

2016



AUSTRALIAN SUPERBIKE CHAMPIONSHIP

PRESENTED BY

Morgan Park Raceway - Qld



Round 5 August 5 - 7



SUPERSPORT

Race 1

Date: 07/08/16
Event: R08
Weather: Partly cloudy - 18.3C
Track: Dry - Temp: 32.5C

Started at: 11:20:32
Laps: 15
Starters: 19
Printed at: 11:44

PROVISIONAL CLASSIFICATION

Pos	No	Gr	Name	Machine	Laps	Race Time	Behind	Fastest Lap	On Lap	Top Speed
1	96	B	Luke MITCHELL (NSW) / JNL Racing Yamaha / Maxima Racing Oil / TRD / Duspeed / Earmold Racing Oil	Yamaha YZF-R6	15	19:28.596		1:17.204	4	208
2	36	B	Sam CLARKE (WA) / Banham WA Racing	Kawasaki ZX6R	15	19:29.196	.600	1:17.010	3	208
3	82	A	Chris QUINN (NSW) / Coopers Pale Ale Yamaha / HXR / YRD / IPONE / Dunlop / Shark Helmets	Yamaha YZF-R6	15	19:30.083	1.487	1:17.103	12	210
4	65	A	Troy GUENTHER (QLD) / Graffiti Alley Racing / YRD / Link / Motosure / RaceArt Aust. / RST / Arai	Yamaha YZF-R6	15	19:31.288	2.692	1:17.376	7	210
5	83	A	Lachlan EPIS (NSW) / Response RE / Blue Tongue Finance / Shock Treatment / Race Dynamics	Kawasaki ZX6R	15	19:46.026	17.430	1:17.674	6	211
6	92	B	Ted COLLINS (VIC) / Next Gen Motorsport / Magnum Welders / GB Racing / Nitron Susp.	Suzuki GSX-R	15	19:48.832	20.236	1:18.220	5	207
7	12	D	Mark CHIODO (VIC) / Repsol Triumph Team / Alpinestars / Dunlop / Bell Helmets / GAS Racing	Triumph 675R	15	19:52.524	23.928	1:18.318	14	207
8	77		Robbie MENZIES (QLD)	Kawasaki ZX6R	15	19:55.917	27.321	1:18.190	4	210
9	27	B	Nic LIMINTON (SA) / Race Center / YRD / Arai / Ricondi / SPF	Yamaha YZF-R6	15	20:01.645	33.049	1:18.651	5	209
10	25	B	Ben BLYTH (VIC) / Race Center / Fit Moto / Snap On	Yamaha YZF-R6	15	20:02.215	33.619	1:18.920	3	209
11	58	B	Anthony QUINN (NSW) / Coopers Pale Ale Yamaha	Yamaha YZF-R6	15	20:08.222	39.626	1:18.878	3	206
12	61	C	Jason MARTIN (QLD) / Cube Racing / Leda - Gluten Free Foods / Moto National Accessories	Kawasaki ZX6R	15	20:10.328	41.732	1:19.347	9	207
13	88	C	Harrison COX (QLD) / YRD / Chesterfield Australia / John Deere	Yamaha YZF-R6	15	20:24.109	55.513	1:20.454	3	205
14	24	C	Steve HASLAM (NSW)	Triumph 675R	15	20:48.308	1:19.712	1:20.868	4	201
15	55	D	Oscar DAVISON (QLD) / Revolution Racing / Tyres for Bikes / Bike Builders	Suzuki GSX-R	14	19:31.305	1 Lap	1:20.940	3	202
16	75	D	Cameron WEBSTER (QLD) / CT Locksmiths / Any Skip Bags / M-cycle Mad Dyno / Aly-Tek Webling	Honda CBR RR	14	19:32.104	1 Lap	1:21.841	2	201
17	32	C	David ROUGHLEY (QLD) / YRD / IPHONE / Shark Helmets / Tyres for Bikes / Micks Fix	Yamaha YZF-R6	14	20:34.439	1 Lap	1:27.053	12	200
DNF	13	D	Jeremy WALTER (QLD)	Honda CBR RR	10	16:17.770	5 Laps	1:33.025	2	175
DNF	50	A	Callum SPRIGGS (QLD) / Cube Racing	Kawasaki ZX6R	8	10:34.390	7 Laps	1:16.824	5	210

Fastest Lap was 1:16.824 by Callum SPRIGGS (QLD)

Current race lap record for SS class - 1:16.692 by Aiden WAGNER (QLD) on a Yamaha YZF-R6 set on 01/08/13

*** Rider 50 (Callum SPRIGGS (QLD)) - 10 second penalty imposed by Clerk of Course for jumped start ***

The results are provisional until the end of the time limit for protests and appeals.

Scott Laing
Chief Time Keeper - Scott Laing

Tom Williams
Clerk of Course - Tom Williams



Computime Race Timing Systems Pty Ltd © 1996


Licensed to Computime Race Timing Systems

www.computime.com.au

COMPUTIME RACE TIMING SYSTEMS PTY LTD

9 Timber Lane, Glen Waverley, Vic 3150. Ph : 0418 17 13 17

E-mail : scott@computime.com.au



2016



AUSTRALIAN SUPERBIKE CHAMPIONSHIP

PRESENTED BY

Morgan Park Raceway - Qld



Round 5 August 5 - 7



SUPERSPORT

Race 1

Date: 07/08/16
Event: R08
Weather: Partly cloudy - 18.3C
Track: Dry - Temp: 32.5C

Started at: 11:20:32
Laps: 15
Starters: 19
Printed at: 11:44

PROVISIONAL LAP TIMES

No	Name	Lap 1	Lap 2	Lap 3	Lap 4	Lap 5	Lap 6	Lap 7	Lap 8	Lap 9	Lap 10
12	Mark CHiodo (VIC)	1:25.397	1:18.380	1:18.549	1:19.650	1:18.566	1:18.579	1:19.202	1:19.117	1:19.999	1:19.639
10		1:19.167	1:19.552	1:18.811	1:18.318	1:19.598					
13	Jeremy WALTER (QLD)	1:37.804	1:33.025	1:34.544	1:34.341	1:33.887	1:51.254	1:35.833	1:35.759	1:33.378	1:47.945
24	Steve HASLAM (NSW)	1:29.125	1:22.336	1:21.596	1:20.868	1:21.162	1:21.043	1:21.422	1:21.196	1:21.800	1:21.349
10		1:21.386	1:21.446	1:22.561	1:21.530	1:39.488					
25	Ben BLYTH (VIC)	1:23.989	1:18.955	1:18.920	1:19.454	1:20.286	1:19.734	1:19.944	1:19.874	1:20.144	1:20.149
10		1:19.685	1:21.333	1:20.111	1:19.971	1:19.666					
27	Nic LIMINTON (SA)	1:26.078	1:19.047	1:19.371	1:19.106	1:18.651	1:19.397	1:19.754	1:19.854	1:20.190	1:20.060
10		1:20.282	1:20.776	1:20.100	1:19.917	1:19.062					
32	David ROUGHLEY (QLD)	1:34.017	1:27.526	1:27.530	1:27.367	1:27.499	1:27.680	1:27.481	1:29.403	1:28.432	1:27.696
10		1:27.770	1:27.053	1:27.223	1:27.762						
36	Sam CLARKE (WA)	1:21.953	1:17.429	1:17.010	1:17.423	1:17.304	1:17.752	1:17.551	1:17.503	1:17.844	1:17.813
10		1:17.651	1:18.143	1:17.634	1:17.741	1:18.445					
50	Callum SPRIGGS (QLD)	1:23.167	1:17.311	1:17.187	1:17.518	1:16.824	1:17.536	1:17.349	1:17.498		
55	Oscar DAVISON (QLD)	1:28.892	1:22.401	1:20.940	1:21.385	1:22.283	1:37.573	1:21.472	1:22.141	1:22.151	1:21.996
10		1:22.194	1:21.932	1:21.732	1:24.213						
58	Anthony QUINN (NSW)	1:26.403	1:19.507	1:18.878	1:19.427	1:19.280	1:19.531	1:19.558	1:20.017	1:20.207	1:20.280
10		1:21.687	1:21.075	1:20.271	1:20.897	1:21.204					
61	Jason MARTIN (QLD)	1:27.456	1:19.794	1:19.814	1:19.788	1:19.755	1:20.063	1:19.931	1:19.528	1:19.347	1:22.670
10		1:20.576	1:21.068	1:20.186	1:20.192	1:20.160					
65	Troy GUENTHER (QLD)	1:22.128	1:17.754	1:17.590	1:17.793	1:17.492	1:17.564	1:17.376	1:17.516	1:17.891	1:17.468
10		1:17.809	1:18.070	1:17.948	1:18.060	1:18.829					
75	Cameron WEBSTER (QLD)	1:29.939	1:21.841	1:22.867	1:23.061	1:22.678	1:23.182	1:23.446	1:23.595	1:23.648	1:23.382
10		1:24.298	1:23.750	1:22.672	1:23.745						
77	Robbie MENZIES (QLD)	1:24.252	1:18.741	1:18.749	1:18.190	1:18.897	1:19.095	1:19.768	1:19.224	1:19.391	1:20.592
10		1:19.302	1:19.193	1:19.872	1:20.367	1:20.284					
82	Chris QUINN (NSW)	1:23.352	1:17.503	1:17.575	1:17.404	1:17.265	1:17.614	1:17.165	1:17.527	1:18.439	1:17.322
10		1:17.440	1:17.103	1:17.636	1:17.687	1:19.051					
83	Lachlan EPIS (NSW)	1:22.941	1:17.848	1:18.055	1:17.970	1:18.965	1:17.674	1:17.869	1:17.952	1:18.269	1:19.049
10		1:19.609	1:19.908	1:19.768	1:20.229	1:19.920					
88	Harrison COX (QLD)	1:27.550	1:20.634	1:20.454	1:20.848	1:21.195	1:21.234	1:21.630	1:21.335	1:21.741	1:20.704
10		1:21.477	1:21.681	1:21.297	1:21.204	1:21.125					
92	Ted COLLINS (VIC)	1:24.473	1:18.826	1:18.720	1:18.645	1:18.220	1:19.177	1:19.714	1:19.208	1:19.344	1:18.409
10		1:18.443	1:18.986	1:18.995	1:18.678	1:18.994					
96	Luke MITCHELL (NSW)	1:21.917	1:17.839	1:17.206	1:17.204	1:17.353	1:17.664	1:17.606	1:17.548	1:17.867	1:17.509
10		1:17.722	1:18.058	1:17.690	1:17.639	1:17.774					

*** Rider 50 (Callum SPRIGGS (QLD)) - 10 second penalty imposed by Clerk of Course for jumped start ***

The results are provisional until the end of the time limit for protests and appeals.

Chief Time Keeper - Scott Laing

Clerk of Course - Tom Williams



Computime Race Timing Systems Pty Ltd © 1996
Licensed to Computime Race Timing Systems
www.computime.com.au

COMPUTIME RACE TIMING SYSTEMS PTY LTD

9 Timber Lane, Glen Waverley, Vic 3150. Ph : 0418 17 13 17

E-mail : scott@computime.com.au



2016



AUSTRALIAN SUPERBIKE CHAMPIONSHIP

PRESENTED BY

Morgan Park Raceway - Qld



Round 5
August 5 - 7



SUPERSPORT
Race 1

Started at: **11:20:32**
Laps: **15**
Starters: **19**
Printed at: **11:44**

Date: **07/08/16**
Event: **R08**
Weather: **Partly cloudy - 18.3C**
Track: **Dry - Temp: 32.5C**

PROVISIONAL SPLIT TIMES

Lap	Split 1	Split 2	Split 3	Lap Time	Spd	Lap	Split 1	Split 2	Split 3	Lap Time	Spd
12 Mark CHIODO (VIC) (7th)						11	28.534	27.591	25.261	1:21.386	196
1	33.767	26.635	24.995	1:25.397	101	12	28.869	27.519	25.058	1:21.446	198
2	27.775	26.231	24.374	1:18.380	202	13	29.294	27.933	25.334	1:22.561	198
3	27.787	26.436	24.326	1:18.549	207	14	28.562	27.704	25.264	1:21.530	198
4	28.312	26.539	24.799	1:19.650	206	15	45.443	28.767	25.278	1:39.488	200
5	27.562	26.388	24.616	1:18.566	203	25 Ben BLYTH (VIC) (10th)					
6	27.848	26.319	24.412	1:18.579	205	1	33.002	26.304	24.683	1:23.989	105
7	27.592	26.931	24.679	1:19.202	204	2	27.717	26.416	24.822	1:18.955	208
8	27.905	26.600	24.612	1:19.117	203	3	27.746	26.469	24.705	1:18.920	207
9	27.935	27.331	24.733	1:19.999	205	4	28.362	26.456	24.636	1:19.454	209
10	27.793	26.619	25.227	1:19.639	204	5	27.896	26.554	25.836	1:20.286	208
11	27.834	26.516	24.817	1:19.167	205	6	28.304	26.644	24.786	1:19.734	208
12	28.250	26.882	24.420	1:19.552	205	7	28.103	26.650	25.191	1:19.944	207
13	27.662	26.588	24.561	1:18.811	203	8	28.237	26.491	25.146	1:19.874	206
14	27.617	26.345	24.356	1:18.318	204	9	28.138	26.683	25.323	1:20.144	205
15	28.069	26.759	24.770	1:19.598	205	10	28.168	26.678	25.303	1:20.149	205
13 Jeremy WALTER (QLD) (DNF)						11	28.153	26.666	24.866	1:19.685	205
1	38.620	30.875	28.309	1:37.804	111	12	28.216	27.735	25.382	1:21.333	205
2	32.601	31.338	29.086	1:33.025	175	13	28.204	26.871	25.036	1:20.111	205
3	32.909	32.183	29.452	1:34.544	173	14	28.358	26.664	24.949	1:19.971	206
4	33.057	32.080	29.204	1:34.341	174	15	28.326	26.585	24.755	1:19.666	205
5	32.828	31.423	29.636	1:33.887	173	27 Nic LIMINTON (SA) (9th)					
6	32.574	48.111	30.569	1:51.254	163	1	34.215	26.974	24.889	1:26.078	107
7	33.186	32.994	29.653	1:35.833	174	2	27.978	26.480	24.589	1:19.047	205
8	33.516	31.993	30.250	1:35.759	170	3	28.059	26.632	24.680	1:19.371	208
9	33.379	31.120	28.879	1:33.378	170	4	27.939	26.635	24.532	1:19.106	206
10	35.793	32.619	39.533	1:47.945 P	171	5	27.671	26.407	24.573	1:18.651	209
24 Steve HASLAM (NSW) (14th)						6	28.119	26.736	24.542	1:19.397	209
1	36.335	27.685	25.105	1:29.125	111	7	28.141	26.878	24.735	1:19.754	208
2	28.440	28.320	25.576	1:22.336	201	8	28.484	26.605	24.765	1:19.854	204
3	28.734	27.464	25.398	1:21.596	196	9	28.401	26.650	25.139	1:20.190	207
4	28.459	27.263	25.146	1:20.868	191	10	28.297	26.851	24.912	1:20.060	205
5	28.480	27.511	25.171	1:21.162	200	11	28.421	27.108	24.753	1:20.282	206
6	28.481	27.537	25.025	1:21.043	197	12	28.028	27.477	25.271	1:20.776	207
7	28.569	27.739	25.114	1:21.422	198	13	28.528	26.736	24.836	1:20.100	206
8	28.493	27.555	25.148	1:21.196	198	14	28.503	26.653	24.761	1:19.917	206
9	28.484	27.708	25.608	1:21.800	197	15	27.870	26.536	24.656	1:19.062	208
10	28.751	27.461	25.137	1:21.349	195						

Scott Laing

Chief Time Keeper - Scott Laing

Tom Williams

Clerk of Course - Tom Williams



Computime Race Timing Systems Pty Ltd © 1996
Licensed to Computime Race Timing Systems
www.computime.com.au

COMPUTIME RACE TIMING SYSTEMS PTY LTD

9 Timber Lane, Glen Waverley, Vic 3150. Ph : 0418 17 13 17

E-mail : scott@computime.com.au





Round 5
August 5 - 7



SUPERSPORT
Race 1

Date: 07/08/16
 Event: R08
 Weather: Partly cloudy - 18.3C
 Track: Dry - Temp: 32.5C

Started at: 11:20:32
 Laps: 15
 Starters: 19
 Printed at: 11:44

PROVISIONAL SPLIT TIMES

Lap	Split 1	Split 2	Split 3	Lap Time	Spd	Lap	Split 1	Split 2	Split 3	Lap Time	Spd
32 David ROUGHLEY (QLD) (17th)						7	27.125	26.282	23.942	1:17.349	209
1	37.719	28.887	27.411	1:34.017	120	8	27.187	26.324	23.987	1:17.498	207
2	30.980	29.161	27.385	1:27.526	198	55 Oscar DAVISON (QLD) (15th)					
3	31.200	29.182	27.148	1:27.530	197	1	35.931	27.849	25.112	1:28.892	116
4	31.076	29.206	27.085	1:27.367	198	2	28.751	28.508	25.142	1:22.401	202
5	31.070	29.329	27.100	1:27.499	200	3	28.211	27.691	25.038	1:20.940	200
6	31.198	29.399	27.083	1:27.680	199	4	28.475	27.774	25.136	1:21.385	198
7	30.852	29.335	27.294	1:27.481	199	5	28.907	28.066	25.310	1:22.283	200
8	31.040	30.565	27.798	1:29.403	196	6	44.493	28.195	24.885	1:37.573	201
9	31.385	29.390	27.657	1:28.432	197	7	28.545	27.869	25.058	1:21.472	199
10	31.246	29.072	27.378	1:27.696	195	8	28.626	28.014	25.501	1:22.141	199
11	31.460	29.294	27.016	1:27.770	198	9	28.657	28.275	25.219	1:22.151	200
12	30.785	29.167	27.101	1:27.053	198	10	28.698	28.228	25.070	1:21.996	200
13	30.806	29.082	27.335	1:27.223	198	11	28.736	28.231	25.227	1:22.194	200
14	31.048	29.272	27.442	1:27.762	197	12	28.749	28.060	25.123	1:21.932	201
36 Sam CLARKE (WA) (2nd)						13	28.660	27.881	25.191	1:21.732	201
1	31.663	26.163	24.127	1:21.953	81	14	28.938	28.498	26.777	1:24.213	199
2	27.332	26.181	23.916	1:17.429	207	58 Anthony QUINN (NSW) (11th)					
3	26.938	26.232	23.840	1:17.010	207	1	34.560	26.893	24.950	1:26.403	106
4	27.035	26.357	24.031	1:17.423	206	2	28.031	26.767	24.709	1:19.507	203
5	26.923	26.377	24.004	1:17.304	207	3	27.640	26.551	24.687	1:18.878	204
6	27.225	26.360	24.167	1:17.752	207	4	28.012	26.860	24.555	1:19.427	205
7	27.099	26.369	24.083	1:17.551	205	5	27.821	26.626	24.833	1:19.280	206
8	27.217	26.231	24.055	1:17.503	205	6	27.942	26.765	24.824	1:19.531	205
9	27.233	26.422	24.189	1:17.844	206	7	27.759	26.860	24.939	1:19.558	204
10	27.253	26.261	24.299	1:17.813	205	8	28.117	26.848	25.052	1:20.017	205
11	27.199	26.342	24.110	1:17.651	206	9	28.203	26.929	25.075	1:20.207	203
12	27.399	26.414	24.330	1:18.143	206	10	28.071	26.931	25.278	1:20.280	204
13	27.115	26.394	24.125	1:17.634	207	11	28.401	27.297	25.989	1:21.687	201
14	27.047	26.481	24.213	1:17.741	207	12	28.575	27.221	25.279	1:21.075	201
15	27.176	27.168	24.101	1:18.445	208	13	28.000	27.180	25.091	1:20.271	203
50 Callum SPRIGGS (QLD) (DNF)						14	28.178	27.206	25.513	1:20.897	203
1	32.527	26.455	24.185	1:23.167	93	15	28.497	27.375	25.332	1:21.204	201
2	27.168	26.184	23.959	1:17.311	210	61 Jason MARTIN (QLD) (12th)					
3	27.079	26.248	23.860	1:17.187	210	1	35.221	27.140	25.095	1:27.456	110
4	27.237	26.251	24.030	1:17.518	208	2	27.983	26.973	24.838	1:19.794	207
5	26.981	26.044	23.799	1:16.824	208	3	27.988	27.091	24.735	1:19.814	207
6	26.842	26.324	24.370	1:17.536	209						

Scott Laing
 Chief Time Keeper - Scott Laing

Tom Williams
 Clerk of Course - Tom Williams



Computime Race Timing Systems Pty Ltd © 1996
 Licensed to Computime Race Timing Systems
www.computime.com.au

COMPUTIME RACE TIMING SYSTEMS PTY LTD
 9 Timber Lane, Glen Waverley, Vic 3150. Ph : 0418 17 13 17
 E-mail : scott@computime.com.au





Round 5
August 5 - 7



SUPERSPORT
Race 1

Started at: **11:20:32**
 Laps: **15**
 Starters: **19**
 Printed at: **11:44**

Date: **07/08/16**
 Event: **R08**
 Weather: **Partly cloudy - 18.3C**
 Track: **Dry - Temp: 32.5C**

PROVISIONAL SPLIT TIMES

Lap	Split 1	Split 2	Split 3	Lap Time	Spd	Lap	Split 1	Split 2	Split 3	Lap Time	Spd
4	27.879	27.018	24.891	1:19.788	205	10	29.379	28.287	25.716	1:23.382	199
5	27.936	26.971	24.848	1:19.755	206	11	29.497	28.398	26.403	1:24.298	198
6	28.014	27.069	24.980	1:20.063	207	12	29.804	28.085	25.861	1:23.750	197
7	27.970	26.859	25.102	1:19.931	206	13	29.107	28.007	25.558	1:22.672	197
8	27.805	26.883	24.840	1:19.528	205	14	29.358	28.672	25.715	1:23.745	198
9	27.783	26.781	24.783	1:19.347	204	77 Robbie MENZIES (QLD) (8th)					
10	27.765	29.846	25.059	1:22.670	206	1	33.454	26.467	24.331	1:24.252	104
11	28.419	27.264	24.893	1:20.576	204	2	27.597	26.828	24.316	1:18.741	210
12	27.976	27.940	25.152	1:21.068	205	3	27.911	26.414	24.424	1:18.749	210
13	28.094	27.244	24.848	1:20.186	206	4	27.369	26.454	24.367	1:18.190	206
14	28.291	27.007	24.894	1:20.192	206	5	27.702	26.728	24.467	1:18.897	205
15	27.972	27.174	25.014	1:20.160	206	6	27.644	26.672	24.779	1:19.095	206
65 Troy GUENTHER (QLD) (4th)						7	27.997	27.169	24.602	1:19.768	203
1	32.114	25.995	24.019	1:22.128	86	8	28.063	26.657	24.504	1:19.224	201
2	27.683	26.094	23.977	1:17.754	209	9	27.550	26.776	25.065	1:19.391	203
3	27.520	26.107	23.963	1:17.590	209	10	28.260	26.961	25.371	1:20.592	198
4	27.237	26.587	23.969	1:17.793	209	11	27.747	26.688	24.867	1:19.302	202
5	27.435	26.064	23.993	1:17.492	210	12	27.691	26.752	24.750	1:19.193	203
6	27.248	26.216	24.100	1:17.564	210	13	28.238	26.884	24.750	1:19.872	203
7	27.248	26.206	23.922	1:17.376	209	14	28.129	27.048	25.190	1:20.367	199
8	27.385	26.161	23.970	1:17.516	210	15	27.941	27.075	25.268	1:20.284	197
9	27.327	26.467	24.097	1:17.891	209	82 Chris QUINN (NSW) (3rd)					
10	27.267	26.121	24.080	1:17.468	208	1	32.791	26.362	24.199	1:23.352	96
11	27.614	26.138	24.057	1:17.809	208	2	27.269	26.033	24.201	1:17.503	210
12	27.621	26.250	24.199	1:18.070	209	3	27.412	25.945	24.218	1:17.575	208
13	27.447	26.391	24.110	1:17.948	210	4	27.332	26.219	23.853	1:17.404	208
14	27.369	26.338	24.353	1:18.060	209	5	27.402	25.912	23.951	1:17.265	208
15	27.563	26.652	24.614	1:18.829	208	6	27.242	26.288	24.084	1:17.614	207
75 Cameron WEBSTER (QLD) (16th)						7	27.284	26.045	23.836	1:17.165	208
1	36.624	27.935	25.380	1:29.939	118	8	27.466	26.100	23.961	1:17.527	206
2	28.780	27.787	25.274	1:21.841	199	9	27.407	26.932	24.100	1:18.439	207
3	29.364	27.845	25.658	1:22.867	200	10	27.260	26.107	23.955	1:17.322	207
4	29.272	27.965	25.824	1:23.061	200	11	27.255	26.257	23.928	1:17.440	207
5	29.234	27.950	25.494	1:22.678	201	12	27.078	26.226	23.799	1:17.103	206
6	29.449	28.048	25.685	1:23.182	198	13	27.209	26.424	24.003	1:17.636	208
7	29.350	28.582	25.514	1:23.446	198	14	27.382	26.177	24.128	1:17.687	207
8	29.834	27.917	25.844	1:23.595	197	15	27.390	26.898	24.763	1:19.051	208
9	29.614	28.177	25.857	1:23.648	197						

Scott Laing

Chief Time Keeper - Scott Laing

Tom Williams

Clerk of Course - Tom Williams



Computime Race Timing Systems Pty Ltd © 1996
 Licensed to Computime Race Timing Systems
www.computime.com.au

COMPUTIME RACE TIMING SYSTEMS PTY LTD
 9 Timber Lane, Glen Waverley, Vic 3150. Ph : 0418 17 13 17
 E-mail : scott@computime.com.au





Round 5
August 5 - 7



SUPERSPORT
Race 1

Started at: 11:20:32
 Laps: 15
 Starters: 19
 Printed at: 11:44

Date: 07/08/16
 Event: R08
 Weather: Partly cloudy - 18.3C
 Track: Dry - Temp: 32.5C


PROVISIONAL SPLIT TIMES

Lap	Split 1	Split 2	Split 3	Lap Time	Spd	Lap	Split 1	Split 2	Split 3	Lap Time	Spd
83 Lachlan EPIS (NSW) (5th)											
1	32.391	26.429	24.121	1:22.941	88	1	33.437	26.609	24.427	1:24.473	100
2	27.219	26.205	24.424	1:17.848	210	2	27.690	26.650	24.486	1:18.826	207
3	27.190	26.255	24.610	1:18.055	211	3	27.809	26.392	24.519	1:18.720	207
4	27.400	26.586	23.984	1:17.970	206	4	28.136	26.270	24.239	1:18.645	206
5	27.897	26.333	24.735	1:18.965	209	5	27.472	26.530	24.218	1:18.220	205
6	27.198	26.402	24.074	1:17.674	208	6	27.910	26.485	24.782	1:19.177	205
7	27.353	26.396	24.120	1:17.869	208	7	28.212	26.894	24.608	1:19.714	202
8	27.302	26.615	24.035	1:17.952	209	8	28.081	26.672	24.455	1:19.208	204
9	27.321	26.402	24.546	1:18.269	209	9	27.865	26.518	24.961	1:19.344	204
10	27.855	26.889	24.305	1:19.049	208	10	27.490	26.332	24.587	1:18.409	203
11	27.781	27.007	24.821	1:19.609	207	11	27.475	26.499	24.469	1:18.443	202
12	28.062	27.070	24.776	1:19.908	207	12	27.880	26.556	24.550	1:18.986	202
13	27.742	27.080	24.946	1:19.768	208	13	27.908	26.756	24.331	1:18.995	202
14	28.205	27.276	24.748	1:20.229	207	14	27.545	26.635	24.498	1:18.678	202
15	28.036	26.876	25.008	1:19.920	206	15	27.837	26.600	24.557	1:18.994	201
88 Harrison COX (QLD) (13th)											
1	35.624	27.299	24.627	1:27.550	114	1	31.443	26.285	24.189	1:21.917	77
2	28.632	27.199	24.803	1:20.634	205	2	27.539	26.255	24.045	1:17.839	206
3	28.703	27.214	24.537	1:20.454	204	3	27.037	26.068	24.101	1:17.206	205
4	28.791	27.260	24.797	1:20.848	203	4	26.961	26.247	23.996	1:17.204	205
5	28.692	27.306	25.197	1:21.195	204	5	27.175	26.187	23.991	1:17.353	206
6	28.700	27.331	25.203	1:21.234	202	6	27.173	26.239	24.252	1:17.664	206
7	28.802	27.792	25.036	1:21.630	200	7	27.188	50.418		1:17.606	205
8	28.858	27.422	25.055	1:21.335	201	8	27.072	26.344	24.132	1:17.548	205
9	29.011	27.265	25.465	1:21.741	200	9	27.160	26.558	24.149	1:17.867	205
10	28.595	27.213	24.896	1:20.704	201	10	27.144	26.301	24.064	1:17.509	204
11	28.889	27.234	25.354	1:21.477	201	11	27.189	26.399	24.134	1:17.722	206
12	28.813	27.658	25.210	1:21.681	202	12	27.317	26.485	24.256	1:18.058	205
13	28.772	27.467	25.058	1:21.297	202	13	27.279	26.274	24.137	1:17.690	205
14	28.733	27.272	25.199	1:21.204	202	14	27.192	26.290	24.157	1:17.639	205
15	28.594	27.376	25.155	1:21.125	201	15	27.217	26.546	24.011	1:17.774	208
92 Ted COLLINS (VIC) (6th)											

*** Rider 50 (Callum SPRIGGS (QLD)) - 10 second penalty imposed by Clerk of Course for jumped start ***

The results are provisional until the end of the time limit for protests and appeals.


 Chief Time Keeper - Scott Laing


 Clerk of Course - Tom Williams



Computime Race Timing Systems Pty Ltd © 1996
 Licensed to Computime Race Timing Systems
www.computime.com.au

COMPUTIME RACE TIMING SYSTEMS PTY LTD
 9 Timber Lane, Glen Waverley, Vic 3150. Ph : 0418 17 13 17
 E-mail : scott@computime.com.au





Round 5
August 5 - 7



SUPERSPORT
Race 1

Date: 07/08/16
Event: R08
Weather: Partly cloudy - 18.3C
Track: Dry - Temp: 32.5C

Started at: 11:20:32
Laps: 15
Starters: 19
Printed at: 11:44

PROVISIONAL FASTEST LAPS SEQUENCE

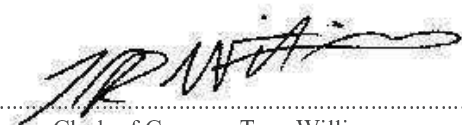
Lap	Race Pos	No	Name	Machine	Fastest Lap	On Lap
1	1	96	Luke MITCHELL (NSW)	Yamaha YZF-R6	1:21.917	1
2	1	36	Sam CLARKE (WA)	Kawasaki ZX6R	1:17.429	2
2	4	50	Callum SPRIGGS (QLD)	Kawasaki ZX6R	1:17.311	2
3	1	36	Sam CLARKE (WA)	Kawasaki ZX6R	1:17.010	3
5	3	50	Callum SPRIGGS (QLD)	Kawasaki ZX6R	1:16.824	5

*** Rider 50 (Callum SPRIGGS (QLD)) - 10 second penalty imposed by Clerk of Course for jumped start ***

The results are provisional until the end of the time limit for protests and appeals.



Chief Time Keeper - Scott Laing



Clerk of Course - Tom Williams



Computime Race Timing Systems Pty Ltd © 1996
Licensed to Computime Race Timing Systems
www.computime.com.au

COMPUTIME RACE TIMING SYSTEMS PTY LTD
9 Timber Lane, Glen Waverley, Vic 3150. Ph : 0418 17 13 17
E-mail : scott@computime.com.au



2016



AUSTRALIAN SUPERBIKE CHAMPIONSHIP

PRESENTED BY

Morgan Park Raceway - Qld



Round 5 August 5 - 7



SUPERSPORT Race 1

Started at: 11:20:32
Laps: 15
Starters: 19
Printed at: 11:44

Date: 07/08/16
Event: R08
Weather: Partly cloudy - 18.3C
Track: Dry - Temp: 32.5C

PROVISIONAL LAP SHEET

No	Lap Time	Gap	No	Lap Time	Gap	No	Lap Time	Gap	No	Lap Time	Gap	No	Lap Time	Gap																								
Lap 1			77	1:18.741	3.611	75	1:22.867	18.255	82	1:17.265	1.980	88	1:21.234	23.044	24	1:21.043	27.259	75	1:23.182	34.697																		
96	1:21.917		12	1:18.380	4.395	13	1:34.544	48.981	77	1:18.897	7.710	92	1:18.220	7.765	55	1:37.573	44.603	32	1:27.680	1:02.74																		
36	1:21.953	.036	27	1:19.047	5.743	Lap 4			12	1:18.566	9.423	25	1:20.286	10.485	Lap 7																							
65	1:22.128	.211	58	1:19.507	6.528	36	1:17.423		27	1:18.651	11.134	36	1:17.551		96	1:17.606	.367	50	1:17.349	.470	65	1:17.376	1.275															
83	1:22.941	1.024	61	1:19.794	7.868	96	1:17.204	.351	58	1:19.280	12.376	50	1:17.349	.470	82	1:17.165	1.456	83	1:17.869	4.900	77	1:19.768	11.270															
50	1:23.167	1.250	88	1:20.634	8.802	50	1:17.518	1.368	61	1:19.755	15.488	61	1:19.755	15.488	77	1:19.768	11.270	92	1:19.714	11.353	12	1:19.202	11.901															
82	1:23.352	1.435	55	1:22.401	11.911	65	1:17.793	1.450	88	1:21.195	19.562	24	1:21.162	23.968	25	1:19.944	14.860	27	1:19.754	14.982	58	1:19.558	16.162															
25	1:23.989	2.072	24	1:22.336	12.079	82	1:17.404	2.019	24	1:21.162	23.968	55	1:22.283	24.782	61	1:19.931	20.179	88	1:21.630	27.123	61	1:19.931	20.179															
77	1:24.252	2.335	75	1:21.841	12.398	83	1:17.970	2.999	55	1:22.283	24.782	82	1:17.614	1.842	88	1:21.630	27.123	24	1:21.422	31.130	88	1:21.630	27.123															
92	1:24.473	2.556	32	1:27.526	22.161	77	1:18.190	6.117	75	1:22.678	29.267	83	1:17.674	4.582	24	1:21.422	31.130	24	1:21.422	31.130	13	1:51.254	1 lap															
12	1:25.397	3.480	13	1:33.025	31.447	92	1:18.645	6.849	32	1:27.499	52.820	77	1:19.095	9.053	75	1:23.446	40.592	55	1:21.472	48.524	32	1:27.481	1:12.67	55	1:21.472	48.524												
27	1:26.078	4.161	Lap 3			25	1:19.454	7.503	12	1:19.650	8.161	92	1:19.177	9.190	32	1:27.481	1:12.67	32	1:27.481	1:12.67	12	1:18.579	10.250															
58	1:26.403	4.486	36	1:17.010		12	1:19.106	9.787	27	1:19.106	9.787	Lap 6			12	1:18.579	10.250	25	1:19.734	12.467	27	1:19.397	12.779															
61	1:27.456	5.539	96	1:17.206	.570	58	1:19.427	10.400	36	1:17.752		36	1:17.752		96	1:17.664	.312	96	1:17.664	.312	25	1:19.734	12.467	27	1:19.397	12.779												
88	1:27.550	5.633	65	1:17.590	1.080	61	1:19.788	13.037	96	1:17.664	.312	96	1:17.664	.312	50	1:17.536	.672	50	1:17.536	.672	58	1:19.558	16.162	61	1:19.931	20.179												
55	1:28.892	6.975	50	1:17.187	1.273	88	1:20.848	15.671	50	1:17.536	.672	65	1:17.564	1.450	65	1:17.564	1.450	88	1:21.630	27.123	88	1:21.630	27.123	24	1:21.422	31.130												
24	1:29.125	7.208	82	1:17.575	2.038	55	1:21.385	19.803	82	1:17.614	1.842	82	1:17.614	1.842	82	1:17.614	1.842	24	1:21.422	31.130	24	1:21.422	31.130	13	1:51.254	1 lap												
75	1:29.939	8.022	83	1:18.055	2.452	24	1:20.868	20.110	83	1:17.674	4.582	83	1:17.674	4.582	83	1:17.674	4.582	13	1:51.254	1 lap	13	1:51.254	1 lap	75	1:23.446	40.592												
32	1:34.017	12.100	77	1:18.749	5.350	75	1:23.061	23.893	77	1:19.095	9.053	77	1:19.095	9.053	77	1:19.095	9.053	77	1:19.095	9.053	77	1:19.095	9.053	55	1:21.472	48.524												
13	1:37.804	15.887	25	1:18.920	5.472	32	1:27.367	42.625	92	1:19.177	9.190	92	1:19.177	9.190	92	1:19.177	9.190	92	1:19.177	9.190	32	1:27.481	1:12.67	32	1:27.481	1:12.67	12	1:18.579	10.250									
Lap 2			92	1:18.720	5.627	13	1:34.341	1:05.89	13	1:33.887	1 lap	13	1:33.887	1 lap	13	1:33.887	1 lap	13	1:33.887	1 lap	13	1:33.887	1 lap	13	1:33.887	1 lap	13	1:33.887	1 lap									
36	1:17.429		12	1:18.549	5.934	Lap 5			77	1:19.177	9.190	77	1:19.177	9.190	77	1:19.177	9.190	77	1:19.177	9.190	77	1:19.177	9.190	77	1:19.177	9.190	77	1:19.177	9.190									
96	1:17.839	.374	27	1:19.371	8.104	36	1:17.304		92	1:19.177	9.190	92	1:19.177	9.190	92	1:19.177	9.190	92	1:19.177	9.190	92	1:19.177	9.190	92	1:19.177	9.190	92	1:19.177	9.190	92	1:19.177	9.190						
65	1:17.754	.500	58	1:18.878	8.396	96	1:17.353	.400	12	1:18.579	10.250	12	1:18.579	10.250	12	1:18.579	10.250	12	1:18.579	10.250	12	1:18.579	10.250	12	1:18.579	10.250	12	1:18.579	10.250	12	1:18.579	10.250	12	1:18.579	10.250			
50	1:17.311	1.096	61	1:19.814	10.672	50	1:16.824	.888	25	1:19.734	12.467	25	1:19.734	12.467	25	1:19.734	12.467	25	1:19.734	12.467	25	1:19.734	12.467	25	1:19.734	12.467	25	1:19.734	12.467	25	1:19.734	12.467	25	1:19.734	12.467			
83	1:17.848	1.407	88	1:20.454	12.246	65	1:17.492	1.638	27	1:19.397	12.779	27	1:19.397	12.779	27	1:19.397	12.779	27	1:19.397	12.779	27	1:19.397	12.779	27	1:19.397	12.779	27	1:19.397	12.779	27	1:19.397	12.779	27	1:19.397	12.779			
82	1:17.503	1.473	55	1:20.940	15.841	Lap 8			58	1:19.531	14.155	58	1:19.531	14.155	58	1:19.531	14.155	58	1:19.531	14.155	58	1:19.531	14.155	58	1:19.531	14.155	58	1:19.531	14.155	58	1:19.531	14.155	58	1:19.531	14.155			
25	1:18.955	3.562	24	1:21.596	16.665	36	1:17.503		61	1:20.063	17.799	61	1:20.063	17.799	61	1:20.063	17.799	61	1:20.063	17.799	61	1:20.063	17.799	61	1:20.063	17.799	61	1:20.063	17.799	61	1:20.063	17.799	61	1:20.063	17.799	61	1:20.063	17.799

Scott Laing
Chief Time Keeper - Scott Laing

Tom Williams
Clerk of Course - Tom Williams



Computime Race Timing Systems Pty Ltd © 1996
Licensed to Computime Race Timing Systems
www.computime.com.au

COMPUTIME RACE TIMING SYSTEMS PTY LTD
9 Timber Lane, Glen Waverley, Vic 3150. Ph : 0418 17 13 17
E-mail : scott@computime.com.au



2016



AUSTRALIAN SUPERBIKE CHAMPIONSHIP

PRESENTED BY

Morgan Park Raceway - Qld



Round 5 August 5 - 7



SUPERSPORT Race 1

Started at: 11:20:32

Laps: 15

Starters: 19

Printed at: 11:44

Date: 07/08/16

Event: R08

Weather: Partly cloudy - 18.3C

Track: Dry - Temp: 32.5C

PROVISIONAL LAP SHEET

No	Lap Time	Gap	No	Lap Time	Gap	No	Lap Time	Gap	No	Lap Time	Gap	No	Lap Time	Gap
50	1:17.498	.465	61	1:19.347	23.707	82	1:17.440	1.373	13	1:47.945	2 laps	83	1:20.229	15.355
65	1:17.516	1.288	88	1:21.741	34.852	83	1:19.609	8.968	88	1:21.681	45.107	92	1:18.678	19.087
82	1:17.527	1.480	24	1:21.800	38.779	13	1:33.378	2 laps	24	1:21.446	49.353	12	1:18.318	22.175
83	1:17.952	5.349	75	1:23.648	52.488	92	1:18.443	15.946	55	1:21.932	1:09.98	77	1:20.367	24.882
77	1:19.224	12.991	55	1:22.151	57.469	77	1:19.302	18.968	75	1:23.750	1:10.31	25	1:19.971	31.798
92	1:19.208	13.058	13	1:35.759	1 lap	12	1:19.167	19.012				27	1:19.917	31.832
12	1:19.117	13.515				25	1:19.685	23.901	Lap 13			58	1:20.897	36.267
25	1:19.874	17.231	Lap 10			27	1:20.282	24.557	36	1:17.634		61	1:20.192	39.417
27	1:19.854	17.333	36	1:17.813		32	1:27.696	1 lap	96	1:17.690	.173	88	1:21.204	52.233
58	1:20.017	18.676	96	1:17.509	.131	58	1:21.687	27.542	82	1:17.636	.335	32	1:27.223	1 lap
61	1:19.528	22.204	65	1:17.468	.990	61	1:20.576	31.489	65	1:17.948	1.389	24	1:21.530	58.069
88	1:21.335	30.955	82	1:17.322	1.584	88	1:21.477	41.569	83	1:19.768	12.867			
24	1:21.196	34.823	83	1:19.049	7.010	24	1:21.386	46.050	92	1:18.995	18.150	Lap 15		
75	1:23.595	46.684	92	1:18.409	15.154	75	1:24.298	1:04.70	12	1:18.811	21.598	96	1:17.774	
55	1:22.141	53.162	77	1:20.592	17.317	55	1:22.194	1:06.19	77	1:19.872	22.256	36	1:18.445	.600
13	1:35.833	1 lap	32	1:28.432	1 lap				25	1:20.111	29.568	82	1:19.051	1.487
			12	1:19.639	17.496	Lap 12			27	1:20.100	29.656	65	1:18.829	2.692
Lap 9			25	1:20.149	21.867	36	1:18.143		58	1:20.271	33.111	55	1:24.213	1 lap
36	1:17.844		27	1:20.060	21.926	96	1:18.058	.117	61	1:20.186	36.966	75	1:23.745	1 lap
96	1:17.867	.435	58	1:20.280	23.506	82	1:17.103	.333	32	1:27.053	1 lap	83	1:19.920	17.430
65	1:17.891	1.335	61	1:22.670	28.564	65	1:18.070	1.075	88	1:21.297	48.770	92	1:18.994	20.236
82	1:18.439	2.075	88	1:20.704	37.743	83	1:19.908	10.733	24	1:22.561	54.280	12	1:19.598	23.928
83	1:18.269	5.774	24	1:21.349	42.315	92	1:18.986	16.789	55	1:21.732	1:14.08	77	1:20.284	27.321
32	1:29.403	1 lap	75	1:23.382	58.057	77	1:19.193	20.018	75	1:22.672	1:15.34	27	1:19.062	33.049
77	1:19.391	14.538	55	1:21.996	1:01.65	12	1:19.552	20.421				25	1:19.666	33.619
92	1:19.344	14.558				25	1:21.333	27.091	Lap 14			58	1:21.204	39.626
12	1:19.999	15.670	Lap 11			27	1:20.776	27.190	36	1:17.741		61	1:20.160	41.732
25	1:20.144	19.531	36	1:17.651		58	1:21.075	30.474	96	1:17.639	.071	88	1:21.125	55.513
27	1:20.190	19.679	96	1:17.722	.202	61	1:21.068	34.414	82	1:17.687	.281	32	1:27.762	1 lap
58	1:20.207	21.039	65	1:17.809	1.148	32	1:27.770	1 lap	65	1:18.060	1.708	24	1:39.488	1:19.71

*** Rider 50 (Callum SPRIGGS (QLD)) - 10 second penalty imposed by Clerk of Course for jumped start ***

The results are provisional until the end of the time limit for protests and appeals.

Scott Laing
Chief Time Keeper - Scott Laing

Tom Williams
Clerk of Course - Tom Williams



Computime Race Timing Systems Pty Ltd © 1996
Licensed to Computime Race Timing Systems
www.computime.com.au

COMPUTIME RACE TIMING SYSTEMS PTY LTD
9 Timber Lane, Glen Waverley, Vic 3150. Ph : 0418 17 13 17
E-mail : scott@computime.com.au



2016



AUSTRALIAN SUPERBIKE CHAMPIONSHIP

PRESENTED BY

Morgan Park Raceway - Qld



Round 5 August 5 - 7



SUPERSPORT

Race 1

Started at: 11:20:32

Laps: 15

Starters: 19

Printed at: 11:44

Date: 07/08/16
Event: R08
Weather: Partly cloudy - 18.3C
Track: Dry - Temp: 32.5C

PROVISIONAL LAP CHART

Grid	1	2	3	4	5	6	7	8	9	10	11	12	13	14	15
96	96	36	36	36	36	36	36	36	36	36	36	36	36	36	96
36	36	96	96	96	96	96	96	96	96	96	96	96	96	96	36
65	65	65	65	50	50	50	50	50	65	65	65	82	82	82	82
83	83	50	50	65	65	65	65	65	82	82	82	65	65	65	65
50	50	83	82	82	82	82	82	82	83	83	83	83	83	83	83
82	82	82	83	83	83	83	83	83	77	92	92	92	92	92	92
92	25	25	77	77	77	77	77	77	92	77	77	77	12	12	12
12	77	77	25	92	92	92	92	92	12	12	12	12	77	77	77
25	92	92	92	25	12	12	12	12	25	25	25	25	25	25	27
77	12	12	12	12	25	25	25	25	27	27	27	27	27	27	25
27	27	27	27	27	27	27	27	27	58	58	58	58	58	58	58
58	58	58	58	58	58	58	58	58	61	61	61	61	61	61	61
61	61	61	61	61	61	61	61	61	88	88	88	88	88	88	88
88	88	88	88	88	88	88	88	88	24	24	24	24	24	24	24
24	55	55	55	55	24	24	24	24	75	75	75	55	55	55	55
55	24	24	24	24	55	75	75	75	55	55	55	75	75	75	75
75	75	75	75	75	75	55	55	55	32	32	32	32	32	32	32
32	32	32	32	32	32	32	32	32	13	13					
13	13	13	13	13	13	13	13	13							

*** Rider 50 (Callum SPRIGGS (QLD)) - 10 second penalty imposed by Clerk of Course for jumped start ***

The results are provisional until the end of the time limit for protests and appeals.

Chief Time Keeper - Scott Laing

Clerk of Course - Tom Williams



Computime Race Timing Systems Pty Ltd © 1996
Licensed to Computime Race Timing Systems
www.computime.com.au

COMPUTIME RACE TIMING SYSTEMS PTY LTD

9 Timber Lane, Glen Waverley, Vic 3150. Ph : 0418 17 13 17

E-mail : scott@computime.com.au

