

**2016****YMF**  
YAMAHA MOTOR FINANCE**AUSTRALIAN SUPERBIKE CHAMPIONSHIP**

PRESENTED BY

**Morgan Park Raceway - Qld****Round 5**  
**August 5 - 7****SUPERSPORT****Race 2**Date: **07/08/16**  
Event: **R12**  
Weather: **Mostly cloudy - 19.4C**  
Track: **Dry - Temp: 29.0C**Started at: **14:40:09**  
Laps: **14**  
Starters: **17**  
Printed at: **15:03****PROVISIONAL CLASSIFICATION**

Pos	No	Gr	Name	Machine	Laps	Race Time	Behind	Fastest Lap	On Lap	Top Speed
1	65	A	Troy GUENTHER (QLD) / Graffiti Alley Racing / YRD / Link / Motosure / RaceArt Aust. / RST / Arai	Yamaha YZF-R6	14	18:06.237		1:17.070	11	208
2	36	B	Sam CLARKE (WA) / Banham WA Racing	Kawasaki ZX6R	14	18:09.111	2.874	1:16.739	11	209
3	83	A	Lachlan EPIS (NSW) / Response RE / Blue Tongue Finance / Shock Treatment / Race Dynamics	Kawasaki ZX6R	14	18:11.041	4.804	1:16.994	8	210
4	96	B	Luke MITCHELL (NSW) / JNL Racing Yamaha / Maxima Racing Oil / TRD / Duspeed / Earmold Racing Oil	Yamaha YZF-R6	14	18:14.667	8.430	1:17.156	2	208
5	92	B	Ted COLLINS (VIC) / Next Gen Motorsport / Magnum Welders / GB Racing / Nitron Susp.	Suzuki GSX-R	14	18:20.501	14.264	1:17.692	5	203
6	77		Robbie MENZIES (QLD)	Kawasaki ZX6R	14	18:24.319	18.082	1:17.789	5	210
7	12	D	Mark CHIODO (VIC) / Repsol Triumph Team / Alpinestars / Dunlop / Bell Helmets / GAS Racing	Triumph 675R	14	18:28.049	21.812	1:18.309	9	206
8	25	B	Ben BLYTH (VIC) / Race Center / Fit Moto / Snap On	Yamaha YZF-R6	14	18:30.243	24.006	1:18.538	11	208
9	58	B	Anthony QUINN (NSW) / Coopers Pale Ale Yamaha	Yamaha YZF-R6	14	18:51.348	45.111	1:18.869	3	205
10	27	B	Nic LIMINTON (SA) / Race Center / YRD / Arai / Ricondi / SPF	Yamaha YZF-R6	14	18:59.671	53.434	1:18.493	5	210
11	24	C	Steve HASLAM (NSW)	Triumph 675R	14	19:09.652	1:03.415	1:21.130	9	198
12	50	A	Callum SPRIGGS (QLD) / Cube Racing	Kawasaki ZX6R	14	19:16.358	1:10.121	1:17.915	2	208
13	55	D	Oscar DAVISON (QLD) / Revolution Racing / Tyres for Bikes / Bike Builders	Suzuki GSX-R	14	19:24.623	1:18.386	1:21.116	7	203
14	75	D	Cameron WEBSTER (QLD) / CT Locksmiths / Any Skip Bags / M-cycle Mad Dyno / Aly-Tek Webling	Honda CBR RR	13	18:26.081	1 Lap	1:22.802	2	201
15	32	C	David ROUGHLEY (QLD) / YRD / IPHONE / Shark Helmets / Tyres for Bikes / Micks Fix	Yamaha YZF-R6	13	19:08.544	1 Lap	1:27.473	13	198
DNF	61	C	Jason MARTIN (QLD) / Cube Racing / Leda - Gluten Free Foods / Moto National Accessories	Kawasaki ZX6R	12	16:43.676	2 Laps	1:20.138	10	207
DNF	88	C	Harrison COX (QLD) / YRD / Chesterfield Australia / John Deere	Yamaha YZF-R6	3	4:31.268	11 Laps	1:22.921	2	202

Fastest Lap was 1:16.739 by Sam CLARKE (WA)

Current race lap record for SS class - 1:16.692 by Aiden WAGNER (QLD) on a Yamaha YZF-R6 set on 01/08/13

\*\*\* Initial race start red flagged after 1 lap due to crash at turn 1 involving No. 82 (Chris Quinn). Full race re-start but distance reduced to 14 laps \*\*\*

The results are provisional until the end of the time limit for protests and appeals.

Chief Time Keeper - Scott Laing

Clerk of Course - Tom Williams



Computime Race Timing Systems Pty Ltd © 1996

Licensed to Computime Race Timing Systems

[www.computime.com.au](http://www.computime.com.au)**COMPUTIME RACE TIMING SYSTEMS PTY LTD**

9 Timber Lane, Glen Waverley, Vic 3150. Ph : 0418 17 13 17

E-mail : [scott@computime.com.au](mailto:scott@computime.com.au)

2016



# AUSTRALIAN SUPERBIKE CHAMPIONSHIP

PRESENTED BY

## Morgan Park Raceway - Qld



### Round 5 August 5 - 7



#### SUPERSPORT

#### Race 2

Date: 07/08/16  
Event: R12  
Weather: Mostly cloudy - 19.4C  
Track: Dry - Temp: 29.0C

Started at: 14:40:09  
Laps: 14  
Starters: 17  
Printed at: 15:03

### PROVISIONAL LAP TIMES

No	Name	Lap 1	Lap 2	Lap 3	Lap 4	Lap 5	Lap 6	Lap 7	Lap 8	Lap 9	Lap 10
12	Mark CHiodo (VIC)	1:24.083	1:19.375	1:18.705	1:18.941	1:18.591	1:18.856	1:18.371	1:18.918	<u>1:18.309</u>	1:18.753
		10	1:18.895	1:18.847	1:18.497	1:18.908					
24	Steve HASLAM (NSW)	1:28.970	1:21.901	1:21.632	1:22.195	1:21.660	1:21.694	1:21.364	1:21.357	<u>1:21.130</u>	1:21.152
		10	1:21.553	1:21.769	1:21.651	1:21.624					
25	Ben BLYTH (VIC)	1:25.131	1:18.853	1:19.081	1:18.658	1:18.674	1:18.735	1:18.675	1:19.069	1:18.866	1:19.057
		10	<u>1:18.538</u>	1:18.692	1:19.039	1:19.175					
27	Nic LIMINTON (SA)	1:25.353	1:18.870	1:19.136	1:18.797	<u>1:18.493</u>	1:18.753	1:18.946	1:18.661	1:19.022	1:19.021
		10	1:18.747	1:44.359	1:20.835	1:20.678					
32	David ROUGHLEY (QLD)	1:34.237	1:27.531	1:28.098	1:27.866	1:27.938	1:27.517	1:27.627	1:29.010	1:28.256	1:27.600
		10	1:27.758	1:27.633	<u>1:27.473</u>						
36	Sam CLARKE (WA)	1:22.769	1:17.030	1:17.786	1:18.182	1:17.531	1:17.534	1:17.175	1:16.859	1:17.530	1:16.979
		10	<u>1:16.739</u>	1:17.137	1:17.578	1:18.282					
50	Callum SPRIGGS (QLD)	2:11.926	<u>1:17.915</u>	1:18.205	1:18.210	1:19.315	1:18.338	1:18.359	1:19.477	1:18.647	1:19.363
		10	1:18.939	1:19.777	1:18.498	1:19.389					
55	Oscar DAVISON (QLD)	1:29.531	1:22.439	1:21.354	1:22.444	1:21.368	1:21.703	<u>1:21.116</u>	1:21.683	1:22.490	1:29.336
		10	1:22.991	1:22.920	1:22.544	1:22.704					
58	Anthony QUINN (NSW)	1:25.996	1:19.244	<u>1:18.869</u>	1:19.389	1:19.441	1:19.876	1:20.195	1:20.324	1:20.634	1:20.586
		10	1:21.253	1:21.527	1:21.726	1:22.288					
61	Jason MARTIN (QLD)	1:54.299	1:20.782	1:20.660	1:21.932	1:21.059	1:21.452	1:20.894	1:21.139	1:20.374	<u>1:20.138</u>
		10	1:20.492	1:20.455							
65	Troy GUENTHER (QLD)	1:21.659	1:17.100	1:17.297	1:17.278	1:17.166	1:17.345	1:17.306	1:17.273	1:17.413	1:17.198
		10	<u>1:17.070</u>	1:17.130	1:17.416	1:17.586					
75	Cameron WEBSTER (QLD)	1:29.914	<u>1:22.802</u>	1:23.401	1:23.082	1:23.769	1:23.808	1:23.427	1:23.378	1:23.733	1:24.394
		10	1:24.794	1:31.473	1:28.106						
77	Robbie MENZIES (QLD)	1:24.134	1:18.324	1:18.172	1:18.019	<u>1:17.789</u>	1:18.027	1:18.092	1:18.418	1:18.881	1:19.170
		10	1:18.672	1:18.567	1:18.809	1:19.245					
83	Lachlan EPIS (NSW)	1:22.145	1:17.128	1:17.509	1:17.255	1:17.427	1:17.525	1:17.117	<u>1:16.994</u>	1:17.568	1:17.099
		10	1:17.617	1:17.805	1:19.076	1:18.776					
88	Harrison COX (QLD)	1:28.293	<u>1:22.921</u>	1:40.054							
92	Ted COLLINS (VIC)	1:23.367	1:17.766	1:18.255	1:18.062	<u>1:17.692</u>	1:17.886	1:17.869	1:17.781	1:18.187	1:17.968
		10	1:18.273	1:18.591	1:19.167	1:19.637					
96	Luke MITCHELL (NSW)	1:22.301	<u>1:17.156</u>	1:17.218	1:17.249	1:17.406	1:17.823	1:17.506	1:17.524	1:17.899	1:18.187
		10	1:18.201	1:18.074	1:18.944	1:19.179					

\*\*\* Initial race start red flagged after 1 lap due to crash at turn 1 involving No. 82 (Chris Quinn). Full race re-start but distance reduced to 14 laps \*\*\*

The results are provisional until the end of the time limit for protests and appeals.

Chief Time Keeper - Scott Laing

Clerk of Course - Tom Williams



Computime Race Timing Systems Pty Ltd © 1996  
Licensed to Computime Race Timing Systems  
[www.computime.com.au](http://www.computime.com.au)

**COMPUTIME RACE TIMING SYSTEMS PTY LTD**

9 Timber Lane, Glen Waverley, Vic 3150. Ph : 0418 17 13 17

E-mail : [scott@computime.com.au](mailto:scott@computime.com.au)



2016



YAMAHA MOTOR FINANCE

## AUSTRALIAN SUPERBIKE CHAMPIONSHIP

PRESENTED BY

Morgan Park Raceway - Qld

Round 5  
August 5 - 7

SUPERSPORT

Race 2

Date: 07/08/16  
Event: R12  
Weather: Mostly cloudy - 19.4C  
Track: Dry - Temp: 29.0CStarted at: 14:40:09  
Laps: 14  
Starters: 17  
Printed at: 15:03

## PROVISIONAL SPLIT TIMES

Lap	Split 1	Split 2	Split 3	Lap Time	Spd	Lap	Split 1	Split 2	Split 3	Lap Time	Spd
<b>12 Mark CHIODO (VIC) (7th)</b>						12	27.744	26.265	24.683	1:18.692	207
1	33.049	26.625	24.409	1:24.083	101	13	28.014	26.416	24.609	1:19.039	207
2	28.398	26.623	24.354	1:19.375	206	14	28.097	26.380	24.698	1:19.175	206
3	27.753	26.590	24.362	1:18.705	205						
4	27.799	26.745	24.397	1:18.941	206	<b>27 Nic LIMINTON (SA) (10th)</b>					
5	27.731	<b>26.464</b>	24.396	1:18.591	204	1	33.741	27.023	24.589	1:25.353	109
6	27.794	26.735	24.327	1:18.856	204	2	27.853	26.442	24.575	1:18.870	209
7	27.611	26.546	<b>24.214</b>	1:18.371	205	3	28.075	26.601	24.460	1:19.136	208
8	27.841	26.595	24.482	1:18.918	204	4	27.727	26.640	24.430	1:18.797	208
9	<b>27.512</b>	26.538	24.259	<b>1:18.309</b>	205	5	27.732	26.390	24.371	<b>1:18.493</b>	209
10	<b>27.512</b>	26.828	24.413	1:18.753	205	6	27.959	26.495	<b>24.299</b>	1:18.753	208
11	27.702	26.831	24.362	1:18.895	205	7	28.050	26.514	24.382	1:18.946	209
12	27.714	26.688	24.445	1:18.847	205	8	<b>27.713</b>	<b>26.378</b>	24.570	1:18.661	209
13	27.516	26.504	24.477	1:18.497	206	9	28.062	26.564	24.396	1:19.022	207
14	27.752	26.594	24.562	1:18.908	205	10	27.822	26.808	24.391	1:19.021	210
						11	27.845	26.506	24.396	1:18.747	210
<b>24 Steve HASLAM (NSW) (11th)</b>						12	51.284	27.762	25.313	1:44.359	208
1	35.302	28.292	25.376	1:28.970	114	13	28.494	27.237	25.104	1:20.835	204
2	29.000	27.690	25.211	1:21.901	198	14	28.166	27.159	25.353	1:20.678	205
3	28.717	27.583	25.332	1:21.632	197						
4	28.953	27.898	25.344	1:22.195	198	<b>32 David ROUGHLEY (QLD) (15th)</b>					
5	28.681	27.661	25.318	1:21.660	198	1	37.453	29.598	27.186	1:34.237	121
6	28.852	27.637	25.205	1:21.694	198	2	<b>30.776</b>	29.330	27.425	1:27.531	198
7	28.701	<b>27.434</b>	25.229	1:21.364	197	3	31.081	29.576	27.441	1:28.098	197
8	28.704	27.606	<b>25.047</b>	1:21.357	197	4	31.224	29.471	27.171	1:27.866	194
9	<b>28.445</b>	27.479	25.206	<b>1:21.130</b>	198	5	31.285	29.333	27.320	1:27.938	193
10	28.659	27.436	25.057	1:21.152	197	6	30.981	29.293	27.243	1:27.517	194
11	28.548	27.604	25.401	1:21.553	197	7	31.025	29.257	27.345	1:27.627	197
12	28.772	27.764	25.233	1:21.769	197	8	31.686	30.287	27.037	1:29.010	196
13	28.657	27.640	25.354	1:21.651	198	9	31.080	29.983	27.193	1:28.256	197
14	28.662	27.644	25.318	1:21.624	198	10	31.136	29.537	<b>26.927</b>	1:27.600	197
						11	31.451	<b>29.188</b>	27.119	1:27.758	193
<b>25 Ben BLYTH (VIC) (8th)</b>						12	31.165	29.375	27.093	1:27.633	198
1	33.500	26.863	24.768	1:25.131	105	13	30.952	29.226	27.295	<b>1:27.473</b>	198
2	27.723	26.392	24.738	1:18.853	206						
3	28.114	26.416	24.551	1:19.081	208	<b>36 Sam CLARKE (WA) (2nd)</b>					
4	27.802	26.437	24.419	1:18.658	208	1	32.438	26.330	24.001	1:22.769	82
5	<b>27.694</b>	26.354	24.626	1:18.674	207	2	26.969	26.137	23.924	1:17.030	208
6	27.854	26.306	24.575	1:18.735	208	3	27.504	26.360	23.922	1:17.786	208
7	28.060	<b>26.213</b>	<b>24.402</b>	1:18.675	207	4	27.846	26.237	24.099	1:18.182	207
8	27.810	26.411	24.848	1:19.069	207	5	27.369	<b>26.096</b>	24.066	1:17.531	207
9	27.842	26.472	24.552	1:18.866	208	6	27.032	26.516	23.986	1:17.534	206
10	27.852	26.647	24.558	1:19.057	208	7	27.118	26.197	23.860	1:17.175	207
11	27.827	26.284	24.427	<b>1:18.538</b>	208	8	26.865	26.149	23.845	1:16.859	208

Chief Time Keeper - Scott Laing

Clerk of Course - Tom Williams



Computime Race Timing Systems Pty Ltd © 1996  
Licensed to Computime Race Timing Systems  
[www.computime.com.au](http://www.computime.com.au)

COMPUTIME RACE TIMING SYSTEMS PTY LTD

9 Timber Lane, Glen Waverley, Vic 3150. Ph : 0418 17 13 17

E-mail : [scott@computime.com.au](mailto:scott@computime.com.au)

2016



# AUSTRALIAN SUPERBIKE CHAMPIONSHIP

PRESENTED BY

## Morgan Park Raceway - Qld



### Round 5 August 5 - 7



### SUPERSPORT Race 2

Date: 07/08/16  
Event: R12  
Weather: Mostly cloudy - 19.4C  
Track: Dry - Temp: 29.0C

Started at: 14:40:09  
Laps: 14  
Starters: 17  
Printed at: 15:03

### PROVISIONAL SPLIT TIMES

Lap	Split 1	Split 2	Split 3	Lap Time	Spd	Lap	Split 1	Split 2	Split 3	Lap Time	Spd
9	27.553	26.203	23.774	1:17.530	208	5	27.885	26.808	24.748	1:19.441	204
10	27.000	26.142	23.837	1:16.979	209	6	27.968	26.876	25.032	1:19.876	205
11	<b>26.820</b>	26.169	<b>23.750</b>	<b>1:16.739</b>	207	7	28.131	26.885	25.179	1:20.195	202
12	27.074	26.124	23.939	1:17.137	208	8	28.040	26.991	25.293	1:20.324	203
13	27.147	26.321	24.110	1:17.578	209	9	28.389	27.107	25.138	1:20.634	203
14	27.340	26.625	24.317	1:18.282	204	10	28.434	27.075	25.077	1:20.586	202
<b>50 Callum SPRIGGS (QLD) (12th)</b>						11	28.517	27.354	25.382	1:21.253	201
1	1:20.595	26.791	24.540	2:11.926		12	28.957	27.381	25.189	1:21.527	202
2	27.467	<b>26.393</b>	<b>24.055</b>	<b>1:17.915</b>	205	13	28.766	27.504	25.456	1:21.726	201
3	27.418	26.641	24.146	1:18.205	207	14	28.791	27.686	25.811	1:22.288	200
4	27.566	26.567	24.077	1:18.210	204	<b>61 Jason MARTIN (QLD) (DNF)</b>					
5	<b>27.362</b>	26.768	25.185	1:19.315	208	1	34.464	54.265	25.570	1:54.299	112
6	27.600	26.561	24.177	1:18.338	205	2	28.395	27.209	25.178	1:20.782	204
7	27.418	26.771	24.170	1:18.359	207	3	28.489	27.195	24.976	1:20.660	204
8	27.486	27.451	24.540	1:19.477	208	4	28.596	27.355	25.981	1:21.932	205
9	27.493	26.772	24.382	1:18.647	207	5	28.442	27.339	25.278	1:21.059	204
10	27.690	27.088	24.585	1:19.363	207	6	28.687	27.608	25.157	1:21.452	205
11	27.653	26.970	24.316	1:18.939	207	7	28.193	27.254	25.447	1:20.894	205
12	27.714	27.342	24.721	1:19.777	208	8	28.401	27.546	25.192	1:21.139	204
13	27.536	26.573	24.389	1:18.498	207	9	28.263	27.034	25.077	1:20.374	207
14	27.562	27.396	24.431	1:19.389	206	10	<b>28.011</b>	27.201	<b>24.926</b>	<b>1:20.138</b>	205
<b>55 Oscar DAVISON (QLD) (13th)</b>						11	28.524	<b>27.000</b>	24.968	1:20.492	207
1	36.010	27.961	25.560	1:29.531	117	12	28.389	27.064	25.002	1:20.455	206
2	28.870	28.252	25.317	1:22.439	203	<b>65 Troy GUENTHER (QLD) (1st)</b>					
3	28.611	27.829	<b>24.914</b>	1:21.354	200	1	31.584	26.161	23.914	1:21.659	87
4	28.723	27.890	25.831	1:22.444	202	2	27.197	<b>26.042</b>	23.861	1:17.100	207
5	28.781	27.641	24.946	1:21.368	196	3	27.087	26.155	24.055	1:17.297	207
6	28.791	27.895	25.017	1:21.703	203	4	27.183	26.192	23.903	1:17.278	207
7	<b>28.458</b>	<b>27.489</b>	25.169	<b>1:21.116</b>	201	5	27.116	26.145	23.905	1:17.166	207
8	28.661	28.005	25.017	1:21.683	200	6	27.187	26.235	23.923	1:17.345	207
9	28.590	28.584	25.316	1:22.490	202	7	27.241	26.159	23.906	1:17.306	207
10	35.329	28.576	25.431	1:29.336	201	8	27.209	26.126	23.938	1:17.273	207
11	29.247	28.273	25.471	1:22.991	199	9	27.327	26.155	23.931	1:17.413	208
12	29.173	28.285	25.462	1:22.920	199	10	27.166	26.183	23.849	1:17.198	207
13	29.176	27.922	25.446	1:22.544	200	11	27.077	26.155	<b>23.838</b>	<b>1:17.070</b>	207
14	29.044	28.217	25.443	1:22.704	198	12	<b>27.065</b>	26.207	23.858	1:17.130	207
<b>58 Anthony QUINN (NSW) (9th)</b>						13	27.187	26.226	24.003	1:17.416	208
1	34.064	26.981	24.951	1:25.996	106	14	27.312	26.194	24.080	1:17.586	207
2	27.927	<b>26.611</b>	24.706	1:19.244	202	<b>75 Cameron WEBSTER (QLD) (14th)</b>					
3	<b>27.656</b>	26.645	<b>24.568</b>	<b>1:18.869</b>	205	1	36.331	28.136	<b>25.447</b>	1:29.914	118
4	27.906	26.799	24.684	1:19.389	205	2	29.309	27.799	25.694	<b>1:22.802</b>	201

Chief Time Keeper - Scott Laing

Clerk of Course - Tom Williams



Computime Race Timing Systems Pty Ltd © 1996  
Licensed to Computime Race Timing Systems  
[www.computime.com.au](http://www.computime.com.au)

**COMPUTIME RACE TIMING SYSTEMS PTY LTD**  
9 Timber Lane, Glen Waverley, Vic 3150. Ph : 0418 17 13 17  
E-mail : [scott@computime.com.au](mailto:scott@computime.com.au)



2016



# AUSTRALIAN SUPERBIKE CHAMPIONSHIP

PRESENTED BY

## Morgan Park Raceway - Qld



### Round 5 August 5 - 7



### SUPERSPORT Race 2

Started at: 14:40:09

Laps: 14

Starters: 17

Printed at: 15:03

Date: 07/08/16

Event: R12

Weather: Mostly cloudy - 19.4C

Track: Dry - Temp: 29.0C

### PROVISIONAL SPLIT TIMES

Lap	Split 1	Split 2	Split 3	Lap Time	Spd	Lap	Split 1	Split 2	Split 3	Lap Time	Spd
3	29.450	<u>27.773</u>	26.178	1:23.401	198	13	28.112	26.421	24.543	1:19.076	209
4	29.078	28.157	25.847	1:23.082	198	14	27.628	26.603	24.545	1:18.776	207
5	29.485	28.352	25.932	1:23.769	199						
6	29.390	28.187	26.231	1:23.808	199						
7	29.601	28.030	25.796	1:23.427	197						
8	29.454	28.377	25.547	1:23.378	198						
9	<u>28.992</u>	28.530	26.211	1:23.733	198						
10	29.423	28.173	26.798	1:24.394	198						
11	30.025	28.490	26.279	1:24.794	197						
12	32.652	32.042	26.779	1:31.473	196						
13	31.758	29.739	26.609	1:28.106	194						
<b>88 Harrison COX (QLD) (DNF)</b>											
						1	34.828	28.359	<u>25.106</u>	1:28.293	114
						2	29.909	<u>27.828</u>	25.184	<u>1:22.921</u>	202
						3	<u>29.316</u>	29.161	41.577	1:40.054 P	198
<b>92 Ted COLLINS (VIC) (5th)</b>											
						1	32.655	26.492	24.220	1:23.367	99
						2	27.262	<u>26.235</u>	24.269	1:17.766	203
						3	27.628	26.381	24.246	1:18.255	202
						4	27.516	26.284	24.262	1:18.062	203
						5	27.301	26.241	24.150	<u>1:17.692</u>	203
						6	27.338	26.402	24.146	1:17.886	202
						7	27.427	26.314	<u>24.128</u>	1:17.869	203
						8	<u>27.229</u>	26.312	24.240	1:17.781	203
						9	27.305	26.619	24.263	1:18.187	202
						10	27.373	26.389	24.206	1:17.968	202
						11	27.458	26.527	24.288	1:18.273	202
						12	27.619	26.678	24.294	1:18.591	202
						13	27.821	26.895	24.451	1:19.167	202
						14	28.373	26.591	24.673	1:19.637	202
<b>77 Robbie MENZIES (QLD) (6th)</b>											
						1	33.449	26.402	24.283	1:24.134	107
						2	27.626	<u>26.237</u>	24.461	1:18.324	210
						3	27.419	26.340	24.413	1:18.172	208
						4	27.361	26.449	24.209	1:18.019	206
						5	27.323	26.299	<u>24.167</u>	<u>1:17.789</u>	208
						6	<u>27.294</u>	26.425	24.308	1:18.027	206
						7	27.355	26.298	24.439	1:18.092	206
						8	27.369	26.461	24.588	1:18.418	204
						9	27.593	26.722	24.566	1:18.881	204
						10	27.904	26.628	24.638	1:19.170	205
						11	27.597	26.510	24.565	1:18.672	201
						12	27.448	26.665	24.454	1:18.567	203
						13	27.651	26.628	24.530	1:18.809	200
						14	27.714	26.755	24.776	1:19.245	202
<b>96 Luke MITCHELL (NSW) (4th)</b>											
						1	32.091	26.172	24.038	1:22.301	76
						2	27.095	26.135	<u>23.926</u>	<u>1:17.156</u>	207
						3	<u>27.025</u>	26.137	24.056	1:17.218	208
						4	27.078	<u>26.123</u>	24.048	1:17.249	206
						5	27.096	26.227	24.083	1:17.406	205
						6	27.209	26.559	24.055	1:17.823	205
						7	27.260	26.224	24.022	1:17.506	205
						8	27.180	26.260	24.084	1:17.524	206
						9	27.400	26.328	24.171	1:17.899	206
						10	27.470	26.430	24.287	1:18.187	206
						11	27.397	26.457	24.347	1:18.201	205
						12	27.337	26.395	24.342	1:18.074	205
						13	27.524	26.881	24.539	1:18.944	205
						14	27.650	26.865	24.664	1:19.179	204
<b>83 Lachlan EPIS (NSW) (3rd)</b>											
						1	31.886	26.179	24.080	1:22.145	88
						2	27.159	26.065	<u>23.904</u>	1:17.128	207
						3	27.305	26.232	23.972	1:17.509	208
						4	27.333	25.927	23.995	1:17.255	209
						5	27.334	26.010	24.083	1:17.427	210
						6	27.098	26.399	24.028	1:17.525	210
						7	27.031	25.990	24.096	1:17.117	207
						8	27.024	25.977	23.993	<u>1:16.994</u>	208
						9	27.494	<u>25.923</u>	24.151	1:17.568	209
						10	<u>26.817</u>	26.345	23.937	1:17.099	209
						11	26.957	26.165	24.495	1:17.617	209
						12	27.285	26.192	24.328	1:17.805	206

\*\*\* Initial race start red flagged after 1 lap due to crash at turn 1 involving No. 82 (Chris Quinn). Full race re-start but distance reduced to 14 laps \*\*\*

The results are provisional until the end of the time limit for protests and appeals.

Chief Time Keeper - Scott Laing

Clerk of Course - Tom Williams



Computime Race Timing Systems Pty Ltd © 1996

Licensed to Computime Race Timing Systems

[www.computime.com.au](http://www.computime.com.au)

COMPUTIME RACE TIMING SYSTEMS PTY LTD

9 Timber Lane, Glen Waverley, Vic 3150. Ph : 0418 17 13 17

E-mail : [scott@computime.com.au](mailto:scott@computime.com.au)





**Round 5**  
**August 5 - 7**



**SUPERSPORT**  
**Race 2**

Date: 07/08/16  
Event: R12  
Weather: Mostly cloudy - 19.4C  
Track: Dry - Temp: 29.0C

Started at: 14:40:09  
Laps: 14  
Starters: 17  
Printed at: 15:03

**PROVISIONAL FASTEST LAPS SEQUENCE**

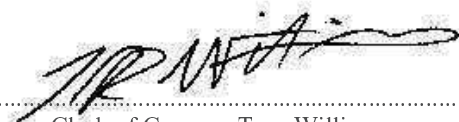
Lap	Race Pos	No	Name	Machine	Fastest Lap	On Lap
1	1	65	Troy GUENTHER (QLD)	Yamaha YZF-R6	1:21.659	1
2	1	65	Troy GUENTHER (QLD)	Yamaha YZF-R6	1:17.100	2
2	4	36	Sam CLARKE (WA)	Kawasaki ZX6R	1:17.030	2
8	2	83	Lachlan EPIS (NSW)	Kawasaki ZX6R	1:16.994	8
8	4	36	Sam CLARKE (WA)	Kawasaki ZX6R	1:16.859	8
11	3	36	Sam CLARKE (WA)	Kawasaki ZX6R	1:16.739	11

\*\*\* Initial race start red flagged after 1 lap due to crash at turn 1 involving No. 82 (Chris Quinn). Full race re-start but distance reduced to 14 laps \*\*\*

The results are provisional until the end of the time limit for protests and appeals.



Chief Time Keeper - Scott Laing



Clerk of Course - Tom Williams



Computime Race Timing Systems Pty Ltd © 1996  
Licensed to Computime Race Timing Systems  
[www.computime.com.au](http://www.computime.com.au)

**COMPUTIME RACE TIMING SYSTEMS PTY LTD**  
9 Timber Lane, Glen Waverley, Vic 3150. Ph : 0418 17 13 17  
E-mail : [scott@computime.com.au](mailto:scott@computime.com.au)



2016



# AUSTRALIAN SUPERBIKE CHAMPIONSHIP

PRESENTED BY

## Morgan Park Raceway - Qld



### Round 5 August 5 - 7



### SUPERSPORT

### Race 2

Started at: 14:40:09

Laps: 14

Starters: 17

Printed at: 15:03

Date: 07/08/16  
Event: R12  
Weather: Mostly cloudy - 19.4C  
Track: Dry - Temp: 29.0C

### PROVISIONAL LAP SHEET

No	Lap Time	Gap	No	Lap Time	Gap	No	Lap Time	Gap	No	Lap Time	Gap	No	Lap Time	Gap
<b>Lap 1</b>			58	1:19.244	6.481	96	1:17.249	.590	61	1:21.059	48.232	25	1:18.675	12.656
65	1:21.659		24	1:21.901	12.112	83	1:17.255	.703	50	1:19.315	55.071	27	1:18.946	13.197
83	1:22.145	.486	88	1:22.921	12.455	36	1:18.182	2.433	32	1:27.938	55.170	58	1:20.195	17.859
96	1:22.301	.642	55	1:22.439	13.211	92	1:18.062	4.116	<b>Lap 6</b>			24	1:21.364	34.265
36	1:22.769	1.110	75	1:22.802	13.957	77	1:18.019	5.315	65	1:17.345		55	1:21.116	34.804
92	1:23.367	1.708	32	1:27.531	23.009	12	1:18.941	7.770	83	1:17.525	1.144	75	1:23.427	45.052
12	1:24.083	2.424	61	1:20.782	36.322	25	1:18.658	8.389	96	1:17.823	1.308	61	1:20.894	55.927
77	1:24.134	2.475	50	1:17.915	51.082	27	1:18.797	8.822	36	1:17.534	2.987	50	1:18.359	57.117
25	1:25.131	3.472	<b>Lap 3</b>			58	1:19.389	10.164	92	1:17.886	5.183	32	1:27.627	1:15.66
27	1:25.353	3.694	65	1:17.297		24	1:22.195	21.364	77	1:18.027	6.620	<b>Lap 8</b>		
58	1:25.996	4.337	96	1:17.218	.619	55	1:22.444	22.434	12	1:18.856	10.706	65	1:17.273	
88	1:28.293	6.634	83	1:17.509	.726	75	1:23.082	25.865	25	1:18.735	11.287	83	1:16.994	.676
24	1:28.970	7.311	36	1:17.786	1.529	61	1:21.932	44.339	27	1:18.753	11.557	96	1:17.524	1.759
55	1:29.531	7.872	92	1:18.255	3.332	32	1:27.866	44.398	58	1:19.876	14.970	36	1:16.859	2.442
75	1:29.914	8.255	77	1:18.172	4.574	50	1:18.210	52.922	24	1:21.694	30.207	92	1:17.781	6.254
32	1:34.237	12.578	12	1:18.705	6.107	<b>Lap 5</b>			55	1:21.703	30.994	77	1:18.418	8.551
61	1:54.299	32.640	25	1:19.081	7.009	65	1:17.166		75	1:23.808	38.931	12	1:18.918	13.416
50	2:11.926	50.267	27	1:19.136	7.303	96	1:17.406	.830	61	1:21.452	52.339	25	1:19.069	14.452
<b>Lap 2</b>			58	1:18.869	8.053	83	1:17.427	.964	50	1:18.338	56.064	27	1:18.661	14.585
65	1:17.100		24	1:21.632	16.447	36	1:17.531	2.798	32	1:27.517	1:05.34	58	1:20.324	20.910
83	1:17.128	.514	55	1:21.354	17.268	92	1:17.692	4.642	<b>Lap 7</b>			24	1:21.357	38.349
96	1:17.156	.698	75	1:23.401	20.061	77	1:17.789	5.938	65	1:17.306		55	1:21.683	39.214
36	1:17.030	1.040	32	1:28.098	33.810	12	1:18.591	9.195	83	1:17.117	.955	75	1:23.378	51.157
92	1:17.766	2.374	88	1:40.054	35.212	25	1:18.674	9.897	96	1:17.506	1.508	50	1:19.477	59.321
77	1:18.324	3.699	61	1:20.660	39.685	27	1:18.493	10.149	36	1:17.175	2.856	61	1:21.139	59.793
12	1:19.375	4.699	50	1:18.205	51.990	58	1:19.441	12.439	92	1:17.869	5.746	<b>Lap 9</b>		
25	1:18.853	5.225	<b>Lap 4</b>			24	1:21.660	25.858	77	1:18.092	7.406	65	1:17.413	
27	1:18.870	5.464	65	1:17.278		55	1:21.368	26.636	12	1:18.371	11.771	83	1:17.568	.831
						75	1:23.769	32.468						

Chief Time Keeper - Scott Laing

Clerk of Course - Tom Williams



Computime Race Timing Systems Pty Ltd © 1996  
Licensed to Computime Race Timing Systems  
[www.computime.com.au](http://www.computime.com.au)

**COMPUTIME RACE TIMING SYSTEMS PTY LTD**

9 Timber Lane, Glen Waverley, Vic 3150. Ph : 0418 17 13 17

E-mail : [scott@computime.com.au](mailto:scott@computime.com.au)





**Round 5**  
**August 5 - 7**



**SUPERSPORT**  
**Race 2**

Date: 07/08/16  
 Event: R12  
 Weather: Mostly cloudy - 19.4C  
 Track: Dry - Temp: 29.0C

Started at: 14:40:09  
 Laps: 14  
 Starters: 17  
 Printed at: 15:03

**PROVISIONAL LAP SHEET**

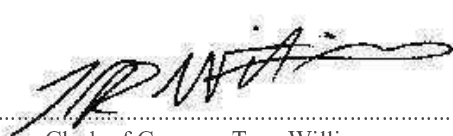
No	Lap Time	Gap	No	Lap Time	Gap	No	Lap Time	Gap	No	Lap Time	Gap
96	1:17.899	2.245	75	1:24.394	1:04.67	58	1:21.527	36.099	92	1:19.637	14.264
36	1:17.530	2.559	61	1:20.138	1:05.69	32	1:27.758	1 lap	77	1:19.245	18.082
92	1:18.187	7.028	<b>Lap 11</b>			27	1:44.359	46.923	75	1:28.106	1 lap
32	1:29.010	1 lap	65	1:17.070		24	1:21.769	55.142	12	1:18.908	21.812
77	1:18.881	10.019	83	1:17.617	1.279	50	1:19.777	1:07.23	25	1:19.175	24.006
12	1:18.309	14.312	36	1:16.739	2.009	55	1:22.920	1:08.14	58	1:22.288	45.111
25	1:18.866	15.905	96	1:18.201	4.365	61	1:20.455	1:12.44	27	1:20.678	53.434
27	1:19.022	16.194	92	1:18.273	9.001	<b>Lap 13</b>			32	1:27.473	1 lap
58	1:20.634	24.131	77	1:18.672	13.593	65	1:17.416		24	1:21.624	1:03.41
24	1:21.130	42.066	12	1:18.895	17.692	36	1:17.578	2.178	50	1:19.389	1:10.12
55	1:22.490	44.291	25	1:18.538	19.232	83	1:19.076	3.614	55	1:22.704	1:18.38
75	1:23.733	57.477	27	1:18.747	19.694	96	1:18.944	6.837			
50	1:18.647	1:00.55	32	1:27.600	1 lap	75	1:31.473	1 lap			
61	1:20.374	1:02.75	58	1:21.253	31.702	92	1:19.167	12.213			
<b>Lap 10</b>			24	1:21.553	50.503	77	1:18.809	16.423			
65	1:17.198		55	1:22.991	1:02.35	12	1:18.497	20.490			
83	1:17.099	.732	50	1:18.939	1:04.58	25	1:19.039	22.417			
36	1:16.979	2.340	61	1:20.492	1:09.11	58	1:21.726	40.409			
96	1:18.187	3.234	75	1:24.794	1:12.39	27	1:20.835	50.342			
92	1:17.968	7.798	<b>Lap 12</b>			32	1:27.633	1 lap			
77	1:19.170	11.991	65	1:17.130		24	1:21.651	59.377			
12	1:18.753	15.867	83	1:17.805	1.954	50	1:18.498	1:08.31			
25	1:19.057	17.764	36	1:17.137	2.016	55	1:22.544	1:13.26			
27	1:19.021	18.017	96	1:18.074	5.309	<b>Lap 14</b>					
32	1:28.256	1 lap	92	1:18.591	10.462	65	1:17.586				
58	1:20.586	27.519	77	1:18.567	15.030	36	1:18.282	2.874			
24	1:21.152	46.020	12	1:18.847	19.409	83	1:18.776	4.804			
55	1:29.336	56.429	25	1:18.692	20.794	96	1:19.179	8.430			
50	1:19.363	1:02.72									

\*\*\* Initial race start red flagged after 1 lap due to crash at turn 1 involving No. 82 (Chris Quinn). Full race re-start but distance reduced to 14 laps \*\*\*

The results are provisional until the end of the time limit for protests and appeals.



Chief Time Keeper - Scott Laing



Clerk of Course - Tom Williams



Computime Race Timing Systems Pty Ltd © 1996  
 Licensed to Computime Race Timing Systems  
[www.computime.com.au](http://www.computime.com.au)

**COMPUTIME RACE TIMING SYSTEMS PTY LTD**  
 9 Timber Lane, Glen Waverley, Vic 3150. Ph : 0418 17 13 17  
 E-mail : scott@computime.com.au







**Round 5**  
**August 5 - 7**



**SUPERSPORT**  
**Race 2**

Date: 07/08/16  
Event: R12  
Weather: Mostly cloudy - 19.4C  
Track: Dry - Temp: 29.0C

Started at: 14:40:09  
Laps: 14  
Starters: 17  
Printed at: 15:03

**PROVISIONAL LAP CHART**

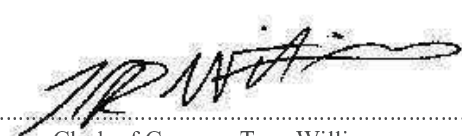
Grid	1	2	3	4	5	6	7	8	9	10	11	12	13	14
96	65	65	65	65	65	65	65	65	65	65	65	65	65	65
36	83	83	96	96	96	83	83	83	83	83	83	83	36	36
65	96	96	83	83	83	96	96	96	96	36	36	36	83	83
83	36	36	36	36	36	36	36	36	36	96	96	96	96	96
50	92	92	92	92	92	92	92	92	92	92	92	92	92	92
82	12	77	77	77	77	77	77	77	77	77	77	77	77	77
92	77	12	12	12	12	12	12	12	12	12	12	12	12	12
12	25	25	25	25	25	25	25	25	25	25	25	25	25	25
25	27	27	27	27	27	27	27	27	27	27	27	58	58	58
77	58	58	58	58	58	58	58	58	58	58	58	27	27	27
27	88	24	24	24	24	24	24	24	24	24	24	24	24	24
58	24	88	55	55	55	55	55	55	55	55	55	50	50	50
61	55	55	75	75	75	75	75	75	75	50	50	55	55	55
88	75	75	32	61	61	61	61	50	50	75	61	61	75	
24	32	32	88	32	50	50	50	61	61	61	75	75	32	
55	61	61	61	50	32	32	32	32	32	32	32	32		
75	50	50	50											
32														
13														

\*\*\* Initial race start red flagged after 1 lap due to crash at turn 1 involving No. 82 (Chris Quinn). Full race re-start but distance reduced to 14 laps \*\*\*

The results are provisional until the end of the time limit for protests and appeals.



Chief Time Keeper - Scott Laing



Clerk of Course - Tom Williams



Computime Race Timing Systems Pty Ltd © 1996  
Licensed to Computime Race Timing Systems  
[www.computime.com.au](http://www.computime.com.au)

**COMPUTIME RACE TIMING SYSTEMS PTY LTD**  
9 Timber Lane, Glen Waverley, Vic 3150. Ph : 0418 17 13 17  
E-mail : [scott@computime.com.au](mailto:scott@computime.com.au)





**Round 5**  
**August 5 - 7**




**SUPERSPORT**  
**PROVISIONAL ROUND POINTS**

AUSTRALIAN SUPERSPORT CHAMPIONSHIP

Pos	Name	Rnd 5 Pole	Rnd 5 Race 1	Rnd 5 Race 2	Total
1	Luke MITCHELL (NSW)	1	25	17	43
2	Troy GUENTHER (QLD)	0	17	25	42
3	Sam CLARKE (WA)	0	20	20	40
4	Lachlan EPIS (NSW)	0	16	18	34
5	Ted COLLINS (VIC)	0	15	16	31
6	Robbie MENZIES (QLD)	0	13	15	28
7	Mark CHIODO (VIC)	0	14	14	28
8	Ben BLYTH (VIC)	0	11	13	24
9	Nic LIMINTON (SA)	0	12	11	23
10	Anthony QUINN (NSW)	0	10	12	22
11	Chris QUINN (NSW)	0	18	0	18
12	Steve HASLAM (NSW)	0	7	10	17
13	Oscar DAVISON (QLD)	0	6	8	14
14	Cameron WEBSTER (QLD)	0	5	7	12
15	David ROUGHLEY (QLD)	0	4	6	10
16	Callum SPRIGGS (QLD)	0	0	9	9
17	Jason MARTIN (QLD)	0	9	0	9
18	Harrison COX (QLD)	0	8	0	8

  
.....  
Chief Time Keeper - Scott Laing

  
.....  
Clerk of Course - Tom Williams



Computime Race Timing Systems Pty Ltd © 1996  
Licensed to Computime Race Timing Systems  
[www.computime.com.au](http://www.computime.com.au)

**COMPUTIME RACE TIMING SYSTEMS PTY LTD**  
9 Timber Lane, Glen Waverley, Vic 3150. Ph : 0418 17 13 17  
E-mail : [scott@computime.com.au](mailto:scott@computime.com.au)



2016



# AUSTRALIAN SUPERBIKE CHAMPIONSHIP

PRESENTED BY

## Morgan Park Raceway - Qld



### Round 5 August 5 - 7



## SUPERSPORT PROVISIONAL SERIES POINTS

### AUSTRALIAN SUPERSPORT CHAMPIONSHIP

Pos	Name	Rnd 1 WSBK	Rnd 2 W/fld	Rnd 3 Syd	Rnd 4 WA	Rnd 5 Pole	Rnd 5 Race 1	Rnd 5 Race 2	Total
1	Sam CLARKE (WA)	30.5	51	29.5	51	0	20	20	202
2	Troy GUENTHER (QLD)	59.5	36	21.5	35	0	17	25	194
3	Luke MITCHELL (NSW)	41	40	18	38	1	25	17	180
4	Callum SPRIGGS (QLD)	43.5	33	30	37	0	0	9	152.5
5	Ben BLYTH (VIC)	38	31	21.5	24	0	11	13	138.5
6	Ted COLLINS (VIC)	29.5	24	14	16	0	15	16	114.5
7	Nic LIMINTON (SA)	29	16	13.5	31	0	12	11	112.5
8	Chris QUINN (NSW)	40	12	19	21	0	18	0	110
9	Robbie MENZIES (QLD)	15	22	21	12	0	13	15	98
10	Mark CHIODO (VIC)	28	24	1.5	0	0	14	14	81.5
11	Giuseppe SCARCELLA (NSW)	0	28	21.5	0	0	0	0	49.5
12	Brad SHAW (VIC)	28.5	19	0	0	0	0	0	47.5
13	Matt PRICE (WA)	7	5	6	26	0	0	0	44
14	Harrison COX (QLD)	8	9	1	16	0	8	0	42
15	Cambridge OLIVIER (NSW)	0	32	8	0	0	0	0	40
16	Thomas BRYDEN (NSW)	0	0	13	25	0	0	0	38
17	Cam RUSSELL (VIC)	22	8	7.5	0	0	0	0	37.5
18	Ryan TAYLOR (VIC)	35.5	0	0	0	0	0	0	35.5
19	Lachlan EPIS (NSW)	0	0	0	0	0	16	18	34
20	Mitch LEVY (NSW)	0	0	33.5	0	0	0	0	33.5
21	Patrick LI (NSW)	16	9	7	0	0	0	0	32
22	Shane MAGGS (VIC)	14	13	0.5	0	0	0	0	27.5
23	Anthony QUINN (NSW)	0	0	0	0	0	10	12	22
24	Rhys CLAY (WA)	0	0	0	21	0	0	0	21
25	Joshua MATHERS (WA)	0	0	0	21	0	0	0	21
26	Rhys BELLINGS (VIC)	6	13	0	0	0	0	0	19
27	Kyle BUCKLEY (QLD)	17.5	0	0	0	0	0	0	17.5
28	Steve HASLAM (NSW)	0	0	0	0	0	7	10	17
29	Jake PRUITI (WA)	0	0	0	17	0	0	0	17
30	Oscar DAVISON (QLD)	0	0	0	0	0	6	8	14
31	Hayden SPINKS (NSW)	2	5	6	0	0	0	0	13
32	Colin LEWIS (NSW)	12.5	0	0	0	0	0	0	12.5
33	Cameron WEBSTER (QLD)	0	0	0	0	0	5	7	12
34	Brendan WILSON (VIC)	8.5	2	0	0	0	0	0	10.5
35	David ROUGHLEY (QLD)	0	0	0	0	0	4	6	10
36	Michael KNIGHT (NSW)	0	0	10	0	0	0	0	10
37	Kane BURNS (NSW)	0	0	10	0	0	0	0	10
38	Jason MARTIN (QLD)	0	0	0	0	0	9	0	9
39	Ben WHITE (VIC)	4	0	4.5	0	0	0	0	8.5

*Scott Laing*

Chief Time Keeper - Scott Laing

*Tom Williams*

Clerk of Course - Tom Williams

Computime Race Timing Systems Pty Ltd © 1996


Licensed to Computime Race Timing Systems

[www.computime.com.au](http://www.computime.com.au)

**COMPUTIME RACE TIMING SYSTEMS PTY LTD**

9 Timber Lane, Glen Waverley, Vic 3150. Ph : 0418 17 13 17

E-mail : [scott@computime.com.au](mailto:scott@computime.com.au)



2016



# AUSTRALIAN SUPERBIKE CHAMPIONSHIP

PRESENTED BY

## Morgan Park Raceway - Qld



### Round 5 August 5 - 7



## SUPERSPORT PROVISIONAL SERIES POINTS

### AUSTRALIAN SUPERSPORT CHAMPIONSHIP

Pos	Name	Rnd 1 WSBK	Rnd 2 W/fld	Rnd 3 Syd	Rnd 4 WA	Rnd 5 Pole	Rnd 5 Race 1	Rnd 5 Race 2	Total
40	Simon REES (NSW)	0	0	7	0	0	0	0	7
41	Jonny TAYLOR (VIC)	2.5	0	0	0	0	0	0	2.5
42	Ryan MASRI (NSW)	2	0	0	0	0	0	0	2
43	Bernie RUSSELL (NSW)	0	1	0	0	0	0	0	1
44	Jessica WATKINS (VIC)	1	0	0	0	0	0	0	1

Chief Time Keeper - Scott Laing

Clerk of Course - Tom Williams



Computime Race Timing Systems Pty Ltd © 1996  
Licensed to Computime Race Timing Systems  
[www.computime.com.au](http://www.computime.com.au)

**COMPUTIME RACE TIMING SYSTEMS PTY LTD**  
9 Timber Lane, Glen Waverley, Vic 3150. Ph : 0418 17 13 17  
E-mail : [scott@computime.com.au](mailto:scott@computime.com.au)

