



ASBK.COM.AU f t i y

Round 7 : Phillip Island GP Circuit : October 12 - 14

KAWASAKI AUSTRALIAN SUPERSPORT CHAMPIONSHIP

Practice 1

Date: 12/10/18
 Event: P03
 Weather: Sunny - Temp: 15.1C
 Track: Dry - Temp: 21.0C

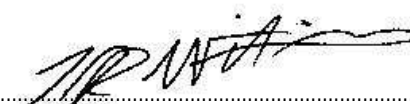
Started at: 09:45:03
 Laps: 25 Min
 Starters: 21
 Printed at: 10:27

CLASSIFICATION

Pos	No	Name	Machine	Fastest Lap	On Lap	Behind Prev	Behind Leader	Top Speed
1	1	Cru HALLIDAY (NSW) / Yamaha Racing Team	Yamaha YZF-R6	1:36.923	11 of 12			261
2	41	Max CROKER (NSW) / Mat Mladin Mladin Racing / Suzuki Aust. / AGV Sport / Nolan / Motorex Aust.	Suzuki GSX-R	1:37.347	9 of 10	.424	.424	262
3	50	Callum SPRIGGS (QLD)	Yamaha YZF-R6	1:37.710	14 of 14	.363	.787	260
4	7	Tom TOPARIS (NSW) / Cube Racing / Leda Nutrition / Australian Outdoor Living / Motul / Pirelli	Kawasaki ZX-6R	1:37.783	11 of 11	.073	.860	262
5	27	Nic LIMINTON (SA) / YRD / YRT / Arai / Speed Angle / Ricondi / Barossa Signs / RBS	Yamaha YZF-R6	1:37.934	12 of 12	.151	1.011	254
6	39	Scott NICHOLSON (VIC) / NextGen Motorsports / G. Williams Engineering	Suzuki GSX-R	1:38.128	10 of 12	.194	1.205	258
7	20	Damon REES (BOP) / Carl Cox M-sport / Mondiale Freight / Tony Rees M-cycles / Signedge / Pirelli / HJC	Honda CBR	1:39.009	13 of 13	.881	2.086	257
8	52	Ryan TAYLOR (VIC) / Arden Homes / Pablo's M-cycle Tyres / YRD / RTR	Yamaha YZF-R6	1:39.392	7 of 8	.383	2.469	257
9	12	Broc PEARSON (QLD) / 1800 Approved Cairns / Yamaha Australia / Motul	Yamaha YZF-R6	1:39.764	12 of 12	.372	2.841	256
10	42	Jack PASSFIELD (NSW) / Stay Upright Rider Training / GASD Suspension / Dmoto / Pirelli / KYT Hemets	Yamaha YZF-R6	1:40.128	12 of 12	.364	3.205	257
11	46	Aidan HAYES (NSW) / Hayes Johnston PL / YRD / West Sliders / Underground Designs / Gee Tee M-cycles	Yamaha YZF-R6	1:40.414	6 of 11	.286	3.491	257
12	61	Rhys BELLING (VIC) / LXI Racing / YRD / Yamaha / The Grinning Dingo	Yamaha YZF-R6	1:40.470	4 of 10	.056	3.547	254
13	851	Ty LYNCH (SA) / Adelaide M-cycle Recovery / Aust. Outdoor Living / A-Plus Diesel/ Neville Lush Racing	Yamaha YZF-R6	1:40.878	8 of 9	.408	3.955	260
14	47	Giuseppe SCARCELLA (NSW) / Kawasaki BCperformance / Kawasaki Motors Aust. / Landscapesupplies.com.au	Kawasaki ZX-6R	1:40.996	4 of 5	.118	4.073	1
15	32	Dylan WHITESIDE (VIC) / YRD / Geelong Motorcycle Service Centre / The Grinning Dingo / Axle Armour	Yamaha YZF-R6	1:41.337	7 of 7	.341	4.414	253
16	22	Zac JOHNSON (VIC) / Rebuilder / Ausfleet / Savy Civil / Navarone Accident & Vehicle Repair Centre	Yamaha YZF-R6	1:41.379	4 of 9	.042	4.456	255
17	74	Campbell RUSSELL (VIC) / Motul / Pirelli / YRD	Yamaha YZF-R6	1:41.389	6 of 13	.010	4.466	256
18	18	Marc WILSON (VIC) / Phillip Island Off-Track Accommodation	Kawasaki ZX-6R	1:41.675	4 of 7	.286	4.752	251
19	131	John QUINN (VIC) / SC Project Oceania	Triumph Daytona	1:42.792	11 of 11	1.117	5.869	255
20	86	Dallas SKEER (SA) / Barry Francis M-c / Ron Angel Classic Racing / Penrite Oils / Suspensions R Us / Suzuki Aust.	Suzuki GSX-R	1:43.287	10 of 13	.495	6.364	256
21	28	Brodie MALOUF (NSW) / A & G Constructions	Triumph Daytona	1:46.285	8 of 9	2.998	9.362	244

Current best lap for SS class - 1:35.330 by Mark CHIODO (VIC) on a Triumph Daytona set on 07/10/17


 Chief Time Keeper - Scott Laing


 Clerk of Course - Tom Williams



www.computime.com.au
 COMPUTIME RACE TIMING SYSTEMS PTY LTD





ASBK.COM.AU f t i y

Round 7 : Phillip Island GP Circuit : October 12 - 14

KAWASAKI AUSTRALIAN SUPERSPORT CHAMPIONSHIP

Date: 12/10/18
 Event: P03
 Weather: Sunny - Temp: 15.1C
 Track: Dry - Temp: 21.0C

Practice 1

Started at: 09:45:03
 Laps: 25 Min
 Starters: 21
 Printed at: 10:27

LAP TIMES

No	Name	Lap 1	Lap 2	Lap 3	Lap 4	Lap 5	Lap 6	Lap 7	Lap 8	Lap 9	Lap 10
1	Cru HALLIDAY (NSW)	1:53.597	1:43.716	1:38.960	1:38.359	1:37.986	4:36.924	1:57.653	1:38.569	1:36.924	1:37.524
	10	1:36.923	1:46.135								
7	Tom TOPARIS (NSW)	1:49.544	1:40.197	1:40.416	1:39.596	1:39.372	7:56.745	1:58.026	1:38.433	1:38.678	1:38.263
	10	1:37.783									
12	Broc PEARSON (QLD)	2:02.041	1:45.356	1:42.658	1:42.079	1:41.716	1:51.207	1:40.860	1:41.118	5:20.650	2:05.965
	10	1:45.770	1:39.764								
18	Marc WILSON (VIC)	1:58.776	1:43.228	1:42.365	1:41.675	1:41.898	1:41.743	1:41.965			
20	Damon REES (BOP)	1:58.755	1:44.572	1:42.705	1:42.742	1:41.310	1:40.851	1:40.481	4:23.852	1:52.973	1:40.198
	10	1:39.349	1:39.386	1:39.009							
22	Zac JOHNSON (VIC)	1:58.359	3:12.428	1:49.829	1:41.379	1:42.946	4:14.339	1:53.661	1:41.676	1:46.634	
27	Nic LIMINTON (SA)	1:51.740	1:41.044	1:41.151	5:23.827	1:50.253	1:43.585	1:39.739	1:38.262	1:38.696	1:38.052
	10	1:37.952	1:37.934								
28	Brodie MALOUF (NSW)	2:06.504	1:52.465	1:50.160	1:47.777	1:52.226	8:34.112	1:57.412	1:46.285	1:46.517	
32	Dylan WHITESIDE (VIC)	1:58.003	1:44.802	1:43.992	1:43.101	1:41.689	1:41.758	1:41.337			
39	Scott NICHOLSON (VIC)	1:50.807	1:42.503	1:39.598	6:21.189	1:44.924	1:39.835	1:38.590	1:40.441	1:38.333	1:38.128
	10	1:38.214	1:38.286								
41	Max CROKER (NSW)	1:48.760	1:39.680	1:38.581	1:38.195	1:38.393	1:38.203	1:37.964	1:37.539	1:37.347	5:01.433
42	Jack PASSFIELD (NSW)	1:53.238	1:44.129	1:43.532	1:41.223	1:40.552	1:41.087	1:41.037	1:40.760	6:09.515	1:55.656
	10	1:42.621	1:40.128								
46	Aidan HAYES (NSW)	1:58.016	1:43.268	1:41.604	1:42.223	1:41.272	1:40.414	6:56.774	1:51.245	1:41.221	1:41.253
	10	1:41.238									
47	Giuseppe SCARCELLA (NSW)	1:56.401	1:43.917	1:43.005	1:40.996	5:20.030					
50	Callum SPRIGGS (QLD)	2:50.313	1:47.621	1:38.731	1:38.934	1:37.826	1:40.543	1:38.324	1:38.242	1:39.322	1:37.901
	10	1:38.419	1:37.834	1:37.758	1:37.710						
52	Ryan TAYLOR (VIC)	2:01.308	1:42.308	1:44.460	1:40.250	1:40.539	1:40.094	1:39.392	1:39.626		
61	Rhys BELLING (VIC)	1:53.308	1:42.061	1:41.349	1:40.470	1:41.165	1:41.079	1:40.604	1:40.773	1:41.390	1:43.814
74	Campbell RUSSELL (VIC)	1:56.901	1:45.206	1:44.149	1:43.209	1:42.464	1:41.389	1:41.451	4:53.708	1:55.362	1:41.726
	10	1:41.868	1:43.046	1:41.758							
86	Dallas SKEER (SA)	1:55.980	1:45.900	1:44.571	1:44.528	1:44.353	1:44.445	1:45.642	1:44.478	1:44.612	1:43.287
	10	1:43.348	1:43.363	1:43.487							
131	John QUINN (VIC)	2:05.540	1:48.562	1:46.615	1:46.502	6:32.316	2:01.466	2:06.349	1:44.337	1:45.657	1:43.602
	10	1:42.792									
851	Ty LYNCH (SA)	1:53.436	3:34.541	1:51.573	1:41.999	1:42.199	4:51.786	1:51.875	1:40.878	1:41.920	

Scott Laing
 Chief Time Keeper - Scott Laing

Tom Williams
 Clerk of Course - Tom Williams



Round 7 : Phillip Island GP Circuit : October 12 - 14

KAWASAKI AUSTRALIAN SUPERSPORT CHAMPIONSHIP

Practice 1

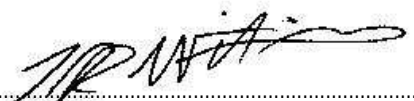
Date: 12/10/18
 Event: P03
 Weather: Sunny - Temp: 15.1C
 Track: Dry - Temp: 21.0C

Started at: 09:45:03
 Laps: 25 Min
 Starters: 21
 Printed at: 10:28

SPLIT TIMES

Lap	Split 1	Split 2	Split 3	Split 4	Lap Time	Spd	Lap	Split 1	Split 2	Split 3	Split 4	Lap Time	Spd
1 Cru HALLIDAY (NSW) (1st)							3	24.493	29.791	19.605	28.476	1:42.365	
1	33.964	31.286	19.973	28.374	1:53.597 P		4	24.507	29.528	19.475	28.165	1:41.675	250
2	25.035	29.808	19.613	29.260	1:43.716		5	24.365	29.643	19.618	28.272	1:41.898	251
3	24.170	28.592	18.802	27.396	1:38.960		6	24.392	29.622	19.421	28.308	1:41.743	251
4	23.612	28.268	18.908	27.571	1:38.359		7	24.634	29.504	19.510	28.317	1:41.965	249
5	23.525	28.274	18.773	27.414	1:37.986		20 Damon REES (BOP) (7th)						
6	24.948	31.090	20.790	3:20.096	4:36.924	258	1	35.854	32.202	21.014	29.685	1:58.755 P	
7	38.713	31.178	19.631	28.131	1:57.653 P		2	25.282	30.431	20.088	28.771	1:44.572	
8	23.920	28.536	18.769	27.344	1:38.569	258	3	24.603	29.959	19.482	28.661	1:42.705	
9	23.336	27.979	18.546	27.063	1:36.924	259	4	24.223	29.651	20.007	28.861	1:42.742	
10	23.578	28.349	18.592	27.005	1:37.524	260	5	24.417	29.313	19.481	28.099	1:41.310	
11	23.347	28.043	18.478	27.055	1:36.923	258	6	24.206	29.415	19.304	27.926	1:40.851	
12	25.589	32.792	19.209	28.545	1:46.135	261	7	24.258	29.197	19.298	27.728	1:40.481	248
7 Tom TOPARIS (NSW) (4th)							8	23.988	29.157	19.173	3:11.534	4:23.852	251
1	31.363	30.573	19.456	28.152	1:49.544 P		9	34.013	29.802	19.391	29.767	1:52.973 P	
2	23.981	29.339	19.202	27.675	1:40.197		10	23.832	28.985	18.987	28.394	1:40.198	257
3	24.206	28.978	18.877	28.355	1:40.416		11	23.902	28.872	18.914	27.661	1:39.349	251
4	23.971	28.961	19.008	27.656	1:39.596		12	23.764	28.727	18.941	27.954	1:39.386	252
5	24.060	28.672	18.986	27.654	1:39.372		13	23.675	28.775	18.954	27.605	1:39.009	252
6	24.040	29.868	21.179	6:41.658	7:56.745	255	22 Zac JOHNSON (VIC) (16th)						
7	34.994	31.451	20.248	31.333	1:58.026 P		1	35.583	33.116	20.803	28.857	1:58.359 P	
8	23.684	28.835	18.641	27.273	1:38.433	257	2	25.813	32.292	22.373	1:51.950	3:12.428	
9	23.711	28.819	18.778	27.370	1:38.678	262	3	31.467	30.206	19.828	28.328	1:49.829 P	
10	23.543	28.721	18.688	27.311	1:38.263	259	4	24.358	29.549	19.366	28.106	1:41.379	
11	23.497	28.436	18.538	27.312	1:37.783	257	5	24.768	29.893	19.807	28.478	1:42.946	
12 Broc PEARSON (QLD) (9th)							6	25.438	31.473	20.679	2:56.749	4:14.339	248
1	36.176	34.128	21.674	30.063	2:02.041 P		7	35.950	29.909	19.472	28.330	1:53.661 P	
2	25.280	31.084	20.005	28.987	1:45.356		8	24.494	29.440	19.547	28.195	1:41.676	254
3	24.345	30.207	19.578	28.528	1:42.658		9	24.582	31.971	20.940	29.141	1:46.634	251
4	24.150	29.845	19.487	28.597	1:42.079		27 Nic LIMINTON (SA) (5th)						
5	24.243	29.589	19.373	28.511	1:41.716		1	32.493	30.876	19.700	28.671	1:51.740 P	
6	27.350	34.923	19.932	29.002	1:51.207		2	24.364	29.457	19.112	28.111	1:41.044	
7	23.980	29.545	19.191	28.144	1:40.860	256	3	23.851	30.171	19.186	27.943	1:41.151	
8	23.994	29.386	19.070	28.668	1:41.118	252	4	24.399	29.197	18.931	4:11.300	5:23.827	
9	27.161	33.432	21.265	3:58.792	5:20.650	249	5	33.724	29.562	18.977	27.990	1:50.253 P	
10	36.094	36.392	23.230	30.249	2:05.965 P		6	23.926	32.313	19.087	28.259	1:43.585	252
11	26.292	31.963	19.212	28.303	1:45.770	253	7	23.567	29.550	18.797	27.825	1:39.739	252
12	23.821	29.033	19.027	27.883	1:39.764	255	8	23.419	28.745	18.662	27.436	1:38.262	253
18 Marc WILSON (VIC) (18th)							9	23.390	29.016	18.902	27.388	1:38.696	254
1	37.678	32.427	19.893	28.778	1:58.776 P		10	23.327	28.616	18.616	27.493	1:38.052	254
2	25.041	29.949	19.759	28.479	1:43.228		11	23.308	28.565	18.579	27.500	1:37.952	252


 Chief Time Keeper - Scott Laing


 Clerk of Course - Tom Williams



Round 7 : Phillip Island GP Circuit : October 12 - 14

KAWASAKI AUSTRALIAN SUPERSPORT CHAMPIONSHIP

Practice 1

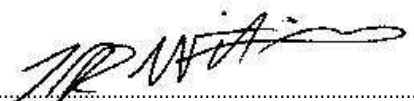
Date: 12/10/18
 Event: P03
 Weather: Sunny - Temp: 15.1C
 Track: Dry - Temp: 21.0C

Started at: 09:45:03
 Laps: 25 Min
 Starters: 21
 Printed at: 10:28

SPLIT TIMES

Lap	Split 1	Split 2	Split 3	Split 4	Lap Time	Spd	Lap	Split 1	Split 2	Split 3	Split 4	Lap Time	Spd
12	23.416	28.477	18.628	27.413	1:37.934	254	8	23.358	28.300	18.783	27.098	1:37.539	257
							9	23.218	28.381	18.496	27.252	1:37.347	259
							10	24.689	31.251	20.288	3:45.205	5:01.433	262
28 Brodie MALOUF (NSW) (21th)													
1	38.008	34.897	22.824	30.775	2:06.504 P								
2	27.079	32.943	21.441	31.002	1:52.465								
3	26.340	32.774	20.846	30.200	1:50.160								
4	25.747	31.544	20.935	29.551	1:47.777								
5	25.576	34.485	21.448	30.717	1:52.226								
6	26.243	31.233	20.452	7:16.184	8:34.112	241							
7	35.013	31.711	20.928	29.760	1:57.412 P								
8	25.655	30.611	20.855	29.164	1:46.285	244							
9	25.403	30.991	20.859	29.264	1:46.517	244							
32 Dylan WHITESIDE (VIC) (15th)													
1	34.979	32.644	20.963	29.417	1:58.003 P								
2	25.382	30.426	20.294	28.700	1:44.802								
3	24.877	30.526	20.138	28.451	1:43.992								
4	24.853	30.354	19.692	28.202	1:43.101								
5	24.362	29.464	19.552	28.311	1:41.689								
6	24.465	29.640	19.365	28.288	1:41.758								
7	24.398	29.319	19.504	28.116	1:41.337	253							
39 Scott NICHOLSON (VIC) (6th)													
1	31.899	30.674	19.833	28.401	1:50.807 P								
2	24.792	29.864	20.132	27.715	1:42.503								
3	23.946	28.982	19.054	27.616	1:39.598								
4	24.405	34.054	19.369	5:03.361	6:21.189								
5	29.611	29.039	18.945	27.329	1:44.924 P								
6	23.655	29.823	18.979	27.378	1:39.835	255							
7	23.797	28.605	18.863	27.325	1:38.590	253							
8	23.711	28.219	19.038	29.473	1:40.441	255							
9	23.720	28.610	18.817	27.186	1:38.333	255							
10	23.745	28.484	18.758	27.141	1:38.128	256							
11	23.698	28.615	18.757	27.144	1:38.214	257							
12	23.693	28.411	18.787	27.395	1:38.286	258							
41 Max CROKER (NSW) (2nd)													
1	30.658	30.447	19.595	28.060	1:48.760 P								
2	23.850	28.895	19.089	27.846	1:39.680								
3	23.613	28.691	18.821	27.456	1:38.581								
4	23.427	28.453	18.857	27.458	1:38.195								
5	23.493	28.353	18.724	27.823	1:38.393								
6	23.492	28.396	18.865	27.450	1:38.203								
7	23.488	28.236	18.804	27.436	1:37.964	257							
42 Jack PASSFIELD (NSW) (10th)													
1	32.543	31.708	20.018	28.969	1:53.238 P								
2	24.690	30.167	19.513	29.759	1:44.129								
3	24.275	30.657	19.408	29.192	1:43.532								
4	24.347	29.523	19.280	28.073	1:41.223								
5	24.198	29.320	19.145	27.889	1:40.552								
6	24.314	29.457	19.333	27.983	1:41.087	256							
7	24.121	29.496	19.148	28.272	1:41.037	253							
8	24.129	29.353	19.224	28.054	1:40.760	254							
9	24.879	32.708	20.410	4:51.518	6:09.515	254							
10	32.909	32.669	20.603	29.475	1:55.656 P								
11	24.775	30.248	19.492	28.106	1:42.621	251							
12	24.009	29.278	19.052	27.789	1:40.128	257							
46 Aidan HAYES (NSW) (11th)													
1	34.513	31.959	22.401	29.143	1:58.016 P								
2	24.291	30.046	20.442	28.489	1:43.268								
3	24.269	29.539	19.491	28.305	1:41.604								
4	24.863	29.206	19.289	28.865	1:42.223								
5	24.113	29.155	19.725	28.279	1:41.272								
6	23.898	29.142	19.183	28.191	1:40.414	253							
7	24.643	29.095	19.402	5:43.634	6:56.774	255							
8	31.875	30.036	19.634	29.700	1:51.245 P								
9	24.386	29.381	19.169	28.285	1:41.221	257							
10	24.082	29.264	19.597	28.310	1:41.253	256							
11	24.393	29.322	19.159	28.364	1:41.238	256							
47 Giuseppe SCARCELLA (NSW) (14th)													
1	34.647	32.331	20.343	29.080	1:56.401 P								
2	25.179	30.262	19.917	28.559	1:43.917								
3	24.757	29.931	19.613	28.704	1:43.005								
4	24.397	29.541	19.167	27.891	1:40.996								
5	23.875	29.451	19.878	4:06.826	5:20.030								
50 Callum SPRIGGS (QLD) (3rd)													
1	32.743	31.804	20.446	1:25.320	2:50.313 P								
2	31.419	29.613	19.218	27.371	1:47.621 P								
3	23.763	28.854	18.782	27.332	1:38.731								
4	23.523	28.643	19.088	27.680	1:38.934								
5	23.537	28.565	18.636	27.088	1:37.826								


 Chief Time Keeper - Scott Laing


 Clerk of Course - Tom Williams





ASBK.COM.AU f t i y

Round 7 : Phillip Island GP Circuit : October 12 - 14

KAWASAKI AUSTRALIAN SUPERSPORT CHAMPIONSHIP

Practice 1

Date: 12/10/18
 Event: P03
 Weather: Sunny - Temp: 15.1C
 Track: Dry - Temp: 21.0C

Started at: 09:45:03
 Laps: 25 Min
 Starters: 21
 Printed at: 10:28

SPLIT TIMES

Lap	Split 1	Split 2	Split 3	Split 4	Lap Time	Spd	Lap	Split 1	Split 2	Split 3	Split 4	Lap Time	Spd
6	24.092	29.598	19.145	27.708	1:40.543	258	12	24.684	29.957	19.803	28.602	1:43.046	255
7	23.670	28.676	18.586	27.392	1:38.324	251	13	24.440	29.755	19.299	28.264	1:41.758	254
8	23.573	28.495	18.648	27.526	1:38.242	252	86 Dallas SKEER (SA) (20th)						
9	23.778	28.791	19.199	27.554	1:39.322	252	1	33.447	32.199	20.837	29.497	1:55.980 P	
10	23.616	28.472	18.593	27.220	1:37.901	253	2	25.611	30.851	20.305	29.133	1:45.900	
11	23.496	28.403	18.963	27.557	1:38.419	256	3	25.299	30.275	19.836	29.161	1:44.571	
12	23.535	28.525	18.551	27.223	1:37.834	260	4	25.134	30.409	19.952	29.033	1:44.528	
13	23.504	28.431	18.611	27.212	1:37.758	255	5	25.012	30.237	20.015	29.089	1:44.353	
14	23.434	28.333	18.609	27.334	1:37.710	257	6	25.092	30.350	20.016	28.987	1:44.445	
52 Ryan TAYLOR (VIC) (8th)							7	25.068	30.314	21.217	29.043	1:45.642	255
1	39.976	31.270	20.692	29.370	2:01.308 P		8	25.268	30.231	19.814	29.165	1:44.478	250
2	24.836	29.659	19.573	28.240	1:42.308	251	9	24.985	30.803	19.692	29.132	1:44.612	252
3	24.484	32.295	19.588	28.093	1:44.460	253	10	24.977	29.900	19.635	28.775	1:43.287	254
4	24.060	29.113	19.209	27.868	1:40.250	254	11	24.788	30.109	19.566	28.885	1:43.348	256
5	24.464	29.122	19.229	27.724	1:40.539	254	12	24.806	30.095	19.598	28.864	1:43.363	255
6	24.323	28.992	19.134	27.645	1:40.094	254	13	24.912	30.108	19.584	28.883	1:43.487	256
7	24.171	28.756	18.914	27.551	1:39.392	257	131 John QUINN (VIC) (19th)						
8	23.794	28.832	19.183	27.817	1:39.626	255	1	38.140	35.350	21.977	30.073	2:05.540 P	
61 Rhys BELLING (VIC) (12th)							2	26.725	31.730	20.752	29.355	1:48.562	
1	34.051	30.951	19.863	28.443	1:53.308 P		3	25.350	31.359	20.446	29.460	1:46.615	
2	24.203	29.948	19.490	28.420	1:42.061		4	25.750	31.014	20.495	29.243	1:46.502	
3	24.323	29.456	19.480	28.090	1:41.349		5	26.225	31.531	20.944	5:13.616	6:32.316	
4	24.148	29.415	19.114	27.793	1:40.470		6	37.001	32.913	20.942	30.610	2:01.466 P	
5	23.915	29.662	19.636	27.952	1:41.165	252	7	25.179	51.692	20.405	29.073	2:06.349	252
6	24.125	29.726	19.302	27.926	1:41.079	249	8	24.945	30.554	20.210	28.628	1:44.337	254
7	24.027	29.586	19.204	27.787	1:40.604	251	9	25.161	31.163	20.182	29.151	1:45.657	254
8	24.110	29.459	19.407	27.797	1:40.773	251	10	24.841	30.263	19.775	28.723	1:43.602	255
9	24.097	29.883	19.423	27.987	1:41.390	252	11	24.839	30.078	19.573	28.302	1:42.792	254
10	24.303	32.555	19.302	27.654	1:43.814	252	851 Ty LYNCH (SA) (13th)						
74 Campbell RUSSELL (VIC) (17th)							1	33.100	30.657	19.997	29.682	1:53.436 P	
1	34.116	32.717	20.698	29.370	1:56.901 P		2	24.688	30.000	19.727	2:20.126	3:34.541	
2	25.448	30.914	19.938	28.906	1:45.206		3	33.548	29.628	19.521	28.876	1:51.573 P	
3	25.188	30.477	19.805	28.679	1:44.149		4	24.343	29.890	19.446	28.320	1:41.999	
4	24.982	30.267	19.567	28.393	1:43.209		5	24.174	29.820	19.747	28.458	1:42.199	254
5	24.816	29.948	19.340	28.360	1:42.464		6	24.402	30.343	19.789	3:37.252	4:51.786	251
6	24.396	29.664	19.184	28.145	1:41.389		7	34.627	29.404	19.541	28.303	1:51.875 P	
7	24.583	29.544	19.120	28.204	1:41.451	256	8	24.221	29.509	19.131	28.017	1:40.878	255
8	24.829	30.628	19.645	3:38.606	4:53.708	237	9	24.530	30.052	19.419	27.919	1:41.920	260
9	34.392	32.714	19.739	28.517	1:55.362 P								
10	24.590	29.541	19.341	28.254	1:41.726	252							
11	24.541	29.692	19.402	28.233	1:41.868	254							

Scott Laing
 Chief Time Keeper - Scott Laing

Tom Williams
 Clerk of Course - Tom Williams





ASBK.COM.AU f t i y

Round 7 : Phillip Island GP Circuit : October 12 - 14

KAWASAKI AUSTRALIAN SUPERSPORT CHAMPIONSHIP

Practice 1

Date: 12/10/18
 Event: P03
 Weather: Sunny - Temp: 15.1C
 Track: Dry - Temp: 21.0C

Started at: 09:45:03
 Laps: 25 Min
 Starters: 21
 Printed at: 10:28

FASTEST LAPS SEQUENCE

Race Time	No	Name	Machine	Fastest Lap	On Lap
2:00.669	74	Campbell RUSSELL (VIC)	Yamaha YZF-R6	1:56.901	1
2:16.446	86	Dallas SKEER (SA)	Suzuki GSX-R	1:55.980	1
2:18.433	39	Scott NICHOLSON (VIC)	Suzuki GSX-R	1:50.807	1
2:20.789	41	Max CROKER (NSW)	Suzuki GSX-R	1:48.760	1
3:45.875	74	Campbell RUSSELL (VIC)	Yamaha YZF-R6	1:45.206	2
3:46.273	32	Dylan WHITESIDE (VIC)	Yamaha YZF-R6	1:44.802	2
4:00.469	41	Max CROKER (NSW)	Suzuki GSX-R	1:39.680	2
5:39.050	41	Max CROKER (NSW)	Suzuki GSX-R	1:38.581	3
7:17.245	41	Max CROKER (NSW)	Suzuki GSX-R	1:38.195	4
9:41.443	1	Cru HALLIDAY (NSW)	Yamaha YZF-R6	1:37.986	5
10:37.611	50	Callum SPRIGGS (QLD)	Yamaha YZF-R6	1:37.826	5
13:49.344	41	Max CROKER (NSW)	Suzuki GSX-R	1:37.539	8
15:26.691	41	Max CROKER (NSW)	Suzuki GSX-R	1:37.347	9
19:31.513	1	Cru HALLIDAY (NSW)	Yamaha YZF-R6	1:36.924	9
22:45.960	1	Cru HALLIDAY (NSW)	Yamaha YZF-R6	1:36.923	11

Chief Time Keeper - Scott Laing

Clerk of Course - Tom Williams



www.computime.com.au
 COMPUTIME RACE TIMING SYSTEMS PTY LTD





ASBK.COM.AU f t i y

Round 7 : Phillip Island GP Circuit : October 12 - 14

KAWASAKI AUSTRALIAN SUPERSPORT CHAMPIONSHIP

Practice 1

Date: 12/10/18
 Event: P03
 Weather: Sunny - Temp: 15.1C
 Track: Dry - Temp: 21.0C

Started at: 09:45:03
 Laps: 25 Min
 Starters: 21
 Printed at: 10:28

BEST PARTIAL TIMES

Pos	Split 1		Split 2		Split 3		Split 4		LAP		Ideal	Fastest
	Name	Time	Name	Time	Name	Time	Name	Time	Name	Time		
1	M. CROKER	23.218	C. HALLIDAY	27.979	C. HALLIDAY	18.478	C. HALLIDAY	27.005	C. HALLIDAY	1:36.798	1:36.923	
2	N. LIMINTON	23.308	S. NICHOLSO	28.219	M. CROKER	18.496	C. SPRIGGS	27.088	M. CROKER	1:37.048	1:37.347	
3	C. HALLIDAY	23.336	M. CROKER	28.236	T. TOPARIS	18.538	M. CROKER	27.098	C. SPRIGGS	1:37.406	1:37.710	
4	C. SPRIGGS	23.434	C. SPRIGGS	28.333	C. SPRIGGS	18.551	S. NICHOLSO	27.141	T. TOPARIS	1:37.744	1:37.783	
5	T. TOPARIS	23.497	T. TOPARIS	28.436	N. LIMINTON	18.579	T. TOPARIS	27.273	N. LIMINTON	1:37.752	1:37.934	
6	S. NICHOLSO	23.655	N. LIMINTON	28.477	S. NICHOLSO	18.757	N. LIMINTON	27.388	S. NICHOLSO	1:37.772	1:38.128	
7	D. REES	23.675	D. REES	28.727	D. REES	18.914	R. TAYLOR	27.551	D. REES	1:38.921	1:39.009	
8	R. TAYLOR	23.794	R. TAYLOR	28.756	R. TAYLOR	18.914	D. REES	27.605	R. TAYLOR	1:39.015	1:39.392	
9	B. PEARSON	23.821	B. PEARSON	29.033	B. PEARSON	19.027	R. BELLING	27.654	B. PEARSON	1:39.764	1:39.764	
10	G. SCARCELL	23.875	A. HAYES	29.095	J. PASSFIELD	19.052	J. PASSFIELD	27.789	R. BELLING	1:39.994	1:40.470	
11	A. HAYES	23.898	J. PASSFIELD	29.278	R. BELLING	19.114	B. PEARSON	27.883	J. PASSFIELD	1:40.128	1:40.128	
12	R. BELLING	23.915	R. BELLING	29.311	C. RUSSELL	19.120	G. SCARCELL	27.891	A. HAYES	1:40.343	1:40.414	
13	J. PASSFIELD	24.009	D. WHITESIDE	29.319	T. LYNCH	19.131	T. LYNCH	27.919	G. SCARCELL	1:40.384	1:40.996	
14	T. LYNCH	24.174	T. LYNCH	29.404	A. HAYES	19.159	Z. JOHNSON	28.106	T. LYNCH	1:40.628	1:40.878	
15	Z. JOHNSON	24.358	Z. JOHNSON	29.440	G. SCARCELL	19.167	D. WHITESIDE	28.116	D. WHITESIDE	1:41.162	1:41.337	
16	D. WHITESIDE	24.362	G. SCARCELL	29.451	D. WHITESIDE	19.365	C. RUSSELL	28.145	C. RUSSELL	1:41.202	1:41.389	
17	M. WILSON	24.365	M. WILSON	29.504	Z. JOHNSON	19.366	M. WILSON	28.165	Z. JOHNSON	1:41.270	1:41.379	
18	C. RUSSELL	24.396	C. RUSSELL	29.541	M. WILSON	19.421	A. HAYES	28.191	M. WILSON	1:41.455	1:41.675	
19	D. SKEER	24.788	D. SKEER	29.900	D. SKEER	19.566	J. QUINN	28.302	J. QUINN	1:42.792	1:42.792	
20	J. QUINN	24.839	J. QUINN	30.078	J. QUINN	19.573	D. SKEER	28.775	D. SKEER	1:43.029	1:43.287	
21	B. MALOUF	25.403	B. MALOUF	30.611	B. MALOUF	20.452	B. MALOUF	29.164	B. MALOUF	1:45.630	1:46.285	

Scott Laing

Chief Time Keeper - Scott Laing

Tom Williams

Clerk of Course - Tom Williams



www.computime.com.au
 COMPUTIME RACE TIMING SYSTEMS PTY LTD

