



ASBK.COM.AU f t i y

Round 7 : Phillip Island GP Circuit : October 12 - 14

KAWASAKI AUSTRALIAN SUPERSPORT CHAMPIONSHIP

Practice 3

Date: 12/10/18
 Event: P15
 Weather: Sunny - Temp: 18.7C
 Track: Dry - Temp: 42.3C

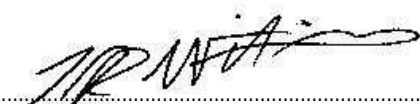
Started at: 15:09:10
 Laps: 25 Min
 Starters: 21
 Printed at: 15:47

CLASSIFICATION

Pos	No	Name	Machine	Fastest Lap	On Lap	Behind Prev	Behind Leader	Top Speed
1	1	Cru HALLIDAY (NSW) / Yamaha Racing Team	Yamaha YZF-R6	1:35.594	10 of 12			260
2	50	Callum SPRIGGS (QLD)	Yamaha YZF-R6	1:36.949	4 of 14	1.355	1.355	252
3	7	Tom TOPARIS (NSW) / Cube Racing / Leda Nutrition / Australian Outdoor Living / Motul / Pirelli	Kawasaki ZX-6R	1:37.360	7 of 12	.411	1.766	257
4	20	Damon REES (BOP) / Carl Cox M-sport / Mondiale Freight / Tony Rees M-cycles / Signedge / Pirelli / HJC	Honda CBR	1:37.490	7 of 12	.130	1.896	245
5	41	Max CROKER (NSW) / Mat Mladin Mladin Racing / Suzuki Aust. / AGV Sport / Nolan / Motorex Aust.	Suzuki GSX-R	1:37.766	9 of 12	.276	2.172	259
6	39	Scott NICHOLSON (VIC) / NextGen Motorsports / G. Williams Engineering	Suzuki GSX-R	1:38.205	14 of 14	.439	2.611	251
7	12	Broc PEARSON (QLD) / 1800 Approved Cairns / Yamaha Australia / Motul	Yamaha YZF-R6	1:38.463	12 of 12	.258	2.869	255
8	27	Nic LIMINTON (SA) / YRD / YRT / Arai / Speed Angle / Ricondi / Barossa Signs / RBS	Yamaha YZF-R6	1:38.574	4 of 6	.111	2.980	246
9	42	Jack PASSFIELD (NSW) / Stay Upright Rider Training / GASD Suspension / Dmoto / Pirelli / KYT Hemets	Yamaha YZF-R6	1:38.924	11 of 13	.350	3.330	250
10	61	Rhys BELLING (VIC) / LXI Racing / YRD / Yamaha / The Grinning Dingo	Yamaha YZF-R6	1:39.105	3 of 3	.181	3.511	253
11	32	Dylan WHITESIDE (VIC) / YRD / Geelong Motorcycle Service Centre / The Grinning Dingo / Axle Armour	Yamaha YZF-R6	1:39.145	11 of 14	.040	3.551	257
12	47	Giuseppe SCARCELLA (NSW) / Kawasaki BCperformance / Kawasaki Motors Aust. / Landscapesupplies.com.au	Kawasaki ZX-6R	1:39.441	11 of 12	.296	3.847	247
13	52	Ryan TAYLOR (VIC) / Arden Homes / Pablo's M-cycle Tyres / YRD / RTR	Yamaha YZF-R6	1:39.493	9 of 11	.052	3.899	249
14	46	Aidan HAYES (NSW) / Hayes Johnston PL / YRD / West Sliders / Underground Designs / Gee Tee M-cycles	Yamaha YZF-R6	1:39.717	9 of 13	.224	4.123	253
15	22	Zac JOHNSON (VIC) / Rebuilder / Ausfleet / Savy Civil / Navarone Accident & Vehicle Repair Centre	Yamaha YZF-R6	1:39.813	3 of 11	.096	4.219	253
16	851	Ty LYNCH (SA) / Adelaide M-cycle Recovery / Aust. Outdoor Living / A-Plus Diesel/ Neville Lush Racing	Yamaha YZF-R6	1:40.417	9 of 10	.604	4.823	248
17	86	Dallas SKEER (SA) / Barry Francis M-c / Ron Angel Classic Racing / Penrite Oils / Suspensions R Us / Suzuki Aust.	Suzuki GSX-R	1:41.507	12 of 13	1.090	5.913	252
18	74	Campbell RUSSELL (VIC) / Motul / Pirelli / YRD	Yamaha YZF-R6	1:41.952	7 of 7	.445	6.358	251
19	28	Brodie MALOUF (NSW) / A & G Constructions	Triumph Daytona	1:44.764	9 of 9	2.812	9.170	236
Not enough laps								
NC	18	Marc WILSON (VIC) / Phillip Island Off-Track Accommodation	Kawasaki ZX-6R	.000	0 of 0		-1:35.594	
NC	131	John QUINN (VIC) / SC Project Oceania	Triumph Daytona	.000	0 of 0		-1:35.594	

Current best lap for SS class - 1:35.330 by Mark CHIODO (VIC) on a Triumph Daytona set on 07/10/17


 Chief Time Keeper - Scott Laing


 Clerk of Course - Tom Williams



www.computime.com.au
 COMPUTIME RACE TIMING SYSTEMS PTY LTD





ASBK.COM.AU f t i y

Round 7 : Phillip Island GP Circuit : October 12 - 14

KAWASAKI AUSTRALIAN SUPERSPORT CHAMPIONSHIP

Practice 3

Date: 12/10/18
 Event: P15
 Weather: Sunny - Temp: 18.7C
 Track: Dry - Temp: 42.3C

Started at: 15:09:10
 Laps: 25 Min
 Starters: 21
 Printed at: 15:47

LAP TIMES

No	Name	Lap 1	Lap 2	Lap 3	Lap 4	Lap 5	Lap 6	Lap 7	Lap 8	Lap 9	Lap 10
1	Cru HALLIDAY (NSW)	1:50.461	1:37.822	1:36.822	1:36.253	2:57.315	1:48.441	3:33.038	1:52.489	1:36.665	1:35.594
	10	1:43.697	1:36.454								
7	Tom TOPARIS (NSW)	1:47.844	1:48.082	1:38.104	3:52.919	3:03.286	1:45.238	1:37.360	3:38.103	1:49.391	1:37.892
	10	1:37.868	1:37.903								
12	Broc PEARSON (QLD)	1:51.878	1:39.983	1:53.516	1:39.762	1:39.458	2:11.135	5:23.512	2:00.378	2:09.979	1:38.889
	10	1:38.530	1:38.463								
20	Damon REES (BOP)	1:58.155	1:38.942	1:38.311	5:04.206	1:51.536	1:38.951	1:37.490	1:37.536	1:37.722	1:38.070
	10	1:37.804	1:38.021								
22	Zac JOHNSON (VIC)	1:49.914	1:39.968	1:39.813	6:27.874	1:43.917	3:05.346	1:49.378	1:40.581	1:39.947	1:40.405
	10	1:40.126									
27	Nic LIMINTON (SA)	1:49.545	1:39.923	1:41.051	1:38.574	7:06.636	1:53.176				
28	Brodie MALOUF (NSW)	3:12.254	1:58.935	1:47.256	3:56.288	2:00.447	1:46.703	1:47.021	1:46.184	1:44.764	
32	Dylan WHITESIDE (VIC)	1:50.607	1:39.650	1:39.567	1:42.871	1:40.010	1:40.073	1:39.647	1:39.255	1:39.162	1:39.434
	10	1:39.145	1:48.327	1:39.423	1:39.772						
39	Scott NICHOLSON (VIC)	1:45.687	1:39.782	1:39.203	1:39.269	1:39.447	1:39.237	1:38.990	1:39.185	3:55.156	1:48.755
	10	1:38.632	1:38.985	1:38.572	1:38.205						
41	Max CROKER (NSW)	1:46.260	1:44.060	1:51.463	1:38.142	1:38.090	1:37.780	3:47.577	1:45.996	1:37.766	1:37.868
	10	1:37.911	1:51.655								
42	Jack PASSFIELD (NSW)	1:49.105	1:41.187	1:40.237	1:40.432	1:39.995	1:42.715	3:10.158	1:50.711	1:39.866	1:39.558
	10	1:38.924	1:39.031	1:39.058							
46	Aidan HAYES (NSW)	1:48.751	1:39.863	1:43.145	1:40.547	1:41.644	1:40.606	1:40.257	1:40.271	1:39.717	1:43.088
	10	1:40.179	1:40.953	1:40.327							
47	Giuseppe SCARCELLA (NSW)	1:51.973	1:40.938	1:41.292	3:50.073	1:52.584	1:40.646	3:48.656	1:55.732	1:50.836	1:40.387
	10	1:39.441	1:39.572								
50	Callum SPRIGGS (QLD)	1:45.080	1:37.430	1:37.264	1:36.949	1:57.337	1:37.704	3:10.176	1:47.722	1:37.808	1:39.468
	10	1:38.368	1:37.557	1:37.558	1:38.402						
52	Ryan TAYLOR (VIC)	1:51.132	1:40.733	1:40.465	1:39.821	1:40.072	1:39.987	1:40.970	1:39.856	1:39.493	1:39.648
	10	1:44.016									
61	Rhys BELLING (VIC)	1:50.679	1:39.757	1:39.105							
74	Campbell RUSSELL (VIC)	1:52.956	1:43.840	1:42.951	1:42.074	1:42.776	1:42.171	1:41.952			
86	Dallas SKEER (SA)	1:48.124	1:42.885	1:42.656	1:42.402	1:43.730	1:56.518	1:42.352	1:53.009	1:49.085	1:42.453
	10	1:42.252	1:41.507	1:41.840							
851	Ty LYNCH (SA)	3:44.501	1:50.124	1:42.339	1:42.082	1:42.442	1:41.299	5:01.981	1:48.087	1:40.417	1:41.096

Scott Laing
 Chief Time Keeper - Scott Laing

Tom Williams
 Clerk of Course - Tom Williams



Round 7 : Phillip Island GP Circuit : October 12 - 14

KAWASAKI AUSTRALIAN SUPERSPORT CHAMPIONSHIP

Practice 3

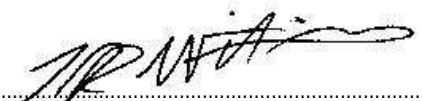
Date: 12/10/18
 Event: P15
 Weather: Sunny - Temp: 18.7C
 Track: Dry - Temp: 42.3C

Started at: 15:09:10
 Laps: 25 Min
 Starters: 21
 Printed at: 15:47

SPLIT TIMES

Lap	Split 1	Split 2	Split 3	Split 4	Lap Time	Spd	Lap	Split 1	Split 2	Split 3	Split 4	Lap Time	Spd
1 Cru HALLIDAY (NSW) (1st)							2	24.094	28.552	18.833	27.463	1:38.942	245
1	34.149	29.348	19.033	27.931	1:50.461 P		3	23.809	28.383	18.714	27.405	1:38.311	245
2	23.804	28.083	18.628	27.307	1:37.822	249	4	23.657	28.402	18.655	3:53.492	5:04.206	245
3	23.379	27.894	18.392	27.157	1:36.822	252	5	35.172	28.943	19.069	28.352	1:51.536 P	
4	23.153	27.780	18.277	27.043	1:36.253	253	6	23.642	28.762	18.704	27.843	1:38.951	245
5	23.565	30.974	21.292	1:41.484	2:57.315	257	7	23.719	28.231	18.374	27.166	1:37.490	243
6	33.297	28.778	18.761	27.605	1:48.441 P		8	23.419	28.198	18.590	27.329	1:37.536	244
7	23.420	28.210	18.921	2:22.487	3:33.038	251	9	23.623	28.279	18.585	27.235	1:37.722	244
8	36.423	29.922	18.778	27.366	1:52.489 P		10	23.679	28.233	18.613	27.545	1:38.070	244
9	23.020	27.698	18.839	27.108	1:36.665	254	11	23.685	28.162	18.535	27.422	1:37.804	244
10	22.994	27.591	18.119	26.890	1:35.594	252	12	23.668	28.357	18.722	27.274	1:38.021	244
11	22.869	29.149	24.098	27.581	1:43.697	260	22 Zac JOHNSON (VIC) (15th)						
12	23.119	27.908	18.230	27.197	1:36.454	255	1	32.737	29.962	19.105	28.110	1:49.914 P	
7 Tom TOPARIS (NSW) (3rd)							2	24.121	29.082	18.949	27.816	1:39.968	249
1	32.517	28.805	18.772	27.750	1:47.844 P		3	23.913	28.945	19.075	27.880	1:39.813	249
2	23.643	38.148	18.745	27.546	1:48.082	249	4	24.280	28.986	19.026	5:15.582	6:27.874	245
3	23.533	28.611	18.517	27.443	1:38.104	255	5					1:43.917	
4	24.534	31.744	19.107	2:37.534	3:52.919	251	6					3:05.346	
5	32.570	29.289	18.673	1:42.754	3:03.286 P		7	32.439	29.468	19.157	28.314	1:49.378 P	
6	30.357	28.707	18.568	27.606	1:45.238 P		8	24.547	28.803	19.159	28.072	1:40.581	253
7	23.506	28.275	18.381	27.198	1:37.360	250	9	24.035	28.993	18.974	27.945	1:39.947	247
8	23.387	28.581	18.503	2:27.632	3:38.103	249	10	23.936	28.869	19.188	28.412	1:40.405	244
9	31.843	29.251	20.713	27.584	1:49.391 P		11	23.954	29.064	19.255	27.853	1:40.126	245
10	23.419	28.388	18.710	27.375	1:37.892	252	27 Nic LIMINTON (SA) (8th)						
11	23.704	28.266	18.538	27.360	1:37.868	257	1	31.706	30.295	19.264	28.280	1:49.545 P	
12	23.618	28.298	18.572	27.415	1:37.903	248	2	24.171	28.976	18.908	27.868	1:39.923	244
12 Broc PEARSON (QLD) (7th)							3	23.727	30.707	18.834	27.783	1:41.051	245
1	33.630	30.047	20.048	28.153	1:51.878 P		4	23.616	28.720	18.562	27.676	1:38.574	245
2	23.825	29.105	18.973	28.080	1:39.983	251	5	23.969	29.726	20.035	5:52.906	7:06.636	245
3	23.560	42.645	19.354	27.957	1:53.516	255	6	35.342	29.971	19.334	28.529	1:53.176 P	
4	23.742	29.124	18.867	28.029	1:39.762	252	28 Brodie MALOUF (NSW) (19th)						
5	23.799	28.827	18.818	28.014	1:39.458	250	1	32.805	34.004	23.265	1:42.180	3:12.254 P	
6	31.277	50.249	20.242	29.367	2:11.135	249	2	35.161	32.475	20.275	31.024	1:58.935 P	
7	26.267	31.658	19.954	4:05.633	5:23.512	242	3	26.299	30.798	20.361	29.798	1:47.256	234
8	35.980	30.682	19.235	34.481	2:00.378 P		4	26.208	31.083	20.011	2:38.986	3:56.288	234
9	28.488	53.742	19.597	28.152	2:09.979	238	5	37.332	32.166	20.271	30.678	2:00.447 P	
10	23.729	28.630	18.791	27.739	1:38.889	251	6	26.597	30.858	20.076	29.172	1:46.703	231
11	23.561	28.749	18.597	27.623	1:38.530	251	7	25.933	30.754	20.254	30.080	1:47.021	232
12	23.682	28.570	18.567	27.644	1:38.463	251	8	26.072	30.733	20.177	29.202	1:46.184	224
20 Damon REES (BOP) (4th)							9	25.334	30.149	20.059	29.222	1:44.764	232
1	37.980	30.543	20.707	28.925	1:58.155 P								


 Chief Time Keeper - Scott Laing


 Clerk of Course - Tom Williams



Round 7 : Phillip Island GP Circuit : October 12 - 14

KAWASAKI AUSTRALIAN SUPERSPORT CHAMPIONSHIP

Practice 3

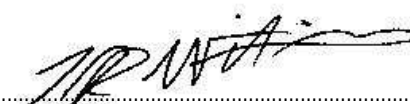
Date: 12/10/18
 Event: P15
 Weather: Sunny - Temp: 18.7C
 Track: Dry - Temp: 42.3C

Started at: 15:09:10
 Laps: 25 Min
 Starters: 21
 Printed at: 15:47

SPLIT TIMES

Lap	Split 1	Split 2	Split 3	Split 4	Lap Time	Spd	Lap	Split 1	Split 2	Split 3	Split 4	Lap Time	Spd
32 Dylan WHITESIDE (VIC) (11th)							12	23.647	41.223	19.151	27.634	1:51.655	251
1	33.990	29.467	19.220	27.930	1:50.607 P		42 Jack PASSFIELD (NSW) (9th)						
2	24.019	28.787	18.981	27.863	1:39.650	251	1	30.871	30.405	19.365	28.464	1:49.105 P	
3	24.083	28.699	18.872	27.913	1:39.567	245	2	24.620	29.617	18.977	27.973	1:41.187	247
4	23.841	28.994	18.881	31.155	1:42.871	257	3	24.234	29.237	18.842	27.924	1:40.237	248
5	24.075	28.990	19.053	27.892	1:40.010	247	4	24.007	29.295	19.096	28.034	1:40.432	249
6	24.332	29.037	18.838	27.866	1:40.073	247	5	24.113	29.159	18.841	27.882	1:39.995	245
7	24.152	28.864	18.874	27.757	1:39.647	246	6	24.765	29.739	19.158	29.053	1:42.715	245
8	23.946	28.900	18.762	27.647	1:39.255	247	7	24.011	29.688	19.307	1:57.152	3:10.158	250
9	23.935	28.818	18.685	27.724	1:39.162	247	8	32.172	30.321	19.581	28.637	1:50.711 P	
10	24.017	28.770	18.799	27.848	1:39.434	247	9	24.220	28.891	18.861	27.894	1:39.866	245
11	23.885	28.694	19.108	27.458	1:39.145	246	10	24.000	28.874	18.712	27.972	1:39.558	247
12	23.514	37.673	19.051	28.089	1:48.327	254	11	24.035	28.661	18.761	27.467	1:38.924	245
13	23.948	28.831	18.941	27.703	1:39.423	248	12	23.815	28.723	18.856	27.637	1:39.031	250
14	24.004	29.074	18.889	27.805	1:39.772	244	13	23.794	28.731	18.798	27.735	1:39.058	249
39 Scott NICHOLSON (VIC) (6th)							46 Aidan HAYES (NSW) (14th)						
1	29.334	29.123	19.121	28.109	1:45.687 P		1	31.481	29.782	19.198	28.290	1:48.751 P	
2	24.171	28.844	18.908	27.859	1:39.782	246	2	23.765	29.132	18.860	28.106	1:39.863	249
3	23.960	28.685	18.826	27.732	1:39.203	248	3	23.835	28.968	21.889	28.453	1:43.145	252
4	23.951	28.718	18.775	27.825	1:39.269	247	4	23.768	29.172	19.298	28.309	1:40.547	252
5	24.071	28.691	18.922	27.763	1:39.447	248	5	24.027	30.068	19.086	28.463	1:41.644	252
6	23.933	28.631	18.879	27.794	1:39.237	248	6	24.019	28.935	18.961	28.691	1:40.606	249
7	23.832	28.579	18.714	27.865	1:38.990	247	7	24.079	29.006	18.903	28.269	1:40.257	245
8	23.920	28.615	18.874	27.776	1:39.185	247	8	24.005	28.967	19.170	28.129	1:40.271	248
9	24.347	3:30.809			3:55.156	247	9	23.848	28.876	18.789	28.204	1:39.717	249
10	30.959	29.278	20.686	27.832	1:48.755 P		10	23.939	31.642	19.217	28.290	1:43.088	248
11	23.718	28.670	18.703	27.541	1:38.632	248	11	23.974	28.820	18.991	28.394	1:40.179	247
12	23.721	28.577	18.983	27.704	1:38.985	249	12	24.368	28.938	19.173	28.474	1:40.953	253
13	23.821	28.566	18.748	27.437	1:38.572	249	13	24.031	28.918	19.143	28.235	1:40.327	249
14	23.689	28.451	18.685	27.380	1:38.205	251	47 Giuseppe SCARCELLA (NSW) (12th)						
1	31.527	28.673	18.608	27.452	1:46.260 P		1	33.159	31.227	19.245	28.342	1:51.973 P	
2	23.614	30.531	21.974	27.941	1:44.060	251	2	24.333	29.314	19.073	28.218	1:40.938	244
3	23.612	41.306	18.904	27.641	1:51.463	252	3	24.255	29.835	19.258	27.944	1:41.292	245
4	23.550	28.313	18.649	27.630	1:38.142	252	4	24.150	29.086	19.441	2:37.396	3:50.073	247
5	23.570	28.328	18.683	27.509	1:38.090	251	5	35.207	29.842	19.289	28.246	1:52.584 P	
6	23.607	28.139	18.509	27.525	1:37.780	252	6	24.437	29.257	18.930	28.022	1:40.646	244
7	24.279	3:23.298			3:47.577	251	7	24.252	33.533	24.192	2:26.679	3:48.656	244
8	30.406	28.924	18.956	27.710	1:45.996 P		8	38.624	29.819	19.326	27.963	1:55.732 P	
9	23.628	28.322	18.589	27.227	1:37.766	251	9	23.960	39.523	19.289	28.064	1:50.836	244
10	23.418	28.298	18.690	27.462	1:37.868	259	10	23.920	28.665	19.604	28.198	1:40.387	243
11	23.517	28.363	18.685	27.346	1:37.911	250	11	23.931	28.863	18.731	27.916	1:39.441	243


 Chief Time Keeper - Scott Laing


 Clerk of Course - Tom Williams





ASBK.COM.AU f t i y

Round 7 : Phillip Island GP Circuit : October 12 - 14

KAWASAKI AUSTRALIAN SUPERSPORT CHAMPIONSHIP

Practice 3

Date: 12/10/18
 Event: P15
 Weather: Sunny - Temp: 18.7C
 Track: Dry - Temp: 42.3C

Started at: 15:09:10
 Laps: 25 Min
 Starters: 21
 Printed at: 15:47

SPLIT TIMES

Lap	Split 1	Split 2	Split 3	Split 4	Lap Time	Spd	Lap	Split 1	Split 2	Split 3	Split 4	Lap Time	Spd
12	23.985	28.737	18.774	28.076	1:39.572	244	1	32.770	31.462	19.737	28.987	1:52.956 P	
50 Callum SPRIGGS (QLD) (2nd)							2	24.977	30.389	19.522	28.952	1:43.840	246
1	29.812	29.278	18.652	27.338	1:45.080 P		3	24.538	30.043	19.681	28.689	1:42.951	244
2	23.520	28.161	18.367	27.382	1:37.430	247	4	24.296	29.864	19.401	28.513	1:42.074	248
3	23.468	27.883	18.447	27.466	1:37.264	247	5	24.592	30.173	19.373	28.638	1:42.776	251
4	23.411	27.949	18.416	27.173	1:36.949	245	6	24.798	29.647	19.234	28.492	1:42.171	244
5	23.560	47.618	18.880	27.279	1:57.337	247	7	24.625	29.564	19.265	28.498	1:41.952	245
6	23.613	28.266	18.441	27.384	1:37.704	252	86 Dallas SKEER (SA) (17th)						
7	24.473	29.288	18.686	1:57.729	3:10.176	249	1	29.640	29.818	19.686	28.980	1:48.124 P	
8	32.126	28.975	18.873	27.748	1:47.722 P		2	24.992	29.719	19.366	28.808	1:42.885	248
9	23.596	28.201	18.409	27.602	1:37.808	244	3	24.666	29.923	19.393	28.674	1:42.656	249
10	24.074	28.818	18.929	27.647	1:39.468	243	4	24.700	29.527	19.379	28.796	1:42.402	250
11	23.988	28.464	18.513	27.403	1:38.368	243	5	24.762	29.832	19.498	29.638	1:43.730	249
12	23.609	28.066	18.443	27.439	1:37.557	243	6	24.654	43.657	19.480	28.727	1:56.518	249
13	23.706	28.052	18.413	27.387	1:37.558	242	7	24.861	29.487	19.360	28.644	1:42.352	250
14	23.791	28.339	18.625	27.647	1:38.402	241	8	24.544	38.579	19.867	30.019	1:53.009	249
52 Ryan TAYLOR (VIC) (13th)							9	26.586	30.569	21.382	30.548	1:49.085	247
1	33.801	29.892	19.329	28.110	1:51.132 P		10	24.690	29.758	19.348	28.657	1:42.453	252
2	24.531	29.128	19.156	27.918	1:40.733	247	11	25.027	29.517	19.276	28.432	1:42.252	249
3	24.373	28.989	19.146	27.957	1:40.465	247	12	24.562	29.507	19.222	28.216	1:41.507	252
4	24.251	28.672	19.058	27.840	1:39.821	247	13	24.361	29.401	19.417	28.661	1:41.840	252
5	24.161	28.754	19.194	27.963	1:40.072	249	851 Ty LYNCH (SA) (16th)						
6	24.259	28.945	18.891	27.892	1:39.987	248	1	35.999	30.153	19.545	2:18.804	3:44.501 P	
7	24.603	29.260	19.108	27.999	1:40.970	247	2	32.202	29.736	19.580	28.606	1:50.124 P	
8	24.220	28.798	18.941	27.897	1:39.856	247	3	24.762	29.632	19.297	28.648	1:42.339	245
9	24.072	28.531	18.973	27.917	1:39.493	248	4	24.530	29.680	19.325	28.547	1:42.082	243
10	24.079	28.577	18.988	28.004	1:39.648	247	5	24.658	29.738	19.386	28.660	1:42.442	243
11	24.486	32.432	19.221	27.877	1:44.016	247	6	24.700	29.152	19.083	28.364	1:41.299	239
61 Rhys BELLING (VIC) (10th)							7	24.328	29.793	19.611	3:48.249	5:01.981	247
1	34.272	29.492	19.266	27.649	1:50.679 P		8	31.237	29.488	19.166	28.196	1:48.087 P	
2	24.220	28.816	18.944	27.777	1:39.757	247	9	24.152	29.159	19.164	27.942	1:40.417	247
3	23.634	28.475	19.021	27.975	1:39.105	253	10	24.032	29.562	19.205	28.297	1:41.096	248
74 Campbell RUSSELL (VIC) (18th)													

Scott Laing
 Chief Time Keeper - Scott Laing

Tom Williams
 Clerk of Course - Tom Williams





ASBK.COM.AU f t i y

Round 7 : Phillip Island GP Circuit : October 12 - 14

KAWASAKI AUSTRALIAN SUPERSPORT CHAMPIONSHIP

Practice 3

Date: 12/10/18
 Event: P15
 Weather: Sunny - Temp: 18.7C
 Track: Dry - Temp: 42.3C

Started at: 15:09:10
 Laps: 25 Min
 Starters: 21
 Printed at: 15:47

FASTEST LAPS SEQUENCE

Race Time	No	Name	Machine	Fastest Lap	On Lap
2:11.555	39	Scott NICHOLSON (VIC)	Suzuki GSX-R	1:45.687	1
2:32.533	50	Callum SPRIGGS (QLD)	Yamaha YZF-R6	1:45.080	1
3:51.337	39	Scott NICHOLSON (VIC)	Suzuki GSX-R	1:39.782	2
4:09.963	50	Callum SPRIGGS (QLD)	Yamaha YZF-R6	1:37.430	2
5:47.227	50	Callum SPRIGGS (QLD)	Yamaha YZF-R6	1:37.264	3
6:39.123	1	Cru HALLIDAY (NSW)	Yamaha YZF-R6	1:36.822	3
8:15.376	1	Cru HALLIDAY (NSW)	Yamaha YZF-R6	1:36.253	4
21:38.918	1	Cru HALLIDAY (NSW)	Yamaha YZF-R6	1:35.594	10

Chief Time Keeper - Scott Laing

Clerk of Course - Tom Williams





ASBK.COM.AU f t i y

Round 7 : Phillip Island GP Circuit : October 12 - 14

KAWASAKI AUSTRALIAN SUPERSPORT CHAMPIONSHIP

Practice 3

Date: 12/10/18
 Event: P15
 Weather: Sunny - Temp: 18.7C
 Track: Dry - Temp: 42.3C

Started at: 15:09:10
 Laps: 25 Min
 Starters: 21
 Printed at: 15:47

BEST PARTIAL TIMES

Pos	Split 1		Split 2		Split 3		Split 4		LAP		Ideal	Fastest
	Name	Time	Name	Time	Name	Time	Name	Time	Name			
1	C. HALLIDAY	22.869	C. HALLIDAY	27.591	C. HALLIDAY	18.119	C. HALLIDAY	26.890	C. HALLIDAY	1:35.469	1:35.594	
2	T. TOPARIS	23.387	C. SPRIGGS	27.883	C. SPRIGGS	18.367	D. REES	27.166	C. SPRIGGS	1:36.834	1:36.949	
3	C. SPRIGGS	23.411	M. CROKER	28.139	D. REES	18.374	C. SPRIGGS	27.173	D. REES	1:37.121	1:37.490	
4	M. CROKER	23.418	D. REES	28.162	T. TOPARIS	18.381	T. TOPARIS	27.198	T. TOPARIS	1:37.232	1:37.360	
5	D. REES	23.419	T. TOPARIS	28.266	M. CROKER	18.509	M. CROKER	27.227	M. CROKER	1:37.293	1:37.766	
6	D. WHITESIDE	23.514	S. NICHOLSO	28.451	N. LIMINTON	18.562	S. NICHOLSO	27.380	S. NICHOLSO	1:38.205	1:38.205	
7	B. PEARSON	23.560	R. BELLING	28.475	B. PEARSON	18.567	D. WHITESIDE	27.458	B. PEARSON	1:38.320	1:38.463	
8	N. LIMINTON	23.616	R. TAYLOR	28.531	S. NICHOLSO	18.685	J. PASSFIELD	27.467	D. WHITESIDE	1:38.351	1:39.145	
9	R. BELLING	23.634	B. PEARSON	28.570	D. WHITESIDE	18.685	B. PEARSON	27.623	N. LIMINTON	1:38.574	1:38.574	
10	S. NICHOLSO	23.689	J. PASSFIELD	28.661	J. PASSFIELD	18.712	R. BELLING	27.649	R. BELLING	1:38.579	1:39.105	
11	A. HAYES	23.765	G. SCARCELL	28.665	G. SCARCELL	18.731	N. LIMINTON	27.676	J. PASSFIELD	1:38.634	1:38.924	
12	J. PASSFIELD	23.794	D. WHITESIDE	28.694	A. HAYES	18.789	Z. JOHNSON	27.816	G. SCARCELL	1:39.232	1:39.441	
13	Z. JOHNSON	23.913	N. LIMINTON	28.720	R. BELLING	18.821	R. TAYLOR	27.840	R. TAYLOR	1:39.334	1:39.493	
14	G. SCARCELL	23.920	Z. JOHNSON	28.803	R. TAYLOR	18.891	G. SCARCELL	27.916	A. HAYES	1:39.480	1:39.717	
15	T. LYNCH	24.032	A. HAYES	28.820	Z. JOHNSON	18.949	T. LYNCH	27.942	Z. JOHNSON	1:39.481	1:39.813	
16	R. TAYLOR	24.072	T. LYNCH	29.152	T. LYNCH	19.083	A. HAYES	28.106	T. LYNCH	1:40.209	1:40.417	
17	C. RUSSELL	24.296	D. SKEER	29.401	D. SKEER	19.222	D. SKEER	28.216	D. SKEER	1:41.200	1:41.507	
18	D. SKEER	24.361	C. RUSSELL	29.564	C. RUSSELL	19.234	C. RUSSELL	28.492	C. RUSSELL	1:41.586	1:41.952	
19	B. MALOUF	24.678	B. MALOUF	30.149	B. MALOUF	20.011	B. MALOUF	29.172	B. MALOUF	1:44.010	1:44.764	

Scott Laing

Chief Time Keeper - Scott Laing

Tom Williams

Clerk of Course - Tom Williams



www.computime.com.au
 COMPUTIME RACE TIMING SYSTEMS PTY LTD





ASBK.COM.AU f t i y

Round 7 : Phillip Island GP Circuit : October 12 - 14

KAWASAKI AUSTRALIAN SUPERSPORT CHAMPIONSHIP

Combined Practices

MERGED CLASSIFICATION

Date: 12/10/18

Printed at: 15:47

Pos	No	Name	Machine	Event P03	Event P09	Event P15	Fastest Lap
1	1	Cru HALLIDAY (NSW) / Yamaha Racing Team	Yamaha YZF-R6	1:36.923	1:35.598	1:35.594	1:35.594
2	7	Tom TOPARIS (NSW) / Cube Racing / Leda Nutrition / Australian Outdoor Living / Motul / Pirelli	Kawasaki ZX-6R	1:37.783	1:36.320	1:37.360	1:36.320
3	50	Callum SPRIGGS (QLD)	Yamaha YZF-R6	1:37.710	1:36.733	1:36.949	1:36.733
4	41	Max CROKER (NSW) / Mat Mladin Mladin Racing / Suzuki Aust. / AGV Sport / Nolan / Motorex Aust.	Suzuki GSX-R	1:37.347	1:37.421	1:37.766	1:37.347
5	20	Damon REES (BOP) / Carl Cox M-sport / Mondiale Freight / Tony Rees M-cycles / Signedge / Pirelli / HJC	Honda CBR	1:39.009	1:37.578	1:37.490	1:37.490
6	27	Nic LIMINTON (SA) / YRD / YRT / Arai / Speed Angle / Ricondi / Barossa Signs / RBS	Yamaha YZF-R6	1:37.934	1:38.038	1:38.574	1:37.934
7	39	Scott NICHOLSON (VIC) / NextGen Motorsports / G. Williams Engineering	Suzuki GSX-R	1:38.128	1:38.264	1:38.205	1:38.128
8	32	Dylan WHITESIDE (VIC) / YRD / Geelong Motorcycle Service Centre / The Grinning Dingo / Axle Armour	Yamaha YZF-R6	1:41.337	1:38.442	1:39.145	1:38.442
9	12	Broc PEARSON (QLD) / 1800 Approved Cairns / Yamaha Australia / Motul	Yamaha YZF-R6	1:39.764	1:39.078	1:38.463	1:38.463
10	52	Ryan TAYLOR (VIC) / Arden Homes / Pablo's M-cycle Tyres / YRD / RTR	Yamaha YZF-R6	1:39.392	1:38.773	1:39.493	1:38.773
11	42	Jack PASSFIELD (NSW) / Stay Upright Rider Training / GASD Suspension / Dmoto / Pirelli / KYT Hemets	Yamaha YZF-R6	1:40.128	1:38.789	1:38.924	1:38.789
12	47	Giuseppe SCARCELLA (NSW) / Kawasaki BCperformance / Kawasaki Motors Aust. / Landscapesupplies.com.au	Kawasaki ZX-6R	1:40.996	1:38.927	1:39.441	1:38.927
13	22	Zac JOHNSON (VIC) / Rebuilder / Ausfleet / Savy Civil / Navarone Accident & Vehicle Repair Centre	Yamaha YZF-R6	1:41.379	1:39.071	1:39.813	1:39.071
14	61	Rhys BELLING (VIC) / LXI Racing / YRD / Yamaha / The Grinning Dingo	Yamaha YZF-R6	1:40.470	1:39.505	1:39.105	1:39.105
15	46	Aidan HAYES (NSW) / Hayes Johnston PL / YRD / West Sliders / Underground Designs / Gee Tee M-cycles	Yamaha YZF-R6	1:40.414	1:39.871	1:39.717	1:39.717
16	851	Ty LYNCH (SA) / Adelaide M-cycle Recovery / Aust. Outdoor Living / A-Plus Diesel/ Neville Lush Racing	Yamaha YZF-R6	1:40.878	1:40.802	1:40.417	1:40.417
17	74	Campbell RUSSELL (VIC) / Motul / Pirelli / YRD	Yamaha YZF-R6	1:41.389	1:40.891	1:41.952	1:40.891
18	131	John QUINN (VIC) / SC Project Oceania	Triumph Daytona	1:42.792	1:41.187		1:41.187
19	86	Dallas SKEER (SA) / Barry Francis M-c / Ron Angel Classic Racing / Penrite Oils / Suspensions R Us / Suzuki Aust.	Suzuki GSX-R	1:43.287	1:42.433	1:41.507	1:41.507
20	18	Marc WILSON (VIC) / Phillip Island Off-Track Accommodation	Kawasaki ZX-6R	1:41.675	1:44.271		1:41.675
21	28	Brodie MALOUF (NSW) / A & G Constructions	Triumph Daytona	1:46.285	1:44.419	1:44.764	1:44.419

Chief Time Keeper - Scott Laing

Clerk of Course - Tom Williams



www.computime.com.au
COMPUTIME RACE TIMING SYSTEMS PTY LTD

