



ASBK.COM.AU f t i y

Round 7 : Phillip Island GP Circuit : October 12 - 14

KAWASAKI AUSTRALIAN SUPERSPORT CHAMPIONSHIP

Race 2

Date: 14/10/18
 Event: R11
 Weather: Partly cloudy - Temp: 25.4C
 Track: Dry - Temp: 45.2C

Started at: 13:46:51
 Laps: 10
 Starters: 21
 Printed at: 14:06

PROVISIONAL CLASSIFICATION

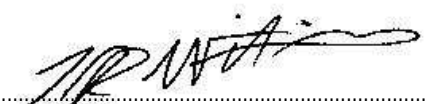
Pos	No	Name	Machine	Laps	Race Time	Behind	Fastest Lap	On Lap	Top Speed
1	7	Tom TOPARIS (NSW) / Cube Racing / Leda Nutrition / Australian Outdoor Living / Motul / Pirelli	Kawasaki ZX-6R	10	16:12.246		1:36.289	2	265
2	41	Max CROKER (NSW) / Mat Mladin Mladin Racing / Suzuki Aust. / AGV Sport / Nolan / Motorex Aust.	Suzuki GSX-R	10	16:15.966	3.720	1:36.124	2	268
3	20	Damon REES (BOP) / Carl Cox M-sport / Mondiale Freight / Tony Rees M-cycles / Signedge / Pirelli / HJC	Honda CBR	10	16:16.022	3.776	1:36.667	7	268
4	27	Nic LIMINTON (SA) / YRD / YRT / Arai / Speed Angle / Ricondi / Barossa Signs / RBS	Yamaha YZF-R6	10	16:22.225	9.979	1:36.920	5	268
5	39	Scott NICHOLSON (VIC) / NextGen Motorsports / G. Williams Engineering	Suzuki GSX-R	10	16:22.346	10.100	1:36.904	5	267
6	50	Callum SPRIGGS (QLD)	Yamaha YZF-R6	10	16:22.594	10.348	1:36.803	2	267
7	47	Giuseppe SCARCELLA (NSW) / Kawasaki BCperformance / Kawasaki Motors Aust. / Landscapesupplies.com.au	Kawasaki ZX-6R	10	16:26.701	14.455	1:37.482	2	267
8	12	Broc PEARSON (QLD) / 1800 Approved Cairns / Yamaha Australia / Motul	Yamaha YZF-R6	10	16:26.730	14.484	1:37.014	2	265
9	22	Zac JOHNSON (VIC) / Rebuilder / Ausfleet / Savy Civil / Navarone Accident & Vehicle Repair Centre	Yamaha YZF-R6	10	16:29.039	16.793	1:37.308	2	265
10	52	Ryan TAYLOR (VIC) / Arden Homes / Pablo's M-cycle Tyres / YRD / RTR	Yamaha YZF-R6	10	16:30.546	18.300	1:37.557	2	266
11	42	Jack PASSFIELD (NSW) / Stay Upright Rider Training / GASD Suspension / Dmoto / Pirelli / KYT Hemets	Yamaha YZF-R6	10	16:30.612	18.366	1:36.485	2	270
12	46	Aidan HAYES (NSW) / Hayes Johnston PL / YRD / West Sliders / Underground Designs / Gee Tee M-cycles	Yamaha YZF-R6	10	16:37.070	24.824	1:38.183	2	267
13	32	Dylan WHITESIDE (VIC) / YRD / Geelong Motorcycle Service Centre / The Grinning Dingo / Axle Armour	Yamaha YZF-R6	10	16:39.133	26.887	1:38.032	10	268
14	61	Rhys BELLING (VIC) / LXI Racing / YRD / Yamaha / The Grinning Dingo	Yamaha YZF-R6	10	16:40.375	28.129	1:38.357	2	264
15	851	Ty LYNCH (SA) / Adelaide M-cycle Recovery / Aust. Outdoor Living / A-Plus Diesel/ Neville Lush Racing	Yamaha YZF-R6	10	16:50.489	38.243	1:39.570	2	260
16	86	Dallas SKEER (SA) / Barry Francis M-c / Ron Angel Classic Racing / Penrite Oils / Suspensions R Us / Suzuki Aust.	Suzuki GSX-R	10	16:50.678	38.432	1:39.783	2	262
17	74	Campbell RUSSELL (VIC) / Motul / Pirelli / YRD	Yamaha YZF-R6	10	16:56.077	43.831	1:40.350	2	262
18	131	John QUINN (VIC) / SC Project Oceania	Triumph Daytona	10	17:00.545	48.299	1:40.407	3	267
19	18	Marc WILSON (VIC) / Phillip Island Off-Track Accommodation	Kawasaki ZX-6R	10	17:06.214	53.968	1:41.183	2	257
DNF	28	Brodie MALOUF (NSW) / A & G Constructions	Triumph Daytona	4	6:58.901	6 Laps	1:41.762	4	254
DNF	1	Cru HALLIDAY (NSW) / Yamaha Racing Team	Yamaha YZF-R6	2	3:19.079	8 Laps	1:36.114	2	262

Fastest Lap was 1:36.114 by Cru HALLIDAY (NSW)

Current race lap record for SS class - 1:35.200 by Bryan STARING (VIC) on a Yamaha YZF R6 set on 17/10/09

The results are provisional until the end of the time limit for protests and appeals.


 Chief Time Keeper - Scott Laing


 Clerk of Course - Tom Williams



www.computime.com.au
 COMPUTIME RACE TIMING SYSTEMS PTY LTD





ASBK.COM.AU f t i y

Round 7 : Phillip Island GP Circuit : October 12 - 14

KAWASAKI AUSTRALIAN SUPERSPORT CHAMPIONSHIP

Race 2

Date: 14/10/18
 Event: R11
 Weather: Partly cloudy - Temp: 25.4C
 Track: Dry - Temp: 45.2C

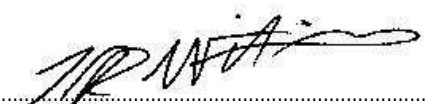
Started at: 13:46:51
 Laps: 10
 Starters: 21
 Printed at: 14:06

PROVISIONAL LAP TIMES

No	Name	Lap 1	Lap 2	Lap 3	Lap 4	Lap 5	Lap 6	Lap 7	Lap 8	Lap 9	Lap 10
1	Cru HALLIDAY (NSW)	1:42.965	1:36.114								
7	Tom TOPARIS (NSW)	1:42.962	1:36.289	1:36.596	1:36.354	1:36.405	1:36.643	1:36.484	1:36.664	1:36.696	1:37.153
12	Broc PEARSON (QLD)	1:44.792	1:37.014	1:38.648	1:37.546	1:37.878	1:37.940	1:38.593	1:38.203	1:38.229	1:37.887
18	Marc WILSON (VIC)	1:49.107	1:41.183	1:41.198	1:41.741	1:41.889	1:41.773	1:42.248	1:42.298	1:42.306	1:42.471
20	Damon REES (BOP)	1:43.613	1:37.013	1:37.387	1:37.096	1:36.672	1:36.814	1:36.667	1:37.248	1:36.792	1:36.720
22	Zac JOHNSON (VIC)	1:44.804	1:37.308	1:38.537	1:37.769	1:38.092	1:37.755	1:39.165	1:38.848	1:38.382	1:38.379
27	Nic LIMINTON (SA)	1:43.915	1:37.064	1:38.374	1:37.411	1:36.920	1:37.692	1:37.870	1:38.012	1:37.320	1:37.647
28	Brodie MALOUF (NSW)	1:51.685	1:42.418	1:43.036	1:41.762						
32	Dylan WHITESIDE (VIC)	1:46.506	1:44.953	1:38.744	1:38.526	1:38.634	1:38.830	1:38.376	1:38.477	1:38.055	1:38.032
39	Scott NICHOLSON (VIC)	1:44.215	1:36.950	1:38.722	1:37.432	1:36.904	1:37.351	1:37.496	1:38.105	1:37.795	1:37.376
41	Max CROKER (NSW)	1:43.348	1:36.124	1:36.577	1:36.872	1:36.757	1:37.020	1:37.177	1:37.404	1:37.387	1:37.300
42	Jack PASSFIELD (NSW)	1:43.638	1:36.485	1:39.032	1:37.541	1:37.013	1:38.335	1:37.359	1:37.922	1:37.414	1:45.873
46	Aidan HAYES (NSW)	1:46.437	1:38.183	1:39.198	1:39.757	1:38.925	1:38.809	1:38.878	1:38.808	1:39.034	1:39.041
47	Giuseppe SCARCELLA (NSW)	1:45.500	1:37.482	1:37.765	1:37.872	1:37.616	1:37.630	1:38.409	1:38.619	1:37.935	1:37.873
50	Callum SPRIGGS (QLD)	1:43.396	1:36.803	1:39.408	1:37.562	1:36.839	1:37.368	1:37.664	1:38.137	1:38.114	1:37.303
52	Ryan TAYLOR (VIC)	1:45.353	1:37.557	1:38.298	1:38.133	1:37.880	1:38.070	1:38.221	1:39.122	1:38.966	1:38.946
61	Rhys BELLING (VIC)	1:46.473	1:38.357	1:39.269	1:39.542	1:38.905	1:38.810	1:39.079	1:40.735	1:39.992	1:39.213
74	Campbell RUSSELL (VIC)	1:48.418	1:40.350	1:41.195	1:40.471	1:41.370	1:41.142	1:40.466	1:40.924	1:41.044	1:40.697
86	Dallas SKEER (SA)	1:47.665	1:39.783	1:39.884	1:40.253	1:40.304	1:40.085	1:40.698	1:40.547	1:40.852	1:40.607
131	John QUINN (VIC)	1:47.704	1:41.157	1:40.407	1:40.936	1:41.236	1:40.794	1:41.110	1:41.494	1:42.753	1:42.954
851	Ty LYNCH (SA)	1:47.450	1:39.570	1:39.945	1:40.065	1:40.342	1:40.234	1:40.546	1:40.340	1:41.133	1:40.864

The results are provisional until the end of the time limit for protests and appeals.


 Chief Time Keeper - Scott Laing


 Clerk of Course - Tom Williams



www.computime.com.au
 COMPUTIME RACE TIMING SYSTEMS PTY LTD



Round 7 : Phillip Island GP Circuit : October 12 - 14

KAWASAKI AUSTRALIAN SUPERSPORT CHAMPIONSHIP

Race 2

Date: 14/10/18
Event: R11
Weather: Partly cloudy - Temp: 25.4C
Track: Dry - Temp: 45.2C

Started at: 13:46:51
Laps: 10
Starters: 21
Printed at: 14:06

PROVISIONAL SPLIT TIMES

Lap	Split 1	Split 2	Split 3	Split 4	Lap Time	Spd	Lap	Split 1	Split 2	Split 3	Split 4	Lap Time	Spd
1 Cru HALLIDAY (NSW) (DNF)							20 Damon REES (BOP) (3rd)						
1	29.163	28.343	18.529	26.930	1:42.965	197	1	29.367	28.469	18.506	27.271	1:43.613	195
2	22.936	28.087	18.263	26.828	1:36.114	262	2	23.273	28.326	18.448	26.966	1:37.013	268
							3	23.093	28.543	18.924	26.827	1:37.387	263
							4	23.230	28.407	18.522	26.937	1:37.096	255
7 Tom TOPARIS (NSW) (1st)							22 Zac JOHNSON (VIC) (9th)						
1	28.968	28.313	18.578	27.103	1:42.962	197	5	23.185	28.186	18.415	26.886	1:36.672	255
2	23.139	28.071	18.288	26.791	1:36.289	259	6	23.182	28.170	18.567	26.895	1:36.814	254
3	23.053	28.078	18.481	26.984	1:36.596	265	7	23.185	28.059	18.461	26.962	1:36.667	253
4	22.984	28.218	18.331	26.821	1:36.354	258	8	23.266	28.132	18.460	27.390	1:37.248	253
5	23.020	28.194	18.306	26.885	1:36.405	257	9	23.232	28.142	18.489	26.929	1:36.792	252
6	23.011	28.298	18.353	26.981	1:36.643	257	10	23.070	27.965	18.530	27.155	1:36.720	257
7	22.987	28.185	18.288	27.024	1:36.484	255	27 Nic LIMINTON (SA) (4th)						
8	23.113	28.178	18.430	26.943	1:36.664	255	1	29.718	28.837	18.485	26.875	1:43.915	200
9	23.180	28.139	18.456	26.921	1:36.696	255	2	23.187	28.486	18.343	27.048	1:37.064	268
10	23.217	28.287	18.489	27.160	1:37.153	258	3	23.144	28.901	19.182	27.147	1:38.374	265
12 Broc PEARSON (QLD) (8th)							28 Brodie MALOUF (NSW) (DNF)						
1	30.311	28.816	18.390	27.275	1:44.792	203	1	33.299	30.294	19.731	28.361	1:51.685	203
2	23.115	28.473	18.398	27.028	1:37.014	265	2	24.852	29.720	19.478	28.368	1:42.418	254
3	23.181	29.121	19.062	27.284	1:38.648	265	3	24.426	29.967	20.394	28.249	1:43.036	252
4	23.216	28.571	18.468	27.291	1:37.546	265	18 Marc WILSON (VIC) (19th)						
5	23.269	28.945	18.440	27.224	1:37.878	263	1	31.681	29.808	19.094	28.524	1:49.107	208
6	23.279	28.671	18.557	27.433	1:37.940	260	2	24.289	29.381	19.334	28.179	1:41.183	257
7	23.498	28.871	18.784	27.440	1:38.593	257	3	24.081	29.488	19.261	28.368	1:41.198	257
8	23.506	28.611	18.717	27.369	1:38.203	262	4	24.397	29.576	19.259	28.509	1:41.741	256
9	23.299	28.743	18.676	27.511	1:38.229	258	5	24.342	29.650	19.431	28.466	1:41.889	252
10	23.597	28.531	18.485	27.274	1:37.887	254	6	24.214	29.676	19.333	28.550	1:41.773	253
							7	24.573	29.724	19.401	28.550	1:42.248	251
							8	24.579	29.690	19.458	28.571	1:42.298	250
							9	24.455	29.672	19.537	28.642	1:42.306	251
							10	24.641	29.674	19.494	28.662	1:42.471	252

Chief Time Keeper - Scott Laing

Clerk of Course - Tom Williams





ASBK.COM.AU f t i y

Round 7 : Phillip Island GP Circuit : October 12 - 14

KAWASAKI AUSTRALIAN SUPERSPORT CHAMPIONSHIP

Race 2

Date: 14/10/18
 Event: R11
 Weather: Partly cloudy - Temp: 25.4C
 Track: Dry - Temp: 45.2C

Started at: 13:46:51
 Laps: 10
 Starters: 21
 Printed at: 14:06

PROVISIONAL SPLIT TIMES

Lap	Split 1	Split 2	Split 3	Split 4	Lap Time	Spd	Lap	Split 1	Split 2	Split 3	Split 4	Lap Time	Spd
4	24.530	29.431	19.573	28.228	1:41.762	252	2	22.895	28.277	18.471	26.842	1:36.485	270
32 Dylan WHITESIDE (VIC) (13th)							3	23.342	29.362	19.271	27.057	1:39.032	265
1	30.942	29.335	18.557	27.672	1:46.506	206	4	23.358	28.558	18.529	27.096	1:37.541	262
2	30.515	28.594	18.697	27.147	1:44.953	265	5	23.451	28.406	18.381	26.775	1:37.013	257
3	23.425	29.192	18.986	27.141	1:38.744	262	6	23.396	29.322	18.529	27.088	1:38.335	259
4	23.576	28.967	18.729	27.254	1:38.526	268	7	23.215	28.636	18.395	27.113	1:37.359	265
5	23.421	28.872	18.885	27.456	1:38.634	260	8	23.482	28.539	18.653	27.248	1:37.922	265
6	23.637	28.943	18.764	27.486	1:38.830	258	9	23.306	28.764	18.417	26.927	1:37.414	266
7	23.757	28.466	18.757	27.396	1:38.376	256	10	23.449	36.268	18.667	27.489	1:45.873	265
8	23.835	28.546	18.767	27.329	1:38.477	254	46 Aidan HAYES (NSW) (12th)						
9	23.516	28.364	18.734	27.441	1:38.055	258	1	30.933	29.141	18.671	27.692	1:46.437	203
10	23.548	28.475	18.654	27.355	1:38.032	259	2	23.424	28.550	18.712	27.497	1:38.183	267
39 Scott NICHOLSON (VIC) (5th)							3	23.626	28.739	18.918	27.915	1:39.198	262
1	29.961	28.867	18.513	26.874	1:44.215	203	4	24.093	28.808	19.030	27.826	1:39.757	260
2	23.388	28.349	18.295	26.918	1:36.950	267	5	23.809	28.599	18.897	27.620	1:38.925	257
3	23.315	29.094	19.457	26.856	1:38.722	267	6	23.628	28.650	18.815	27.716	1:38.809	259
4	23.259	28.536	18.608	27.029	1:37.432	267	7	23.522	28.471	19.044	27.841	1:38.878	258
5	23.379	28.260	18.557	26.708	1:36.904	265	8	23.682	28.541	18.851	27.734	1:38.808	254
6	23.391	28.618	18.491	26.851	1:37.351	267	9	23.674	28.734	18.964	27.662	1:39.034	256
7	23.384	28.436	18.465	27.211	1:37.496	263	10	23.649	28.569	18.999	27.824	1:39.041	257
8	23.576	28.421	18.655	27.453	1:38.105	257	47 Giuseppe SCARCELLA (NSW) (7th)						
9	23.778	28.648	18.494	26.875	1:37.795	250	1	30.425	29.285	18.843	26.947	1:45.500	207
10	23.442	28.388	18.439	27.107	1:37.376	262	2	23.317	28.497	18.637	27.031	1:37.482	267
41 Max CROKER (NSW) (2nd)							3	23.131	28.422	19.104	27.108	1:37.765	265
1	28.724	28.492	18.755	27.377	1:43.348	203	4	23.367	28.799	18.581	27.125	1:37.872	267
2	22.876	28.168	18.333	26.747	1:36.124	266	5	23.377	28.578	18.414	27.247	1:37.616	267
3	23.004	28.071	18.476	27.026	1:36.577	268	6	23.281	28.619	18.485	27.245	1:37.630	263
4	22.943	28.289	18.594	27.046	1:36.872	265	7	23.316	28.777	18.881	27.435	1:38.409	264
5	23.022	28.211	18.326	27.198	1:36.757	262	8	23.729	28.794	18.656	27.440	1:38.619	258
6	23.138	28.123	18.554	27.205	1:37.020	262	9	23.165	29.029	18.503	27.238	1:37.935	264
7	23.244	28.169	18.493	27.271	1:37.177	260	10	23.398	28.496	18.576	27.403	1:37.873	259
8	23.238	28.270	18.558	27.338	1:37.404	259	50 Callum SPRIGGS (QLD) (6th)						
9	23.190	28.259	18.612	27.326	1:37.387	259	1	29.462	28.500	18.426	27.008	1:43.396	199
10	23.159	28.314	18.599	27.228	1:37.300	260	2	23.305	28.281	18.470	26.747	1:36.803	261
42 Jack PASSFIELD (NSW) (11th)							3	23.021	28.850	20.623	26.914	1:39.408	267
1	29.623	28.714	18.537	26.764	1:43.638	202	4	23.219	28.635	18.467	27.241	1:37.562	265
							5	23.228	28.378	18.406	26.827	1:36.839	262

Scott Laing
 Chief Time Keeper - Scott Laing

Tom Williams
 Clerk of Course - Tom Williams



Round 7 : Phillip Island GP Circuit : October 12 - 14

KAWASAKI AUSTRALIAN SUPERSPORT CHAMPIONSHIP

Race 2

Date: 14/10/18
 Event: R11
 Weather: Partly cloudy - Temp: 25.4C
 Track: Dry - Temp: 45.2C

Started at: 13:46:51
 Laps: 10
 Starters: 21
 Printed at: 14:06

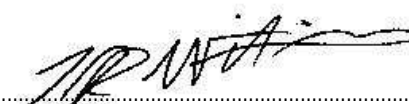
PROVISIONAL SPLIT TIMES

Lap	Split 1	Split 2	Split 3	Split 4	Lap Time	Spd	Lap	Split 1	Split 2	Split 3	Split 4	Lap Time	Spd
6	23.370	28.576	18.409	27.013	1:37.368	263	10	24.120	29.357	19.102	28.118	1:40.697	253
7	23.314	28.341	18.510	27.499	1:37.664	255							
8	23.764	28.389	18.695	27.289	1:38.137	251							
9	23.911	28.670	18.475	27.058	1:38.114	252							
10	23.355	28.279	18.545	27.124	1:37.303	260							
52 Ryan TAYLOR (VIC) (10th)													
1	30.624	28.940	18.689	27.100	1:45.353	208							
2	23.349	28.349	18.762	27.097	1:37.557	266							
3	23.547	28.546	18.958	27.247	1:38.298	263							
4	23.574	28.536	18.689	27.334	1:38.133	265							
5	23.549	28.317	18.714	27.300	1:37.880	262							
6	23.434	28.565	18.754	27.317	1:38.070	262							
7	23.619	28.505	18.779	27.318	1:38.221	260							
8	23.789	28.532	19.143	27.658	1:39.122	262							
9	23.814	28.835	18.865	27.452	1:38.966	260							
10	23.646	28.799	18.936	27.565	1:38.946	260							
61 Rhys BELLING (VIC) (14th)													
1	31.094	29.351	18.846	27.182	1:46.473	206							
2	23.620	28.519	18.819	27.399	1:38.357	264							
3	23.926	28.747	19.137	27.459	1:39.269	263							
4	23.962	28.949	18.952	27.679	1:39.542	261							
5	23.939	28.563	19.040	27.363	1:38.905	260							
6	23.859	28.714	18.860	27.377	1:38.810	258							
7	23.678	28.743	18.975	27.683	1:39.079	257							
8	24.201	29.511	19.080	27.943	1:40.735	254							
9	24.096	28.933	19.085	27.878	1:39.992	251							
10	23.620	28.840	18.958	27.795	1:39.213	262							
74 Campbell RUSSELL (VIC) (17th)													
1	31.499	30.142	18.955	27.822	1:48.418	209							
2	24.047	29.385	19.136	27.782	1:40.350	262							
3	24.514	29.983	18.907	27.791	1:41.195	260							
4	24.210	29.333	18.984	27.944	1:40.471	258							
5	24.587	29.440	19.355	27.988	1:41.370	259							
6	24.435	29.470	18.949	28.288	1:41.142	255							
7	24.191	29.223	19.019	28.033	1:40.466	252							
8	24.078	29.535	19.223	28.088	1:40.924	254							
9	24.283	29.452	19.202	28.107	1:41.044	254							
86 Dallas SKEER (SA) (16th)													
1	31.214	29.635	18.958	27.858	1:47.665	211							
2	24.053	29.046	18.778	27.906	1:39.783	262							
3	23.976	29.076	19.034	27.798	1:39.884	260							
4	23.990	29.196	19.020	28.047	1:40.253	261							
5	24.080	29.178	19.002	28.044	1:40.304	258							
6	24.023	29.205	18.967	27.890	1:40.085	260							
7	24.143	29.237	19.158	28.160	1:40.698	258							
8	24.281	29.153	19.055	28.058	1:40.547	255							
9	24.086	29.740	19.046	27.980	1:40.852	258							
10	23.980	29.103	18.998	28.526	1:40.607	257							
131 John QUINN (VIC) (18th)													
1	31.306	29.899	19.031	27.468	1:47.704	215							
2	24.389	30.078	19.158	27.532	1:41.157	267							
3	24.168	29.973	18.840	27.426	1:40.407	262							
4	24.169	29.591	19.154	28.022	1:40.936	257							
5	24.465	29.656	19.298	27.817	1:41.236	254							
6	24.517	29.503	18.896	27.878	1:40.794	249							
7	24.291	29.436	19.075	28.308	1:41.110	251							
8	24.482	29.545	19.146	28.321	1:41.494	247							
9	24.836	29.653	19.621	28.643	1:42.753	252							
10	25.047	30.117	19.400	28.390	1:42.954	248							
851 Ty LYNCH (SA) (15th)													
1	31.041	30.079	18.741	27.589	1:47.450	207							
2	23.893	28.909	19.007	27.761	1:39.570	260							
3	24.048	29.083	19.040	27.774	1:39.945	256							
4	23.975	29.164	19.070	27.856	1:40.065	254							
5	24.213	29.031	19.014	28.084	1:40.342	253							
6	24.044	29.209	18.928	28.053	1:40.234	251							
7	24.234	29.186	19.100	28.026	1:40.546	252							
8	24.134	29.287	19.034	27.885	1:40.340	249							
9	24.215	29.389	19.098	28.431	1:41.133	250							
10	24.033	29.310	19.136	28.385	1:40.864	251							

The results are provisional until the end of the time limit for protests and appeals.



Chief Time Keeper - Scott Laing



Clerk of Course - Tom Williams





ASBK.COM.AU f t i y

Round 7 : Phillip Island GP Circuit : October 12 - 14

KAWASAKI AUSTRALIAN SUPERSPORT CHAMPIONSHIP

Race 2

Date: 14/10/18
 Event: R11
 Weather: Partly cloudy - Temp: 25.4C
 Track: Dry - Temp: 45.2C

Started at: 13:46:51
 Laps: 10
 Starters: 21
 Printed at: 14:06

PROVISIONAL FASTEST LAPS SEQUENCE

Lap	Race Pos	No	Name	Machine	Fastest Lap	On Lap
1	1	7	Tom TOPARIS (NSW)	Kawasaki ZX-6R	1:42.962	1
2	1	1	Cru HALLIDAY (NSW)	Yamaha YZF-R6	1:36.114	2

The results are provisional until the end of the time limit for protests and appeals.

Chief Time Keeper - Scott Laing

Clerk of Course - Tom Williams



www.computime.com.au
 COMPUTIME RACE TIMING SYSTEMS PTY LTD





ASBK.COM.AU f t i y

Round 7 : Phillip Island GP Circuit : October 12 - 14

KAWASAKI AUSTRALIAN SUPERSPORT CHAMPIONSHIP

Race 2

Date: 14/10/18
 Event: R11
 Weather: Partly cloudy - Temp: 25.4C
 Track: Dry - Temp: 45.2C

Started at: 13:46:51
 Laps: 10
 Starters: 21
 Printed at: 14:06

PROVISIONAL LAP SHEET

No	Lap Time	Gap	No	Lap Time	Gap	No	Lap Time	Gap	No	Lap Time	Gap	No	Lap Time	Gap
Lap 1			32	1:44.953	12.380	18	1:41.741	21.028	Lap 7			7	1:36.696	
7	1:42.962		28	1:42.418	15.024	28	1:41.762	26.700	7	1:36.484		41	1:37.387	3.573
1	1:42.965	.003	Lap 3			Lap 5			41	1:37.177	2.142	20	1:36.792	4.209
41	1:43.348	.386	7	1:36.596		7	1:36.405		20	1:36.667	3.529	27	1:37.320	9.485
50	1:43.396	.434	41	1:36.577	.202	41	1:36.757	1.072	50	1:37.664	7.307	42	1:37.414	9.646
20	1:43.613	.651	20	1:37.387	2.166	20	1:36.672	3.175	39	1:37.496	7.337	39	1:37.795	9.877
42	1:43.638	.676	42	1:39.032	3.308	27	1:36.920	5.078	27	1:37.870	7.513	50	1:38.114	10.198
27	1:43.915	.953	27	1:38.374	3.506	42	1:37.013	5.103	42	1:37.359	7.670	47	1:37.935	13.735
39	1:44.215	1.253	50	1:39.408	3.760	50	1:36.839	5.402	47	1:38.409	10.541	12	1:38.229	13.750
12	1:44.792	1.830	39	1:38.722	4.040	39	1:36.904	5.617	12	1:38.593	10.678	22	1:38.382	15.567
22	1:44.804	1.842	12	1:38.648	4.607	12	1:37.878	7.272	22	1:39.165	11.697	52	1:38.966	16.507
52	1:45.353	2.391	22	1:38.537	4.802	47	1:37.616	7.629	52	1:38.221	11.779	46	1:39.034	22.936
47	1:45.500	2.538	47	1:37.765	4.900	22	1:38.092	7.904	46	1:38.878	18.454	32	1:38.055	26.008
46	1:46.437	3.475	52	1:38.298	5.361	52	1:37.880	8.615	61	1:39.079	18.702	61	1:39.992	26.069
61	1:46.473	3.511	46	1:39.198	7.971	46	1:38.925	13.894	32	1:38.376	22.836	851	1:41.133	34.532
32	1:46.506	3.544	61	1:39.269	8.252	61	1:38.905	13.940	851	1:40.546	26.419	86	1:40.852	34.978
851	1:47.450	4.488	851	1:39.945	11.118	32	1:38.634	18.757	86	1:40.698	26.939	74	1:41.044	40.287
86	1:47.665	4.703	86	1:39.884	11.485	851	1:40.342	18.766	131	1:41.110	31.611	131	1:42.753	42.498
131	1:47.704	4.742	131	1:40.407	13.421	86	1:40.304	19.283	74	1:40.466	31.679	18	1:42.306	48.650
74	1:48.418	5.456	74	1:41.195	14.116	131	1:41.236	22.834	18	1:42.248	37.406	Lap 10		
18	1:49.107	6.145	32	1:38.744	14.356	74	1:41.370	23.198	7	1:37.153		41	1:37.300	3.720
28	1:51.685	8.723	18	1:41.198	15.641	18	1:41.889	26.512	41	1:37.300	3.720	20	1:36.720	3.776
Lap 2			28	1:43.036	21.292	Lap 6			7	1:36.664		27	1:37.647	9.979
1	1:36.114		Lap 4			7	1:36.643		41	1:37.404	2.882	39	1:37.376	10.100
7	1:36.289	.172	7	1:36.354		41	1:37.020	1.449	20	1:37.248	4.113	50	1:37.303	10.348
41	1:36.124	.393	41	1:36.872	.720	20	1:36.814	3.346	39	1:38.105	8.778	47	1:37.873	14.455
42	1:36.485	1.044	20	1:37.096	2.908	50	1:37.368	6.127	50	1:38.137	8.780	12	1:37.887	14.484
50	1:36.803	1.120	42	1:37.541	4.495	27	1:37.692	6.127	27	1:38.012	8.861	22	1:38.379	16.793
20	1:37.013	1.547	27	1:37.411	4.563	39	1:37.351	6.325	42	1:37.922	8.928	52	1:38.946	18.300
27	1:37.064	1.900	50	1:37.562	4.968	42	1:38.335	6.795	47	1:38.619	12.496	42	1:45.873	18.366
39	1:36.950	2.086	39	1:37.432	5.118	12	1:37.940	8.569	22	1:38.848	13.881	46	1:39.041	24.824
12	1:37.014	2.727	12	1:37.546	5.799	47	1:37.630	8.616	52	1:39.122	14.237	32	1:38.032	26.887
22	1:37.308	3.033	22	1:37.769	6.217	22	1:37.755	9.016	46	1:38.808	20.598	61	1:39.213	28.129
52	1:37.557	3.831	47	1:37.872	6.418	52	1:38.070	10.042	61	1:40.735	22.773	851	1:40.864	38.243
47	1:37.482	3.903	52	1:38.133	7.140	46	1:38.809	16.060	32	1:38.477	24.649	86	1:40.607	38.432
46	1:38.183	5.541	46	1:39.757	11.374	61	1:38.810	16.107	851	1:40.340	30.095	74	1:40.697	43.831
61	1:38.357	5.751	61	1:39.542	11.440	32	1:38.830	20.944	86	1:40.547	30.822	131	1:42.954	48.299
851	1:39.570	7.941	851	1:40.065	14.829	851	1:40.234	22.357	74	1:40.924	35.939	18	1:42.471	53.968
86	1:39.783	8.369	86	1:40.253	15.384	86	1:40.085	22.725	131	1:41.494	36.441			
74	1:40.350	9.689	32	1:38.526	16.528	131	1:40.794	26.985	18	1:42.298	43.040			
131	1:41.157	9.782	131	1:40.936	18.003	74	1:41.142	27.697						
18	1:41.183	11.211	74	1:40.471	18.233	18	1:41.773	31.642						

The results are provisional until the end of the time limit for protests and appeals.


 Chief Time Keeper - Scott Laing


 Clerk of Course - Tom Williams



www.computime.com.au
 COMPUTIME RACE TIMING SYSTEMS PTY LTD





ASBK.COM.AU f t i y

Round 7 : Phillip Island GP Circuit : October 12 - 14

KAWASAKI AUSTRALIAN SUPERSPORT CHAMPIONSHIP

Race 2

Date: 14/10/18
 Event: R11
 Weather: Partly cloudy - Temp: 25.4C
 Track: Dry - Temp: 45.2C

Started at: 13:46:51
 Laps: 10
 Starters: 21
 Printed at: 14:06

PROVISIONAL LAP CHART

Grid	1	2	3	4	5	6	7	8	9	10
1	7	1	7	7	7	7	7	7	7	7
7	1	7	41	41	41	41	41	41	41	41
20	41	41	20	20	20	20	20	20	20	20
50	50	42	42	42	27	50	50	39	27	27
27	20	50	27	27	42	27	39	50	42	39
42	42	20	50	50	50	39	27	27	39	50
41	27	27	39	39	39	42	42	42	50	47
39	39	39	12	12	12	12	47	12	47	12
22	12	12	22	22	47	47	12	47	12	22
32	22	22	47	47	22	22	22	22	22	52
12	52	52	52	52	52	52	52	52	52	42
47	47	47	46	46	46	46	46	46	46	46
46	46	46	61	61	61	61	61	61	32	32
61	61	61	851	851	32	32	32	32	61	61
52	32	851	86	86	851	851	851	851	851	851
74	851	86	131	32	86	86	86	86	86	86
851	86	74	74	131	131	131	131	74	74	74
131	131	131	32	74	74	74	74	131	131	131
86	74	18	18	18	18	18	18	18	18	18
18	18	32	28	28						
28	28	28								

The results are provisional until the end of the time limit for protests and appeals.

Chief Time Keeper - Scott Laing

Clerk of Course - Tom Williams



www.computime.com.au
 COMPUTIME RACE TIMING SYSTEMS PTY LTD





ASBK.COM.AU f t i y

Round 7 : Phillip Island GP Circuit : October 12 - 14

KAWASAKI AUSTRALIAN SUPERSPORT CHAMPIONSHIP

PROVISIONAL ROUND POINTS

KAWASAKI AUSTRALIAN SUPERSPORT CHAMPIONSHIP

Pos	No	Name	Machine	Rnd 7 Pole	Rnd 7 Race 1	Rnd 7 Race 2	Total
1	20	Damon REES	Honda		18	18	36
2	50	Callum SPRIGGS	Yamaha		20	15	35
3	41	Max CROKER	Suzuki		13	20	33
4	39	Scott NICHOLSON	Suzuki		17	16	33
5	27	Nic LIMINTON	Yamaha		14	17	31
6	22	Zac JOHNSON	Yamaha		16	12	28
7	47	Giuseppe SCARCELLA	Kawasaki		12	14	26
8	1	Cru HALLIDAY	Yamaha	1	25		26
9	7	Tom TOPARIS	Kawasaki			25	25
10	42	Jack PASSFIELD	Yamaha		15	10	25
11	12	Broc PEARSON	Yamaha		11	13	24
12	52	Ryan TAYLOR	Yamaha		10	11	21
13	32	Dylan WHITESIDE	Yamaha		9	8	17
14	46	Aidan HAYES	Kawasaki		6	9	15
15	851	Ty LYNCH	Yamaha		8	6	14
16	61	Rhys BELLING	Yamaha		4	7	11
17	74	Campbell RUSSELL	Yamaha		7	4	11
18	86	Dallas SKEER	Suzuki		5	5	10
19	131	John QUINN	Triumph		3	3	6
20	18	Marc WILSON	Kawasaki		2	2	4
21	28	Brodie MALOUF	Triumph		1		1

Chief Time Keeper - Scott Laing

Clerk of Course - Tom Williams



www.computime.com.au
COMPUTIME RACE TIMING SYSTEMS PTY LTD





ASBK.COM.AU f t i y

Round 7 : Phillip Island GP Circuit : October 12 - 14

KAWASAKI AUSTRALIAN SUPERSPORT CHAMPIONSHIP PROVISIONAL FINAL CHAMPIONSHIP POINTS

KAWASAKI AUSTRALIAN SUPERSPORT CHAMPIONSHIP

Pos	No	Name	Machine	Rnd 1 WSBK	Rnd 2 W/flid	Rnd 3 Bend	Rnd 4 NT-HV	Rnd 5 MP	Rnd 6 Wint	Rnd 7 Pole	Rnd 7 Race 1	Rnd 7 Race 2	Total
1	1	Cru HALLIDAY	Yamaha	60	51	76	51	51	46	1	25		361
2	7	Tom TOPARIS	Kawasaki	75	40	60	38	35	35			25	308
3	41	Max CROKER	Suzuki	18	33	52	38	29	43		13	20	246
4	20	Damon REES	Honda	44	27	38	34	35	17		18	18	231
5	22	Zac JOHNSON	Yamaha	42	14	49	32	27	12		16	12	204
6	12	Broc PEARSON	Yamaha	50	35	18		30	32		11	13	189
7	47	Giuseppe SCARCELLA	Kawasaki	31	31	40	15		28		12	14	171
8	39	Scott NICHOLSON	Suzuki	31	24	21	14	20	27		17	16	170
9	61	Rhys BELLING	Yamaha	38	16	34	25	20	14		4	7	158
10	86	Dallas SKEER	Suzuki	29	17	36	25	14	19		5	5	150
11	27	Nic LIMINTON	Yamaha	36	24				35		14	17	126
12	851	Ty LYNCH	Yamaha			35	25	16	19		8	6	109
13	42	Jack PASSFIELD	Yamaha	16	20	18			23		15	10	102
14	52	Ryan TAYLOR	Yamaha	15		26			10		10	11	72
15	50	Callum SPRIGGS	Yamaha					36			20	15	71
16	96	Luke MITCHELL	Yamaha	25	14	24							63
17	46	Aidan HAYES	Kawasaki	32	7						6	9	54
18	83	Lachlan EPIS	Kawasaki		18			33					51
19	14	Matt BARTON	Yamaha	24	9	11							44
20	84	Thomas BRYDEN	Yamaha	18		16							34
21	31	John HUNT	Suzuki			32							32
22	49	Brendan CLARKE	Kawasaki	28									28
23	82	Chris QUINN	Yamaha					23					23
24	17	Brian HOUGHTON	Honda					22					22
25	14	Graeme SMITH	Kawasaki				21						21
26	74	Campbell RUSSELL	Yamaha						9		7	4	20
27	44	Lachlan HILL	Kawasaki			19							19
28	81	Cambridge OLIVIER	Yamaha		18								18
29	32	Dylan WHITESIDE	Yamaha								9	8	17
30	99	Mick HEFFERAN	Kawasaki				15						15
31	45	Jordan CARLSSON	Yamaha		14								14
32	371	Scott CHAPMAN	Kawasaki	10									10
33	131	John QUINN	Triumph								3	3	6
34	49	Stephanie REDMAN	Yamaha					6					6
35	18	Marc WILSON	Kawasaki								2	2	4
36	25	Steve HASLAM	Yamaha	3									3
37	28	Brodie MALOUF	Triumph								1		1

Scott Laing

Chief Time Keeper - Scott Laing

Tom Williams

Clerk of Course - Tom Williams



www.computime.com.au
COMPUTIME RACE TIMING SYSTEMS PTY LTD

