



SUPPORT CLASS RESULTS

YMF R3 CUP

Race 3

Date: 25/02/18
 Event: R08
 Weather: Mostly cloudy - Temp: 15.7C
 Track: Dry - Temp: 17.1C

Started at: 08:55:34
 Laps: 8
 Starters: 22
 Printed at: 12:32

PROVISIONAL CLASSIFICATION

Pos	No	Name	Machine	Laps	Race Time	Behind	Fastest Lap	On Lap	Top Speed
1	87	Zac LEVY (QLD) / Puma RV'S	Yamaha YZF-R3	8	14:55.641		1:50.828	7	181
2	44	Tom BRAMICH (VIC) / Yamaha / JLT / Nolan / Ricondi / BoardPro / TM Performance	Yamaha YZF-R3	8	14:55.822	.181	1:50.737	4	186
3	151	Locky TAYLOR (QLD) / LTR Racing	Yamaha YZF-R3	8	14:55.930	.289	1:50.690	4	187
4	43	Harry KHOURI (NSW) / Acid Racing / Excite M-sports / Hi-Tec Oils	Yamaha YZF-R3	8	14:55.985	.344	1:50.660	4	184
5	20	Hunter FORD (NSW) / Ford Brothers Racing	Yamaha YZF-R3	8	14:55.986	.345	1:50.830	5	179
6	10	Callum O'BRIEN (WA) / BANHAMS WA	Yamaha YZF-R3	8	15:09.369	13.728	1:51.843	2	185
7	127	Max STAUFFER (NSW) / Chris Watson M-cycles / YRD	Yamaha YZF-R3	8	15:14.252	18.611	1:53.051	5	178
8	36	Travis HALL (QLD)	Yamaha YZF-R3	8	15:14.333	18.692	1:52.916	5	179
9	28	Tayla RELPH (QLD) / North Star Yamaha / Earmold Australia	Yamaha YZF-R3	8	15:14.339	18.698	1:53.012	3	182
10	308	John LYTRAS (QLD)	Yamaha YZF-R3	8	15:24.835	29.194	1:54.044	8	175
11	70	Troy RYAN (NSW) / Taree Motorcycles / Kenma Australia	Yamaha YZF-R3	8	15:25.368	29.727	1:53.973	4	188
12	131	Ross BEAMES (QLD)	Yamaha YZF-R3	8	15:25.401	29.760	1:54.123	4	182
13	355	Laura BROWN (NSW) / WNR / Bitcoin	Yamaha YZF-R3	8	15:25.508	29.867	1:53.914	4	185
14	15	Bronson Joel PICKETT (WA) / Steves M-cycles / Pete's Harley Services	Yamaha YZF-R3	8	15:25.686	30.045	1:54.084	4	186
15	17	Zane FORD (NSW) / Sydney South Commercial / Sport Savvy Aust.	Yamaha YZF-R3	8	15:37.183	41.542	1:55.228	4	176
16	58	Mitch KUHNE (QLD) / Shark Leathers / X-lite Helmets	Yamaha YZF-R3	8	15:37.286	41.645	1:55.753	8	179
17	47	Zylas BUNTING (NSW) / Shark Leathers	Yamaha YZF-R3	8	15:51.404	55.763	1:57.551	5	176
18	96	Jake BRETT (NSW) / Prospect Dental Clinic / BikeBiz	Yamaha YZF-R3	8	16:00.339	1:04.698	1:58.503	4	176
19	123	James WENSEMIUS (NSW) / Puma RV's	Yamaha YZF-R3	8	16:22.009	1:26.368	2:00.223	5	163
20	22	Keegan PICKERING (NSW) / KYT Helmets / SurNatio/SSR / South Sydney Comm.	Yamaha YZF-R3	8	16:29.473	1:33.832	2:02.536	6	168
21	27	Mark BOTTOMLEY (VIC)	Yamaha YZF-R3	8	16:33.410	1:37.769	2:01.822	8	160
DNF	410	Ryan DADD (QLD) / Shark Leathers / Ride Dynamics	Yamaha YZF-R3	7	13:48.638	1 Lap	1:56.590	2	177

Fastest Lap was 1:50.660 by Harry KHOURI (NSW)

Current race lap record for R3 class - 1:49.781 by Tommy EDWARDS (NSW) on a Yamaha YZF-R3 set on 07/10/17

*** No. 43 (H. KOURI) and No. 20 (H. FORD) RECORDED THE SAME TIME 14:55.985, HOWEVER UPON VIDEO REVIEW, No. 43 CROSSED THE LINE AHEAD OF No. 20 ***

The results are provisional until the end of the time limit for protests and appeals.


 Chief Time Keeper - Scott Laing


 Clerk of Course - Tom Williams



Computime Race Timing Systems Pty Ltd © 1996
 Licensed to Computime Race Timing Systems

COMPUTIME RACE TIMING SYSTEMS PTY LTD
www.computime.com.au

9 Timber Lane, Glen Waverley Vic 3150. Ph: 0418 17 13 17

E-mail: scott@computime.com.au





SUPPORT CLASS RESULTS

YMF R3 CUP

Race 3

Date: 25/02/18
 Event: R08
 Weather: Mostly cloudy - Temp: 15.7C
 Track: Dry - Temp: 17.1C

Started at: 08:55:34
 Laps: 8
 Starters: 22
 Printed at: 12:32

PROVISIONAL LAP TIMES

No	Name	Lap 1	Lap 2	Lap 3	Lap 4	Lap 5	Lap 6	Lap 7	Lap 8
10	Callum O'BRIEN (WA)	1:59.054	1:51.843	1:52.598	1:52.931	1:52.792	1:53.525	1:53.434	1:53.192
15	Bronson Joel PICKETT (WA)	2:03.637	1:54.182	1:55.252	1:54.084	1:54.542	1:55.370	1:54.312	1:54.307
17	Zane FORD (NSW)	2:05.288	1:56.392	1:55.912	1:55.228	1:55.833	1:56.876	1:56.270	1:55.384
20	Hunter FORD (NSW)	1:58.096	1:50.923	1:51.152	1:51.107	1:50.830	1:51.217	1:51.122	1:51.539
22	Keegan PICKERING (NSW)	2:09.941	2:02.694	2:02.958	2:02.921	2:02.791	2:02.536	2:02.859	2:02.773
27	Mark BOTTOMLEY (VIC)	2:12.987	2:03.702	2:03.983	2:03.571	2:02.087	2:03.054	2:02.204	2:01.822
28	Tayla RELPH (QLD)	2:01.237	1:53.070	1:53.012	1:53.475	1:53.239	1:53.532	1:53.458	1:53.316
36	Travis HALL (QLD)	2:00.359	1:53.331	1:53.565	1:53.547	1:52.916	1:53.901	1:53.123	1:53.591
43	Harry KHOURI (NSW)	1:58.431	1:50.956	1:51.291	1:50.660	1:51.026	1:51.439	1:51.063	1:51.119
44	Tom BRAMICH (VIC)	1:57.546	1:51.481	1:51.596	1:50.737	1:50.797	1:51.182	1:51.146	1:51.337
47	Zylas BUNTING (NSW)	2:05.041	1:57.663	1:57.708	1:58.233	1:57.551	1:58.179	1:58.481	1:58.548
58	Mitch KUHNE (QLD)	2:03.599	1:56.004	1:56.517	1:56.475	1:55.881	1:56.898	1:56.159	1:55.753
70	Troy RYAN (NSW)	2:02.791	1:54.888	1:55.307	1:53.973	1:54.572	1:54.795	1:54.599	1:54.443
87	Zac LEVY (QLD)	1:58.180	1:51.086	1:50.948	1:51.193	1:51.111	1:51.156	1:50.828	1:51.139
96	Jake BRETT (NSW)	2:06.845	1:58.635	1:58.721	1:58.503	1:59.122	1:59.419	1:59.184	1:59.910
123	James WENSEMIUS (NSW)	2:15.216	2:01.519	2:01.089	2:00.556	2:00.223	2:01.060	2:00.825	2:01.521
127	Max STAUFFER (NSW)	2:00.403	1:53.269	1:53.725	1:53.347	1:53.051	1:53.687	1:53.434	1:53.336
131	Ross BEAMES (QLD)	2:02.918	1:54.383	1:54.931	1:54.123	1:55.268	1:54.671	1:54.953	1:54.154
151	Lucky TAYLOR (QLD)	1:58.169	1:51.426	1:51.182	1:50.690	1:50.727	1:51.582	1:50.744	1:51.410
308	John LYTRAS (QLD)	2:01.255	1:54.604	1:55.609	1:54.858	1:55.218	1:54.764	1:54.483	1:54.044
355	Laura BROWN (NSW)	2:02.792	1:54.922	1:55.407	1:53.914	1:54.693	1:54.536	1:54.532	1:54.712
410	Ryan DADD (QLD)	2:05.162	1:56.590	1:56.991	1:56.836	1:56.879	1:58.043	1:58.137	

*** No. 43 (H. KOURI) and No. 20 (H. FORD) RECORDED THE SAME TIME 14:55.985, HOWEVER UPON VIDEO REVIEW, No. 43 CROSSED THE LINE AHEAD OF No. 20 ***

The results are provisional until the end of the time limit for protests and appeals.

Chief Time Keeper - Scott Laing

Clerk of Course - Tom Williams



Computime Race Timing Systems Pty Ltd © 1996
 Licensed to Computime Race Timing Systems

COMPUTIME RACE TIMING SYSTEMS PTY LTD
www.computime.com.au

9 Timber Lane, Glen Waverley Vic 3150. Ph: 0418 17 13 17

E-mail: scott@computime.com.au





SUPPORT CLASS RESULTS

YMF R3 CUP

Race 3

Date: 25/02/18
 Event: R08
 Weather: Mostly cloudy - Temp: 15.7C
 Track: Dry - Temp: 17.1C

Started at: 08:55:34
 Laps: 8
 Starters: 22
 Printed at: 12:32

PROVISIONAL SPLIT TIMES

Lap	Split 1	Split 2	Split 3	Split 4	Lap Time	Spd	Lap	Split 1	Split 2	Split 3	Split 4	Lap Time	Spd
10 Callum O'BRIEN (WA) (6th)							22 Keegan PICKERING (NSW) (20th)						
1	34.284	32.898	<u>20.922</u>	<u>30.950</u>	1:59.054	149	1	37.297	35.497	23.065	34.082	2:09.941	149
2	<u>27.064</u>	32.498	20.938	31.343	<u>1:51.843</u>	185	2	30.395	<u>35.204</u>	23.004	34.091	2:02.694	164
3	27.328	32.493	21.260	31.517	1:52.598	179	3	30.099	35.344	23.341	34.174	2:02.958	161
4	27.630	32.558	21.288	31.455	1:52.931	176	4	30.061	35.551	23.380	33.929	2:02.921	161
5	27.574	32.621	21.258	31.339	1:52.792	177	5	<u>29.700</u>	35.652	23.130	34.309	2:02.791	168
6	27.718	32.809	21.205	31.793	1:53.525	174	6	30.338	35.433	<u>22.909</u>	<u>33.856</u>	<u>2:02.536</u>	158
7	27.909	32.872	21.145	31.508	1:53.434	170	7	30.148	35.390	23.135	34.186	2:02.859	160
8	27.688	<u>32.454</u>	21.196	31.854	1:53.192	172	8	30.169	35.424	23.111	34.069	2:02.773	160
15 Bronson Joel PICKETT (WA) (14th)							27 Mark BOTTOMLEY (VIC) (21th)						
1	36.134	33.766	21.933	31.804	2:03.637	142	1	38.857	36.234	23.053	34.843	2:12.987	139
2	28.000	<u>33.194</u>	21.521	31.467	1:54.182	176	2	30.089	35.957	23.217	34.439	2:03.702	158
3	27.821	33.536	21.865	32.030	1:55.252	179	3	30.312	35.532	23.224	34.915	2:03.983	157
4	<u>27.753</u>	33.306	21.708	31.317	<u>1:54.084</u>	179	4	30.009	35.929	23.148	34.485	2:03.571	158
5	27.797	33.498	21.779	31.468	1:54.542	186	5	<u>29.722</u>	35.425	<u>22.654</u>	34.286	2:02.087	160
6	28.831	33.454	21.672	31.413	1:55.370	173	6	30.130	35.429	22.730	34.765	2:03.054	153
7	27.863	33.439	21.539	31.471	1:54.312	170	7	29.998	35.328	22.736	34.142	2:02.204	156
8	28.056	33.798	<u>21.398</u>	<u>31.055</u>	1:54.307	181	8	29.944	<u>35.251</u>	22.736	<u>33.891</u>	<u>2:01.822</u>	158
17 Zane FORD (NSW) (15th)							28 Tayla RELPH (QLD) (9th)						
1	36.611	34.016	22.284	32.377	2:05.288	151	1	35.542	33.055	21.203	31.437	2:01.237	153
2	28.258	33.927	22.356	31.851	1:56.392	176	2	27.631	32.970	<u>21.183</u>	31.286	1:53.070	177
3	28.092	33.619	21.714	32.487	1:55.912	173	3	27.582	32.847	21.285	31.298	<u>1:53.012</u>	179
4	<u>27.985</u>	33.563	21.696	31.984	<u>1:55.228</u>	173	4	<u>27.529</u>	33.256	21.336	31.354	1:53.475	177
5	28.213	33.658	22.039	31.923	1:55.833	170	5	27.549	33.014	21.582	<u>31.094</u>	1:53.239	177
6	28.885	33.598	22.070	32.323	1:56.876	164	6	27.767	32.889	21.280	31.596	1:53.532	182
7	28.927	33.614	<u>21.613</u>	32.116	1:56.270	165	7	27.881	32.842	21.232	31.503	1:53.458	175
8	28.526	<u>33.396</u>	21.900	<u>31.562</u>	1:55.384	165	8	27.743	<u>32.734</u>	21.217	31.622	1:53.316	180
20 Hunter FORD (NSW) (5th)							36 Travis HALL (QLD) (8th)						
1	33.598	32.595	20.777	31.126	1:58.096	145	1	34.831	33.013	21.209	31.306	2:00.359	149
2	<u>27.053</u>	32.436	20.771	30.663	1:50.923	178	2	27.743	32.780	21.255	31.553	1:53.331	178
3	27.833	32.008	<u>20.582</u>	30.729	1:51.152	168	3	27.968	32.906	21.554	31.137	1:53.565	179
4	27.268	32.161	20.925	30.753	1:51.107	173	4	<u>27.704</u>	32.693	21.483	31.667	1:53.547	175
5	27.187	32.140	20.913	<u>30.590</u>	<u>1:50.830</u>	173	5	28.005	<u>32.670</u>	<u>21.199</u>	<u>31.042</u>	<u>1:52.916</u>	177
6	27.344	32.191	20.953	30.729	1:51.217	179	6	27.901	32.818	21.386	31.796	1:53.901	174
7	27.717	<u>31.791</u>	20.686	30.928	1:51.122	173	7	28.091	32.708	21.255	31.069	1:53.123	171
8	27.629	32.115	20.882	30.913	1:51.539	172	8	27.820	32.696	21.208	31.867	1:53.591	173


 Chief Time Keeper - Scott Laing


 Clerk of Course - Tom Williams



Computime Race Timing Systems Pty Ltd © 1996
 Licensed to Computime Race Timing Systems
COMPUTIME RACE TIMING SYSTEMS PTY LTD
www.computime.com.au

9 Timber Lane, Glen Waverley Vic 3150. Ph: 0418 17 13 17

E-mail: scott@computime.com.au





SUPPORT CLASS RESULTS

YMF R3 CUP

Race 3

Date: 25/02/18
 Event: R08
 Weather: Mostly cloudy - Temp: 15.7C
 Track: Dry - Temp: 17.1C

Started at: 08:55:34
 Laps: 8
 Starters: 22
 Printed at: 12:32

PROVISIONAL SPLIT TIMES

Lap	Split 1	Split 2	Split 3	Split 4	Lap Time	Spd	Lap	Split 1	Split 2	Split 3	Split 4	Lap Time	Spd
43 Harry KHOURI (NSW) (4th)							70 Troy RYAN (NSW) (11th)						
1	33.837	32.700	21.041	30.853	1:58.431	148	1	35.989	33.273	21.588	31.941	2:02.791	145
2	26.922	32.361	20.910	30.763	1:50.956	184	2	28.263	33.299	21.596	31.730	1:54.888	180
3	26.985	32.610	21.031	30.665	1:51.291	182	3	<u>27.555</u>	34.072	21.785	31.895	1:55.307	186
4	<u>26.642</u>	32.469	20.875	30.674	<u>1:50.660</u>	182	4	27.773	<u>33.114</u>	21.599	31.487	<u>1:53.973</u>	182
5	27.695	<u>31.899</u>	20.955	<u>30.477</u>	1:51.026	174	5	27.699	33.334	21.744	31.795	1:54.572	188
6	27.149	32.384	20.886	31.020	1:51.439	177	6	28.637	33.297	21.520	31.341	1:54.795	170
7	27.589	32.071	<u>20.688</u>	30.715	1:51.063	172	7	28.357	33.217	21.681	31.344	1:54.599	172
8	27.341	32.134	20.863	30.781	1:51.119	176	8	28.171	33.543	<u>21.435</u>	<u>31.294</u>	1:54.443	178
44 Tom BRAMICH (VIC) (2nd)							87 Zac LEVY (QLD) (1st)						
1	33.419	32.357	20.849	30.921	1:57.546	143	1	34.083	32.604	20.619	30.874	1:58.180	145
2	27.534	32.228	20.875	30.844	1:51.481	173	2	27.453	32.313	20.931	<u>30.389</u>	1:51.086	177
3	27.754	32.018	21.091	<u>30.733</u>	1:51.596	170	3	<u>27.045</u>	32.079	20.949	30.875	1:50.948	181
4	<u>26.624</u>	32.157	20.924	31.032	<u>1:50.737</u>	186	4	27.551	32.281	20.806	30.555	1:51.193	173
5	27.030	32.067	20.869	30.831	1:50.797	178	5	27.727	32.262	20.721	30.401	1:51.111	172
6	27.134	32.256	20.865	30.927	1:51.182	179	6	27.451	32.433	20.767	30.505	1:51.156	177
7	27.355	<u>31.897</u>	<u>20.724</u>	31.170	1:51.146	172	7	27.313	32.197	<u>20.573</u>	30.745	<u>1:50.828</u>	179
8	27.459	32.144	20.824	30.910	1:51.337	176	8	27.317	<u>32.003</u>	20.899	30.920	1:51.139	176
47 Zylas BUNTING (NSW) (17th)							96 Jake BRETT (NSW) (18th)						
1	36.461	34.150	22.134	<u>32.296</u>	2:05.041	146	1	36.827	35.073	<u>21.981</u>	32.964	2:06.845	150
2	29.049	34.208	<u>22.054</u>	32.352	1:57.663	176	2	<u>28.303</u>	34.659	22.420	33.253	1:58.635	176
3	<u>28.697</u>	34.218	22.127	32.666	1:57.708	175	3	28.744	34.335	22.450	33.192	1:58.721	173
4	29.037	33.974	22.335	32.887	1:58.233	173	4	29.078	<u>34.179</u>	22.320	<u>32.926</u>	<u>1:58.503</u>	171
5	29.168	33.966	22.112	32.305	<u>1:57.551</u>	172	5	28.782	34.314	22.772	33.254	1:59.122	173
6	29.354	<u>33.816</u>	22.252	32.757	1:58.179	166	6	29.181	34.653	22.481	33.104	1:59.419	166
7	29.459	34.056	22.517	32.449	1:58.481	167	7	29.136	34.392	22.451	33.205	1:59.184	167
8	29.321	33.937	22.664	32.626	1:58.548	168	8	29.110	34.468	22.607	33.725	1:59.910	168
58 Mitch KUHNE (QLD) (16th)							123 James WENSEMIUS (NSW) (19th)						
1	35.434	34.035	21.952	32.178	2:03.599	149	1	37.379	40.733	23.253	33.851	2:15.216	146
2	<u>27.918</u>	33.915	21.862	32.309	1:56.004	179	2	29.754	35.530	22.832	33.403	2:01.519	163
3	28.473	33.711	21.987	32.346	1:56.517	170	3	29.821	34.820	22.904	33.544	2:01.089	162
4	28.378	33.730	22.080	32.287	1:56.475	168	4	29.595	34.961	22.827	<u>33.173</u>	2:00.556	161
5	28.331	33.683	21.786	32.081	1:55.881	171	5	<u>29.452</u>	<u>34.601</u>	<u>22.597</u>	33.573	<u>2:00.223</u>	163
6	28.859	33.688	21.907	32.444	1:56.898	165	6	30.051	34.862	22.625	33.522	2:01.060	158
7	28.893	<u>33.416</u>	<u>21.689</u>	32.161	1:56.159	164	7	29.734	35.131	22.709	33.251	2:00.825	160
8	28.618	33.418	21.728	<u>31.989</u>	<u>1:55.753</u>	165	8	29.731	35.283	22.918	33.589	2:01.521	161

Chief Time Keeper - Scott Laing


Clerk of Course - Tom Williams



Computime Race Timing Systems Pty Ltd © 1996
 Licensed to Computime Race Timing Systems
COMPUTIME RACE TIMING SYSTEMS PTY LTD
www.computime.com.au

9 Timber Lane, Glen Waverley Vic 3150. Ph: 0418 17 13 17

E-mail: scott@computime.com.au





SUPPORT CLASS RESULTS

YMF R3 CUP

Race 3

Date: 25/02/18
 Event: R08
 Weather: Mostly cloudy - Temp: 15.7C
 Track: Dry - Temp: 17.1C

Started at: 08:55:34
 Laps: 8
 Starters: 22
 Printed at: 12:32

PROVISIONAL SPLIT TIMES

Lap	Split 1	Split 2	Split 3	Split 4	Lap Time	Spd	Lap	Split 1	Split 2	Split 3	Split 4	Lap Time	Spd	
127 Max STAUFFER (NSW) (7th)														
1	34.623	33.110	21.177	31.493	2:00.403	146	2	<u>28.112</u>	32.792	21.542	31.682	2:01.255	149	
2	27.938	33.025	<u>21.079</u>	31.227	1:53.269	177	3	28.489	33.130	21.740	32.158	1:54.604	175	
3	27.856	32.880	21.396	31.593	1:53.725	176	4	28.513	33.208	21.417	32.250	1:55.609	175	
4	<u>27.733</u>	32.774	21.417	31.423	1:53.347	176	5	28.704	33.207	21.764	31.720	1:54.858	172	
5	27.745	32.691	21.237	31.378	<u>1:53.051</u>	178	6	28.693	33.180	21.308	<u>31.543</u>	1:55.218	172	
6	28.250	33.030	21.216	<u>31.191</u>	1:53.687	174	7	28.439	33.214	<u>21.282</u>	31.583	1:54.764	169	
7	28.070	<u>32.525</u>	21.223	31.616	1:53.434	172	8	28.485	<u>32.702</u>	21.287	31.548	1:54.483	172	
8	28.049	32.867	21.198	31.222	1:53.336	174					31.570	<u>1:54.044</u>	171	
355 Laura BROWN (NSW) (13th)														
1	35.578	33.975	21.893	31.472	2:02.918	147	2	28.355	33.388	21.579	31.324	2:02.792	146	
2	<u>27.512</u>	33.528	21.501	31.842	1:54.383	181	3	<u>27.760</u>	33.944	21.871	31.600	1:54.922	179	
3	27.944	33.597	21.581	31.809	1:54.931	176	4	27.817	<u>33.028</u>	21.750	31.832	1:55.407	182	
4	27.926	<u>32.986</u>	21.504	31.707	<u>1:54.123</u>	177	5	28.127	33.536	21.707	31.319	<u>1:53.914</u>	175	
5	28.335	33.456	21.681	31.796	1:55.268	171	6	28.127	33.536	21.707	31.323	1:54.693	185	
6	28.335	33.456	21.681	31.796	1:55.268	171	7	28.659	33.322	<u>21.356</u>	31.199	1:54.536	173	
7	28.005	33.284	<u>21.431</u>	31.951	1:54.671	174	8	27.990	33.195	21.463	31.884	1:54.532	175	
8	28.540	33.365	21.479	31.569	1:54.953	168					<u>31.093</u>	1:54.712	171	
	27.910	33.558	21.478	<u>31.208</u>	1:54.154	182								
410 Ryan DADD (QLD) (DNF)														
1	33.706	32.289	20.920	31.254	1:58.169	146	2	28.708	33.437	21.474	<u>21.851</u>	<u>32.233</u>	2:05.162	146
2	27.826	32.225	20.970	30.405	1:51.426	175	3	<u>28.141</u>	34.102	22.020	32.327	<u>1:56.590</u>	177	
3	<u>27.085</u>	32.590	20.978	30.529	1:51.182	187	4	28.453	33.970	22.064	32.504	1:56.991	172	
4	27.133	32.319	20.831	30.407	<u>1:50.690</u>	180	5	28.394	<u>33.708</u>	22.033	32.701	1:56.836	169	
5	27.321	<u>31.930</u>	21.022	30.407	1:50.727	178	6	28.506	33.792	22.025	32.556	1:56.879	168	
6	27.535	32.440	20.861	30.454	1:50.727	178	7	29.065	34.121	22.113	32.744	1:58.043	163	
7	27.538	31.990	<u>20.721</u>	30.495	1:50.744	179					32.741	1:58.137	161	
8	27.871	32.145	21.010	<u>30.384</u>	1:51.410	173								
308 John LYTRAS (QLD) (10th)														

*** No. 43 (H. KOURI) and No. 20 (H. FORD) RECORDED THE SAME TIME 14:55.985, HOWEVER UPON VIDEO REVIEW, No. 43 CROSSED THE LINE AHEAD OF No. 20 ***

The results are provisional until the end of the time limit for protests and appeals.


 Chief Time Keeper - Scott Laing



 Clerk of Course - Tom Williams



Computime Race Timing Systems Pty Ltd © 1996
 Licensed to Computime Race Timing Systems
COMPUTIME RACE TIMING SYSTEMS PTY LTD
www.computime.com.au

9 Timber Lane, Glen Waverley Vic 3150. Ph: 0418 17 13 17

E-mail: scott@computime.com.au





SUPPORT CLASS RESULTS

YMF R3 CUP

Race 3

Date: 25/02/18
 Event: R08
 Weather: Mostly cloudy - Temp: 15.7C
 Track: Dry - Temp: 17.1C

Started at: 08:55:34
 Laps: 8
 Starters: 22
 Printed at: 12:32


PROVISIONAL FASTEST LAPS SEQUENCE

Lap	Race Pos	No	Name	Machine	Fastest Lap	On Lap
1	1	44	Tom BRAMICH (VIC)	Yamaha YZF-R3	1:57.546	1
2	1	20	Hunter FORD (NSW)	Yamaha YZF-R3	1:50.923	2
4	2	43	Harry KHOURI (NSW)	Yamaha YZF-R3	1:50.660	4

*** No. 43 (H. KOURI) and No. 20 (H. FORD) RECORDED THE SAME TIME 14:55.985, HOWEVER UPON VIDEO REVIEW, No. 43 CROSSED THE LINE AHEAD OF No. 20 ***

The results are provisional until the end of the time limit for protests and appeals.


 Chief Time Keeper - Scott Laing



 Clerk of Course - Tom Williams



Computime Race Timing Systems Pty Ltd © 1996
 Licensed to Computime Race Timing Systems
COMPUTIME RACE TIMING SYSTEMS PTY LTD
www.computime.com.au

9 Timber Lane, Glen Waverley Vic 3150. Ph: 0418 17 13 17

E-mail: scott@computime.com.au





SUPPORT CLASS RESULTS

YMF R3 CUP

Race 3

Date: 25/02/18
 Event: R08
 Weather: Mostly cloudy - Temp: 15.7C
 Track: Dry - Temp: 17.1C

Started at: 08:55:34
 Laps: 8
 Starters: 22
 Printed at: 12:32

PROVISIONAL LAP SHEET

No	Lap Time	Gap	No	Lap Time	Gap	No	Lap Time	Gap	No	Lap Time	Gap	No	Lap Time	Gap
Lap 1			58	1:56.004	10.584	127	1:53.347	9.466	Lap 6			58	1:56.159	37.086
44	1:57.546		17	1:56.392	12.661	28	1:53.475	9.516	20	1:51.217		17	1:56.270	37.352
20	1:58.096	.550	410	1:56.590	12.733	36	1:53.547	9.524	44	1:51.182	.014	410	1:58.137	44.191
151	1:58.169	.623	47	1:57.663	13.685	308	1:54.858	15.048	87	1:51.156	.349	47	1:58.481	48.409
87	1:58.180	.634	96	1:58.635	16.461	131	1:54.123	15.077	151	1:51.582	.451	96	1:59.184	55.982
43	1:58.431	.885	22	2:02.694	23.616	70	1:53.973	15.681	43	1:51.439	.478	123	2:00.825	1:16.041
10	1:59.054	1.508	27	2:03.702	27.670	355	1:53.914	15.757	10	1:53.525	9.418	22	2:02.859	1:22.253
36	2:00.359	2.813	123	2:01.519	27.716	15	1:54.084	15.877	127	1:53.687	14.157	27	2:02.204	1:27.141
127	2:00.403	2.857	Lap 3			58	1:56.475	21.317	28	1:53.532	14.240	Lap 8		
28	2:01.237	3.691	20	1:51.152		17	1:55.228	21.542	36	1:53.901	14.294	87	1:51.139	
308	2:01.255	3.709	87	1:50.948	.043	410	1:56.836	24.301	44	1:54.536	22.939	44	1:51.337	.181
70	2:02.791	5.245	44	1:51.596	.452	47	1:58.233	27.367	131	1:54.671	22.969	151	1:51.410	.289
355	2:02.792	5.246	43	1:51.291	.507	96	1:58.503	31.426	308	1:54.764	22.983	43	1:51.119	.344
131	2:02.918	5.372	151	1:51.182	.606	123	2:00.556	47.102	70	1:54.795	23.001	20	1:51.539	.345
58	2:03.599	6.053	10	1:52.598	3.324	22	2:02.921	47.236	15	1:55.370	23.742	10	1:53.192	13.728
15	2:03.637	6.091	36	1:53.565	7.084	27	2:03.571	52.965	58	1:56.898	32.049	127	1:53.336	18.611
47	2:05.041	7.495	28	1:53.012	7.148	Lap 5			17	1:56.876	32.204	36	1:53.591	18.692
410	2:05.162	7.616	127	1:53.725	7.226	20	1:50.830		410	1:58.043	37.176	28	1:53.316	18.698
17	2:05.288	7.742	308	1:55.609	11.297	44	1:50.797	.049	47	1:58.179	41.050	308	1:54.044	29.194
96	2:06.845	9.299	131	1:54.931	12.061	151	1:50.727	.086	96	1:59.419	47.920	70	1:54.443	29.727
22	2:09.941	12.395	70	1:55.307	12.815	43	1:51.026	.256	123	2:01.060	1:06.338	131	1:54.154	29.760
27	2:12.987	15.441	15	1:55.252	12.900	87	1:51.111	.410	22	2:02.536	1:10.516	355	1:54.712	29.867
123	2:15.216	17.670	355	1:55.407	12.950	10	1:52.792	7.110	27	2:03.054	1:16.059	15	1:54.307	30.045
Lap 2			58	1:56.517	15.949	36	1:52.916	11.610	Lap 7			17	1:55.384	41.542
20	1:50.923		17	1:55.912	17.421	127	1:53.051	11.687	20	1:51.122		58	1:55.753	41.645
44	1:51.481	.008	410	1:56.991	18.572	28	1:53.239	11.925	44	1:51.146	.038	47	1:58.548	55.763
87	1:51.086	.247	47	1:57.708	20.241	70	1:54.572	19.423	87	1:50.828	.055	96	1:59.910	1:04.698
43	1:50.956	.368	96	1:58.721	24.030	308	1:55.218	19.436	151	1:50.744	.073	123	2:01.521	1:26.368
151	1:51.426	.576	22	2:02.958	35.422	131	1:55.268	19.515	43	1:51.063	.419	22	2:02.773	1:33.832
10	1:51.843	1.878	123	2:01.089	37.653	15	1:54.542	19.589	10	1:53.434	11.730	27	2:01.822	1:37.769
127	1:53.269	4.653	27	2:03.983	40.501	355	1:54.693	19.620	36	1:53.123	16.295	Lap 4		
36	1:53.331	4.671	Lap 4			58	1:55.881	26.368	127	1:53.434	16.469	20	1:51.107	
28	1:53.070	5.288	20	1:51.107		17	1:55.833	26.545	28	1:53.458	16.576	43	1:50.660	.060
308	1:54.604	6.840	43	1:50.660	.060	410	1:56.879	30.350	308	1:54.483	26.344	44	1:50.737	.082
131	1:54.383	8.282	44	1:50.737	.082	47	1:57.551	34.088	355	1:54.532	26.349	87	1:51.193	.129
70	1:54.888	8.660	87	1:51.193	.129	96	1:59.122	39.718	70	1:54.599	26.478	123	2:00.223	56.495
355	1:54.922	8.695	151	1:50.690	.189	123	2:00.223	56.495	22	2:02.791	59.197	22	2:02.791	59.197
15	1:54.182	8.800	10	1:52.931	5.148	27	2:02.087	1:04.222	131	1:54.953	26.800	15	1:54.312	26.932

*** No. 43 (H. KOURI) and No. 20 (H. FORD) RECORDED THE SAME TIME 14:55.985, HOWEVER UPON VIDEO REVIEW, No. 43 CROSSED THE LINE AHEAD OF No. 20 ***

The results are provisional until the end of the time limit for protests and appeals.

Chief Time Keeper - Scott Laing

Clerk of Course - Tom Williams



Computime Race Timing Systems Pty Ltd © 1996
 Licensed to Computime Race Timing Systems
COMPUTIME RACE TIMING SYSTEMS PTY LTD
www.computime.com.au

9 Timber Lane, Glen Waverley Vic 3150. Ph: 0418 17 13 17

E-mail: scott@computime.com.au





SUPPORT CLASS RESULTS

YMF R3 CUP

Race 3

Date: 25/02/18
 Event: R08
 Weather: Mostly cloudy - Temp: 15.7C
 Track: Dry - Temp: 17.1C

Started at: 08:55:34
 Laps: 8
 Starters: 22
 Printed at: 12:32

PROVISIONAL LAP CHART

Grid	1	2	3	4	5	6	7	8
20	44	20	20	20	20	20	20	87
44	20	44	87	43	44	44	44	44
151	151	87	44	44	151	87	87	151
87	87	43	43	87	43	151	151	43
43	43	151	151	151	87	43	43	20
127	10	10	10	10	10	10	10	10
355	36	127	36	127	36	127	36	127
10	127	36	28	28	127	28	127	36
131	28	28	127	36	28	36	28	28
36	308	308	308	308	70	355	308	308
58	70	131	131	131	308	131	355	70
15	355	70	70	70	131	308	70	131
70	131	355	15	355	15	70	131	355
28	58	15	355	15	355	15	15	15
308	15	58	58	58	58	58	58	17
96	47	17	17	17	17	17	17	58
47	410	410	410	410	410	410	410	47
410	17	47	47	47	47	47	47	96
17	96	96	96	96	96	96	96	123
22	22	22	22	123	123	123	123	22
27	27	27	123	22	22	22	22	27
123	123	123	27	27	27	27	27	27

*** No. 43 (H. KOURI) and No. 20 (H. FORD) RECORDED THE SAME TIME 14:55.985, HOWEVER UPON VIDEO REVIEW, No. 43 CROSSED THE LINE AHEAD OF No. 20 ***

The results are provisional until the end of the time limit for protests and appeals.

Chief Time Keeper - Scott Laing

Clerk of Course - Tom Williams



Computime Race Timing Systems Pty Ltd © 1996
 Licensed to Computime Race Timing Systems
COMPUTIME RACE TIMING SYSTEMS PTY LTD
www.computime.com.au

9 Timber Lane, Glen Waverley Vic 3150. Ph: 0418 17 13 17

E-mail: scott@computime.com.au





SUPPORT CLASS RESULTS

YMF R3 CUP

PROVISIONAL ROUND POINTS

YMF R3 CUP - ROUND 1

Pos	Name	Machine	Race 1	Race 2	Race 3	Total
1	Tom BRAMICH (VIC)	Yamaha	25	20	20	65
2	Zac LEVY (QLD)	Yamaha	18	18	25	61
3	Hunter FORD (NSW)	Yamaha	20	25	16	61
4	Locky TAYLOR (QLD)	Yamaha	15	16	18	49
5	Harry KHOURI (NSW)	Yamaha	13	17	17	47
6	Max STAUFFER (NSW)	Yamaha	17	15	14	46
7	Callum O'BRIEN (WA)	Yamaha	16	14	15	45
8	Travis HALL (QLD)	Yamaha	12	12	13	37
9	Tayla RELPH (QLD)	Yamaha	11	9	12	32
10	Ross BEAMES (QLD)	Yamaha	14	8	9	31
11	Laura BROWN (NSW)	Yamaha	8	13	8	29
12	John LYTRAS (QLD)	Yamaha	5	11	11	27
13	Troy RYAN (NSW)	Yamaha	9	7	10	26
14	Mitch KUHNE (QLD)	Yamaha	10	10	5	25
15	Bronson Joel PICKETT (WA)	Yamaha	6	6	7	19
16	Zylas BUNTING (NSW)	Yamaha	7	3	4	14
17	Zane FORD (NSW)	Yamaha	1	5	6	12
18	Ryan DADD (QLD)	Yamaha	4	4	0	8
19	Jake BRETT (NSW)	Yamaha	2	2	3	7
20	James WENSEMIUS (NSW)	Yamaha	3	0	2	5
21	Keegan PICKERING (NSW)	Yamaha	0	1	1	2

Chief Time Keeper - Scott Laing

Clerk of Course - Tom Williams



Computime Race Timing Systems Pty Ltd © 1996
Licensed to Computime Race Timing Systems

COMPUTIME RACE TIMING SYSTEMS PTY LTD
www.computime.com.au

9 Timber Lane, Glen Waverley Vic 3150. Ph: 0418 17 13 17

E-mail: scott@computime.com.au

