



Round 5 : August 5 - 7 Morgan Park Raceway



ASBK.COM.AU f t i y

bLU cRU OCEANIA JUNIOR CUP Qualifying 2

Date: 06/08/22
Event: Q08
Weather: Mostly cloudy - Temp: 18.1C
Track: Dry - Temp: 28.5C

Started at: 14:00:46
Laps: 20 Min
Starters: 19
Printed at: 14:06


PROVISIONAL CLASSIFICATION

Pos	No	Name	Machine	Fastest Lap	On Lap	Behind Leader	Behind Prev	Top Speed
1	72	Levi RUSSO (NSW) / bLU cRU Yamaha / FIM Oceania / MA / Ricondi / Yamalube / Dunlop / Shark Helmets	Yamaha YZF-R15	1:36.666	12 of 13			123
2	41	Hudson THOMPSON (NSW) / bLU cRU Yamaha / FIM Oceania / MA / Ricondi / Yamalube / Dunlop / Shark Helmets	Yamaha YZF-R15	1:37.547	5 of 13	.881	.881	124
3	74	Bodie PAIGE (QLD) / bLU cRU Yamaha / FIM Oceania / MA / Ricondi / Yamalube / Dunlop / Shark Helmets	Yamaha YZF-R15	1:37.596	5 of 13	.930	.049	127
4	13	Marcus HAMOD (NSW) / bLU cRU Yamaha / FIM Oceania / MA / Ricondi / Yamalube / Dunlop / Shark Helmets	Yamaha YZF-R15	1:37.611	10 of 12	.945	.015	122
5	14	Harrison WATTS (QLD) / bLU cRU Yamaha / FIM Oceania / MA / Ricondi / Yamalube / Dunlop / Shark Helmets	Yamaha YZF-R15	1:37.643	11 of 12	.977	.032	122
6	68	Ryan LARKIN (VIC) / bLU cRU Yamaha / FIM Oceania / MA / Ricondi / Yamalube / Dunlop / Shark Helmets	Yamaha YZF-R15	1:38.191	11 of 13	1.525	.548	125
7	37	Alexander CODEY (NSW) / bLU cRU Yamaha / FIM Oceania / MA / Ricondi / Yamalube / Dunlop / Shark Helmets	Yamaha YZF-R15	1:38.278	11 of 13	1.612	.087	125
8	40	Hunter CORNEY (QLD) / bLU cRU Yamaha / FIM Oceania / MA / Ricondi / Yamalube / Dunlop / Shark Helmets	Yamaha YZF-R15	1:38.326	12 of 13	1.660	.048	127
9	80	Cameron RENDE (SA) / bLU cRU Yamaha / FIM Oceania / MA / Ricondi / Yamalube / Dunlop / Shark Helmets	Yamaha YZF-R15	1:39.172	5 of 5	2.506	.846	122
10	61	Ella McCAUSLAND (VIC) / bLU cRU Yamaha / FIM Oceania / MA / Ricondi / Yamalube / Dunlop / Shark Helmets	Yamaha YZF-R15	1:39.796	10 of 13	3.130	.624	120
11	34	Teerin FLEMING (VIC) / bLU cRU Yamaha / FIM Oceania / MA / Ricondi / Yamalube / Dunlop / Shark Helmets	Yamaha YZF-R15	1:40.091	4 of 5	3.425	.295	121
12	7	Sam DRANE (NSW) / bLU cRU Yamaha / FIM Oceania / MA / Ricondi / Yamalube / Dunlop / Shark Helmets	Yamaha YZF-R15	1:40.094	12 of 13	3.428	.003	122
13	48	Valentino KNEZOVIC (NSW) / bLU cRU Yamaha / FIM Oceania / MA / Ricondi / Yamalube / Dunlop / Shark Helmets	Yamaha YZF-R15	1:40.423	8 of 13	3.757	.329	124
14	88	Abbie CAMERON (WA) / bLU cRU Yamaha / FIM Oceania / MA / Ricondi / Yamalube / Dunlop / Shark Helmets	Yamaha YZF-R15	1:41.537	11 of 12	4.871	1.114	119
15	46	William HUNT (NSW) / bLU cRU Yamaha / FIM Oceania / MA / Ricondi / Yamalube / Dunlop / Shark Helmets	Yamaha YZF-R15	1:41.938	12 of 13	5.272	.401	121
16	18	Elijah ANDREW (NSW) / bLU cRU Yamaha / FIM Oceania / MA / Ricondi / Yamalube / Dunlop / Shark Helmets	Yamaha YZF-R15	1:42.916	4 of 13	6.250	.978	120
17	27	Toby JAMES (VIC) / bLU cRU Yamaha / FIM Oceania / MA / Ricondi / Yamalube / Dunlop / Shark Helmets	Yamaha YZF-R15	1:43.259	10 of 13	6.593	.343	118
18	99	Nixon FROST (VIC) / bLU cRU Yamaha / FIM Oceania / MA / Ricondi / Yamalube / Dunlop / Shark Helmets	Yamaha YZF-R15	1:44.385	11 of 13	7.719	1.126	120
19	43	John PELGRAVE (QLD) / bLU cRU Yamaha / FIM Oceania / MA / Ricondi / Yamalube / Dunlop / Shark Helmets	Yamaha YZF-R15	1:46.079	10 of 12	9.413	1.694	120

New qualifying record for OJC class - Previous: 1:36.864 by Harrison WATTS (QLD) on a Yamaha YZF-R15 set on 06/08/22

The results are provisional until the end of the time limit for protests and appeals.


Chief Timekeeper - Scott Lain


Race Director - Tom Williams



www.computime.com.au
COMPUTIME RACE TIMING SYSTEMS PTY LTD





2022 Round 5 : August 5 - 7

Morgan Park Raceway



ASBK.COM.AU f t i y

bLU cRU OCEANIA JUNIOR CUP

Qualifying 2

Date: 06/08/22
 Event: Q08
 Weather: Mostly cloudy - Temp: 18.1C
 Track: Dry - Temp: 28.5C

Started at: 14:00:46
 Laps: 20 Min
 Starters: 19
 Printed at: 14:06

PROVISIONAL LAP TIMES

No	Name	Lap 1	Lap 2	Lap 3	Lap 4	Lap 5	Lap 6	Lap 7	Lap 8	Lap 9	Lap 10	Lap 11	Lap 12	Lap 13
7	Sam DRANE (NSW)	2:13.299	1:43.046	1:43.193	1:41.787	1:40.971	1:42.907	1:41.686	1:40.709	1:40.727	1:40.466	1:40.453	1:40.094	2:18.711
13	Marcus HAMOD (NSW)	3:21.170	2:23.035	1:40.780	1:38.832	1:40.390	1:38.235	1:38.171	1:37.787	1:38.508	1:37.611	1:37.617	2:29.409	
14	Harrison WATTS (QLD)	3:19.153	2:25.269	1:47.879	1:39.651	1:41.454	2:07.373	1:57.670	1:38.016	1:37.983	1:38.118	1:37.643	2:14.189	
18	Elijah ANDREW (NSW)	2:01.789	1:44.891	1:45.889	1:42.916	1:44.577	1:44.228	1:43.733	1:56.382	1:45.772	1:43.779	1:44.041	1:43.551	2:53.143
27	Toby JAMES (VIC)	2:02.984	1:46.007	1:45.328	1:43.791	1:43.897	1:44.411	1:43.545	1:43.904	1:43.895	1:43.259	1:43.572	1:43.553	2:32.739
34	Teerin FLEMING (VIC)	2:05.507	1:45.106	1:41.860	1:40.091	1:40.322								
37	Alexander CODEY (NSW)	1:58.450	1:42.936	1:40.383	1:39.480	1:39.909	1:39.912	1:39.838	1:40.346	1:42.198	1:39.709	1:38.278	1:38.673	2:31.459
40	Hunter CORNEY (QLD)	2:00.417	1:41.758	1:40.707	1:40.497	1:40.055	1:39.699	1:39.883	1:39.701	1:40.378	1:40.494	1:38.735	1:38.326	2:24.843
41	Hudson THOMPSON (NSW)	2:07.650	1:43.827	1:38.711	1:38.149	1:37.547	1:37.931	1:37.798	1:39.533	1:42.151	1:38.540	1:37.718	1:37.925	2:31.526
43	John PELGRAVE (QLD)	2:08.187	1:48.071	1:47.843	1:48.296	1:47.308	1:48.295	1:47.442	1:47.068	1:46.358	1:46.079	1:47.625	2:23.269	
46	William HUNT (NSW)	2:11.662	1:44.453	1:44.117	1:44.025	1:43.007	1:44.399	1:42.715	1:43.133	1:43.161	1:42.629	1:41.992	1:41.938	3:02.518
48	Valentino KNEZOVIC (NSW)	1:50.593	1:44.048	1:43.588	1:42.489	1:41.260	1:41.883	1:40.432	1:40.423	1:40.803	1:41.501	1:40.591	1:40.841	2:31.032
61	Ella McCAUSLAND (VIC)	1:48.334	1:40.562	1:40.132	1:40.307	2:14.055	2:25.626	1:40.702	1:39.888	1:40.612	1:39.796	1:40.430	1:40.981	2:33.483
68	Ryan LARKIN (VIC)	1:58.361	1:43.051	1:40.289	1:38.872	1:40.916	1:42.683	1:39.506	1:39.097	1:40.629	1:39.723	1:38.191	1:38.905	2:33.251
72	Levi RUSSO (NSW)	1:43.799	1:39.157	1:38.780	1:38.257	2:03.636	1:45.504	1:37.926	1:37.544	1:44.030	1:38.409	1:37.122	1:36.666	2:35.678
74	Bodie PAIGE (QLD)	2:11.944	1:42.613	1:39.415	1:41.462	1:37.596	1:37.970	1:38.575	1:38.272	1:37.864	1:37.933	1:38.074	1:38.174	2:37.948
80	Cameron RENDE (SA)	2:12.425	1:41.523	1:40.135	1:39.696	1:39.172								
88	Abbie CAMERON (WA)	1:59.997	1:42.251	1:42.848	1:42.252	1:42.432	1:42.476	1:42.085	1:41.830	1:41.641	1:41.596	1:41.537	2:07.048	
99	Nixon FROST (VIC)	2:01.370	1:49.908	1:48.425	1:47.500	1:47.238	1:47.177	1:48.816	1:45.412	1:45.436	1:44.767	1:44.385	1:47.297	2:34.289

The results are provisional until the end of the time limit for protests and appeals.

Scott Lain
 Chief Timekeeper - Scott Lain

Tom Williams
 Race Director - Tom Williams



www.computime.com.au
 COMPUTIME RACE TIMING SYSTEMS PTY LTD





2022 Round 5 : August 5 - 7

Morgan Park Raceway



ASBK.COM.AU f t i y

bLU cRU OCEANIA JUNIOR CUP

Qualifying 2

Date: 06/08/22
 Event: Q08
 Weather: Mostly cloudy - Temp: 18.1C
 Track: Dry - Temp: 28.5C

Started at: 14:00:46
 Laps: 20 Min
 Starters: 19
 Printed at: 14:06

PROVISIONAL SPLIT TIMES

Lap	Split 1	Split 2	Split 3	Lap Time	Spd	Lap	Split 1	Split 2	Split 3	Lap Time	Spd
7 Sam DRANE (NSW) (12th)						2	36.735	35.505	32.651	1:44.891	117
1	1:05.997	35.476	31.826	2:13.299		3	36.418	36.766	32.705	1:45.889	115
2	35.494	35.094	32.458	1:43.046	118	4	35.474	35.147	32.295	1:42.916	117
3	36.039	35.396	31.758	1:43.193	120	5	35.714	35.406	33.457	1:44.577	118
4	35.287	35.092	31.408	1:41.787	119	6	36.158	36.093	31.977	1:44.228	117
5	34.840	34.927	31.204	1:40.971	120	7	34.829	36.725	32.179	1:43.733	120
6	35.711	35.451	31.745	1:42.907	122	8	35.844	46.768	33.770	1:56.382	119
7	34.716	35.160	31.810	1:41.686	122	9	36.364	36.432	32.976	1:45.772	118
8	34.838	34.827	31.044	1:40.709	119	10	36.006	35.570	32.203	1:43.779	119
9	34.753	34.778	31.196	1:40.727	121	11	35.700	35.614	32.727	1:44.041	120
10	34.580	34.750	31.136	1:40.466	122	12	36.240	1:07.311		1:43.551	118
11	34.383	34.943	31.127	1:40.453	121	13				2:53.143 P	
12	34.297	34.737	31.060	1:40.094	121						
13				2:18.711 P							
						27 Toby JAMES (VIC) (17th)					
						1	53.068	36.262	33.654	2:02.984	
						2	37.013	35.976	33.018	1:46.007	114
						3	36.440	36.018	32.870	1:45.328	114
						4	35.703	35.427	32.661	1:43.791	116
						5	35.708	35.498	32.691	1:43.897	115
						6	36.376	35.826	32.209	1:44.411	116
						7	35.652	35.606	32.287	1:43.545	118
						8	35.629	35.754	32.521	1:43.904	116
						9	35.800	35.664	32.431	1:43.895	116
						10	35.760	35.533	31.966	1:43.259	117
						11	35.789	35.649	32.134	1:43.572	117
						12	35.880	35.863	31.810	1:43.553	117
						13				2:32.739 P	
						34 Teerin FLEMING (VIC) (11th)					
						1	48.655	37.377	39.475	2:05.507	
						2	35.690	37.021	32.395	1:45.106	114
						3	35.312	35.361	31.187	1:41.860	117
						4	34.555	34.608	30.928	1:40.091	119
						5	34.624	34.822	30.876	1:40.322	120
						37 Alexander CODEY (NSW) (7th)					
						1	49.588	36.494	32.368	1:58.450	
						2	35.451	35.991	31.494	1:42.936	115
						3	34.814	34.776	30.793	1:40.383	116
						4	34.223	34.052	31.205	1:39.480	119
						5	34.361	34.390	31.158	1:39.909	120
						6	34.613	34.398	30.901	1:39.912	119
						7	34.414	34.376	31.048	1:39.838	120
						8	34.624	34.817	30.905	1:40.346	119
						9	34.009	35.254	32.935	1:42.198	120
						18 Elijah ANDREW (NSW) (16th)					
1	50.541	36.902	34.346	2:01.789							

Scott Lain
 Chief Timekeeper - Scott Lain

Tom Williams
 Race Director - Tom Williams





2022 Round 5 : August 5 - 7

Morgan Park Raceway



ASBK.COM.AU f t i y

bLU cRU OCEANIA JUNIOR CUP

Qualifying 2

Date: 06/08/22
 Event: Q08
 Weather: Mostly cloudy - Temp: 18.1C
 Track: Dry - Temp: 28.5C

Started at: 14:00:46
 Laps: 20 Min
 Starters: 19
 Printed at: 14:06

PROVISIONAL SPLIT TIMES

Lap	Split 1	Split 2	Split 3	Lap Time	Spd	Lap	Split 1	Split 2	Split 3	Lap Time	Spd
10	34.359	34.688	30.662	1:39.709	120	10	36.366	36.466	33.247	1:46.079	119
11	33.903	34.094	30.281	1:38.278	123	11	36.766	1:10.859		1:47.625	118
12	33.902	34.453	30.318	1:38.673	125	12				2:23.269 P	
13				2:31.459 P							

40 Hunter CORNEY (QLD) (8th)

1	50.825	36.361	33.231	2:00.417	
2	35.700	34.914	31.144	1:41.758	119
3	34.737	34.786	31.184	1:40.707	121
4	34.415	34.802	31.280	1:40.497	122
5	34.740	34.513	30.802	1:40.055	121
6	34.629	34.372	30.698	1:39.699	122
7	34.728	34.296	30.859	1:39.883	123
8	34.478	34.489	30.734	1:39.701	122
9	34.437	34.239	31.702	1:40.378	124
10	34.369	35.175	30.950	1:40.494	123
11	34.108	34.052	30.575	1:38.735	126
12	33.718	34.171	30.437	1:38.326	127
13				2:24.843 P	

46 William HUNT (NSW) (15th)

1	1:01.998	36.826	32.838	2:11.662	
2	36.223	35.589	32.641	1:44.453	115
3	35.837	36.643	31.637	1:44.117	119
4	36.560	35.667	31.798	1:44.025	119
5	35.510	35.884	31.613	1:43.007	117
6	36.309	36.226	31.864	1:44.399	118
7	35.354	35.876	31.485	1:42.715	119
8	35.569	36.116	31.448	1:43.133	120
9	35.376	36.212	31.573	1:43.161	119
10	35.368	36.010	31.251	1:42.629	120
11	35.281	35.827	30.884	1:41.992	119
12	35.163	35.736	31.039	1:41.938	121
13				3:02.518 P	

41 Hudson THOMPSON (NSW) (2nd)

1	53.777	40.485	33.388	2:07.650	
2	34.292	36.422	33.113	1:43.827	117
3	34.121	34.123	30.467	1:38.711	120
4	33.793	34.053	30.303	1:38.149	119
5	33.473	33.848	30.226	1:37.547	121
6	33.815	33.825	30.291	1:37.931	121
7	33.703	34.078	30.017	1:37.798	123
8	33.807	35.294	30.432	1:39.533	122
9	33.627	35.970	32.554	1:42.151	124
10	33.929	34.179	30.432	1:38.540	122
11	33.478	33.926	30.314	1:37.718	121
12	33.526	34.162	30.237	1:37.925	122
13				2:31.526 P	

48 Valentino KNEZOVIC (NSW) (13th)

1	42.768	35.635	32.190	1:50.593	
2	35.894	35.708	32.446	1:44.048	116
3	35.949	35.450	32.189	1:43.588	116
4	35.219	35.364	31.906	1:42.489	116
5	34.670	34.846	31.744	1:41.260	119
6	35.038	35.472	31.373	1:41.883	119
7	34.786	34.797	30.849	1:40.432	120
8	34.517	34.988	30.918	1:40.423	120
9	34.586	35.222	30.995	1:40.803	124
10	35.117	35.186	31.198	1:41.501	120
11	34.474	35.060	31.057	1:40.591	118
12	34.467	35.225	31.149	1:40.841	121
13				2:31.032 P	

43 John PELGRAVE (QLD) (19th)

1	54.721	38.540	34.926	2:08.187	
2	37.605	37.134	33.332	1:48.071	115
3	37.240	37.146	33.457	1:47.843	120
4	37.693	36.924	33.679	1:48.296	115
5	36.644	37.110	33.554	1:47.308	119
6	37.343	37.186	33.766	1:48.295	116
7	36.862	37.009	33.571	1:47.442	118
8	36.827	36.749	33.492	1:47.068	117
9	36.603	36.625	33.130	1:46.358	118

61 Ella McCausland (VIC) (10th)

1	42.095	34.872	31.367	1:48.334	
2	35.096	34.430	31.036	1:40.562	114
3	34.803	34.426	30.903	1:40.132	116
4	34.494	34.609	31.204	1:40.307	116
5	34.629	36.168	1:03.258	2:14.055 P	117
6	1:19.282	34.973	31.371	2:25.626	
7	35.103	34.710	30.889	1:40.702	118
8	34.551	34.550	30.787	1:39.888	119
9	34.686	34.956	30.970	1:40.612	119
10	34.375	34.616	30.805	1:39.796	119

Scott Lain
 Chief Timekeeper - Scott Lain

Tom Williams
 Race Director - Tom Williams





2022 Round 5 : August 5 - 7

Morgan Park Raceway



ASBK.COM.AU f t i y

bLU cRU OCEANIA JUNIOR CUP

Qualifying 2


Date: 06/08/22
 Event: Q08
 Weather: Mostly cloudy - Temp: 18.1C
 Track: Dry - Temp: 28.5C

Started at: 14:00:46
 Laps: 20 Min
 Starters: 19
 Printed at: 14:06

PROVISIONAL SPLIT TIMES

Lap	Split 1	Split 2	Split 3	Lap Time	Spd	Lap	Split 1	Split 2	Split 3	Lap Time	Spd
11	34.478	35.056	30.896	1:40.430	119	9	33.862	33.848	30.154	1:37.864	124
12	34.857	1:06.124		1:40.981	120	10	34.215	33.854	29.864	1:37.933	126
13				2:33.483 P		11	34.374	33.725	29.975	1:38.074	126
						12	33.961	34.019	30.194	1:38.174	127
						13				2:37.948 P	
68 Ryan LARKIN (VIC) (6th)						80 Cameron RENDE (SA) (9th)					
1	49.094	36.730	32.537	1:58.361		1	1:06.204	35.222	30.999	2:12.425	
2	35.399	36.297	31.355	1:43.051	117	2	35.152	35.296	31.075	1:41.523	119
3	34.611	34.737	30.941	1:40.289	121	3	35.184	34.543	30.408	1:40.135	119
4	33.975	34.340	30.557	1:38.872	120	4	34.783	34.286	30.627	1:39.696	121
5	33.989	35.224	31.703	1:40.916	121	5	34.190	34.237	30.745	1:39.172	121
6	35.232	36.557	30.894	1:42.683	121	88 Abbie CAMERON (WA) (14th)					
7	34.305	34.535	30.666	1:39.506	124	1	49.564	37.537	32.896	1:59.997	
8	34.274	34.499	30.324	1:39.097	121	2	35.653	35.183	31.415	1:42.251	114
9	33.921	34.745	31.963	1:40.629	125	3	36.084	35.466	31.298	1:42.848	116
10	34.187	34.886	30.650	1:39.723	125	4	35.293	35.298	31.661	1:42.252	116
11	33.761	34.184	30.246	1:38.191	122	5	35.566	35.251	31.615	1:42.432	116
12	33.677	34.812	30.416	1:38.905	123	6	35.715	35.310	31.451	1:42.476	117
13				2:33.251 P		7	35.368	35.288	31.429	1:42.085	119
72 Levi RUSSO (NSW) (1st)						8	35.407	35.094	31.329	1:41.830	117
1	38.132	34.767	30.900	1:43.799		9	35.100	35.166	31.375	1:41.641	119
2	34.397	34.236	30.524	1:39.157	117	10	35.214	35.218	31.164	1:41.596	119
3	34.342	34.016	30.422	1:38.780	119	11	35.132	35.168	31.237	1:41.537	118
4	33.966	33.938	30.353	1:38.257	119	12	36.106	35.380	55.562	2:07.048 P	118
5	45.552	46.081	32.003	2:03.636	121	99 Nixon FROST (VIC) (18th)					
6	37.001	34.459	34.044	1:45.504	118	1	47.632	39.121	34.617	2:01.370	
7	33.794	33.938	30.194	1:37.926	121	2	38.715	37.614	33.579	1:49.908	115
8	33.852	33.818	29.874	1:37.544	121	3	37.571	37.403	33.451	1:48.425	117
9	33.505	33.783	36.742	1:44.030	123	4	37.233	37.060	33.207	1:47.500	117
10	33.775	33.804	30.830	1:38.409	118	5	37.395	37.041	32.802	1:47.238	117
11	33.483	33.663	29.976	1:37.122	122	6	37.233	37.078	32.866	1:47.177	117
12	33.498	33.543	29.625	1:36.666	123	7	38.425	36.983	33.408	1:48.816	118
13				2:35.678 P		8	36.626	36.284	32.502	1:45.412	118
74 Bodie PAIGE (QLD) (3rd)						9	36.469	36.610	32.357	1:45.436	118
1	1:05.634	35.088	31.222	2:11.944		10	36.249	36.302	32.216	1:44.767	119
2	35.368	35.787	31.458	1:42.613	120	11	35.977	35.997	32.411	1:44.385	120
3	34.260	34.234	30.921	1:39.415	121	12	36.188	1:11.109		1:47.297	118
4	35.300	34.072	32.090	1:41.462	120	13				2:34.289 P	
5	33.774	33.681	30.141	1:37.596	120						
6	33.506	33.927	30.537	1:37.970	127						
7	34.170	33.886	30.519	1:38.575	124						
8	33.985	34.061	30.226	1:38.272	122						

The results are provisional until the end of the time limit for protests and appeals.


 Chief Timekeeper - Scott Lain


 Race Director - Tom Williams



www.computime.com.au
 COMPUTIME RACE TIMING SYSTEMS PTY LTD





Round 5 : August 5 - 7 Morgan Park Raceway



ASBK.COM.AU f t i y

bLU cRU OCEANIA JUNIOR CUP Qualifying 2

Date: 06/08/22
Event: Q08
Weather: Mostly cloudy - Temp: 18.1C
Track: Dry - Temp: 28.5C

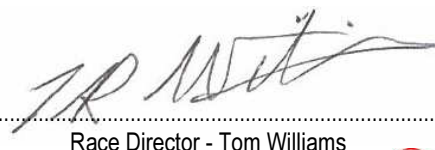
Started at: 14:00:46
Laps: 20 Min
Starters: 19
Printed at: 14:06

PROVISIONAL FASTEST LAPS SEQUENCE

Race Time	No	Name	Machine	Fastest Lap	On Lap
3:22.956	72	Levi RUSSO (NSW)	Yamaha YZF-R15	1:39.157	2
5:01.736	72	Levi RUSSO (NSW)	Yamaha YZF-R15	1:38.780	3
5:30.188	41	Hudson THOMPSON (NSW)	Yamaha YZF-R15	1:38.711	3
6:39.993	72	Levi RUSSO (NSW)	Yamaha YZF-R15	1:38.257	4
7:08.337	41	Hudson THOMPSON (NSW)	Yamaha YZF-R15	1:38.149	4
8:45.884	41	Hudson THOMPSON (NSW)	Yamaha YZF-R15	1:37.547	5
13:44.603	72	Levi RUSSO (NSW)	Yamaha YZF-R15	1:37.544	8
18:44.164	72	Levi RUSSO (NSW)	Yamaha YZF-R15	1:37.122	11
20:20.830	72	Levi RUSSO (NSW)	Yamaha YZF-R15	1:36.666	12

The results are provisional until the end of the time limit for protests and appeals.


Chief Timekeeper - Scott Lain


Race Director - Tom Williams



www.computime.com.au
COMPUTIME RACE TIMING SYSTEMS PTY LTD





Round 5 : August 5 - 7 Morgan Park Raceway



ASBK.COM.AU f t i y

bLU cRU OCEANIA JUNIOR CUP Qualifying 2

Date: 06/08/22
Event: Q08
Weather: Mostly cloudy - Temp: 18.1C
Track: Dry - Temp: 28.5C

Started at: 14:00:46
Laps: 20 Min
Starters: 19
Printed at: 14:06

PROVISIONAL BEST PARTIAL TIMES

Pos	Split 1		Split 2		Split 3		LAP		Ideal	Fastest
	Name	Time	Name	Time	Name	Time	Name	Time		
1	M. HAMOD	33.313	L. RUSSO	33.543	L. RUSSO	29.625	L. RUSSO	1:36.651	1:36.666	
2	H. WATTS	33.412	B. PAIGE	33.681	B. PAIGE	29.864	B. PAIGE	1:37.051	1:37.596	
3	H. THOMPSON	33.473	H. THOMPSON	33.825	H. THOMPSON	30.017	H. THOMPSON	1:37.315	1:37.547	
4	L. RUSSO	33.483	H. WATTS	33.882	M. HAMOD	30.119	H. WATTS	1:37.496	1:37.643	
5	B. PAIGE	33.506	H. CORNEY	34.052	H. WATTS	30.202	M. HAMOD	1:37.552	1:37.611	
6	R. LARKIN	33.677	A. CODEY	34.052	R. LARKIN	30.246	R. LARKIN	1:38.107	1:38.191	
7	H. CORNEY	33.718	M. HAMOD	34.120	A. CODEY	30.281	H. CORNEY	1:38.207	1:38.326	
8	A. CODEY	33.902	R. LARKIN	34.184	C. RENDE	30.408	A. CODEY	1:38.235	1:38.278	
9	C. RENDE	34.190	C. RENDE	34.237	H. CORNEY	30.437	C. RENDE	1:38.835	1:39.172	
10	S. DRANE	34.297	E. McCAUSLAND	34.426	E. McCAUSLAND	30.787	E. McCAUSLA	1:39.588	1:39.796	
11	E. McCAUSLAND	34.375	T. FLEMING	34.608	V. KNEZOVIC	30.849	T. FLEMING	1:40.039	1:40.091	
12	V. KNEZOVIC	34.467	S. DRANE	34.737	T. FLEMING	30.876	S. DRANE	1:40.078	1:40.094	
13	T. FLEMING	34.555	V. KNEZOVIC	34.797	W. HUNT	30.884	V. KNEZOVIC	1:40.113	1:40.423	
14	E. ANDREW	34.829	A. CAMERON	35.094	S. DRANE	31.044	A. CAMERON	1:41.358	1:41.537	
15	A. CAMERON	35.100	E. ANDREW	35.147	A. CAMERON	31.164	W. HUNT	1:41.636	1:41.938	
16	W. HUNT	35.163	T. JAMES	35.427	T. JAMES	31.810	E. ANDREW	1:41.953	1:42.916	
17	T. JAMES	35.629	W. HUNT	35.589	E. ANDREW	31.977	T. JAMES	1:42.866	1:43.259	
18	N. FROST	35.977	N. FROST	35.997	N. FROST	32.216	N. FROST	1:44.190	1:44.385	
19	J. PELGRAVE	36.366	J. PELGRAVE	36.466	J. PELGRAVE	33.130	J. PELGRAVE	1:45.962	1:46.079	

The results are provisional until the end of the time limit for protests and appeals.

Scott Lain
Chief Timekeeper - Scott Lain

Tom Williams
Race Director - Tom Williams



www.computime.com.au
COMPUTIME RACE TIMING SYSTEMS PTY LTD





Round 5 : August 5 - 7 Morgan Park Raceway



ASBK.COM.AU f t i y

bLU cRU OCEANIA JUNIOR CUP Overall Qualifying

PROVISIONAL MERGED CLASSIFICATION

Date: 06/08/22

Printed at: 14:06

Pos	No	Name	Machine	Event Q04	Event Q08	Fastest Lap
1	72	Levi RUSSO (NSW) / bLU cRU Yamaha / FIM Oceania / MA / Ricondi / Yamalube / Dunlop / Shark Helmets	Yamaha YZF-R15	1:39.131	1:36.666	1:36.666
2	14	Harrison WATTS (QLD) / bLU cRU Yamaha / FIM Oceania / MA / Ricondi / Yamalube / Dunlop / Shark Helmets	Yamaha YZF-R15	1:36.864	1:37.643	1:36.864
3	41	Hudson THOMPSON (NSW) / bLU cRU Yamaha / FIM Oceania / MA / Ricondi / Yamalube / Dunlop / Shark Helmets	Yamaha YZF-R15	1:37.728	1:37.547	1:37.547
4	74	Bodie PAIGE (QLD) / bLU cRU Yamaha / FIM Oceania / MA / Ricondi / Yamalube / Dunlop / Shark Helmets	Yamaha YZF-R15	1:37.796	1:37.596	1:37.596
5	13	Marcus HAMOD (NSW) / bLU cRU Yamaha / FIM Oceania / MA / Ricondi / Yamalube / Dunlop / Shark Helmets	Yamaha YZF-R15	1:39.020	1:37.611	1:37.611
6	80	Cameron RENDE (SA) / bLU cRU Yamaha / FIM Oceania / MA / Ricondi / Yamalube / Dunlop / Shark Helmets	Yamaha YZF-R15	1:38.056	1:39.172	1:38.056
7	68	Ryan LARKIN (VIC) / bLU cRU Yamaha / FIM Oceania / MA / Ricondi / Yamalube / Dunlop / Shark Helmets	Yamaha YZF-R15	1:39.239	1:38.191	1:38.191
8	37	Alexander CODEY (NSW) / bLU cRU Yamaha / FIM Oceania / MA / Ricondi / Yamalube / Dunlop / Shark Helmets	Yamaha YZF-R15	1:40.395	1:38.278	1:38.278
9	40	Hunter CORNEY (QLD) / bLU cRU Yamaha / FIM Oceania / MA / Ricondi / Yamalube / Dunlop / Shark Helmets	Yamaha YZF-R15	1:41.098	1:38.326	1:38.326
10	34	Teerin FLEMING (VIC) / bLU cRU Yamaha / FIM Oceania / MA / Ricondi / Yamalube / Dunlop / Shark Helmets	Yamaha YZF-R15	1:39.609	1:40.091	1:39.609
11	61	Ella McCausland (VIC) / bLU cRU Yamaha / FIM Oceania / MA / Ricondi / Yamalube / Dunlop / Shark Helmets	Yamaha YZF-R15	1:40.993	1:39.796	1:39.796
12	7	Sam DRANE (NSW) / bLU cRU Yamaha / FIM Oceania / MA / Ricondi / Yamalube / Dunlop / Shark Helmets	Yamaha YZF-R15	1:41.693	1:40.094	1:40.094
13	48	Valentino KNEZOVIC (NSW) / bLU cRU Yamaha / FIM Oceania / MA / Ricondi / Yamalube / Dunlop / Shark Helmets	Yamaha YZF-R15	1:41.725	1:40.423	1:40.423
14	88	Abbie CAMERON (WA) / bLU cRU Yamaha / FIM Oceania / MA / Ricondi / Yamalube / Dunlop / Shark Helmets	Yamaha YZF-R15	1:42.051	1:41.537	1:41.537
15	46	William HUNT (NSW) / bLU cRU Yamaha / FIM Oceania / MA / Ricondi / Yamalube / Dunlop / Shark Helmets	Yamaha YZF-R15	1:43.587	1:41.938	1:41.938
16	18	Elijah ANDREW (NSW) / bLU cRU Yamaha / FIM Oceania / MA / Ricondi / Yamalube / Dunlop / Shark Helmets	Yamaha YZF-R15	1:42.847	1:42.916	1:42.847
17	27	Toby JAMES (VIC) / bLU cRU Yamaha / FIM Oceania / MA / Ricondi / Yamalube / Dunlop / Shark Helmets	Yamaha YZF-R15	1:43.607	1:43.259	1:43.259
18	99	Nixon FROST (VIC) / bLU cRU Yamaha / FIM Oceania / MA / Ricondi / Yamalube / Dunlop / Shark Helmets	Yamaha YZF-R15	1:47.667	1:44.385	1:44.385
19	43	John PELGRAVE (QLD) / bLU cRU Yamaha / FIM Oceania / MA / Ricondi / Yamalube / Dunlop / Shark Helmets	Yamaha YZF-R15	1:47.589	1:46.079	1:46.079

*** ALL RIDERS QUALIFY ***

The results are provisional until the end of the time limit for protests and appeals.

Chief Timekeeper - Scott Lain

Race Director - Tom Williams



www.computime.com.au
COMPUTIME RACE TIMING SYSTEMS PTY LTD





Round 5 : August 5 - 7 Morgan Park Raceway



ASBK.COM.AU f t i y

bLU cRU OCEANIA GP JUNIOR CUP EVENTS 2, 4, & 9

PROVISIONAL MERGED GRID SHEET

Date: 06/08/22

Printed at: 14:06



1	72	1	L. RUSSO 1:36.666	2	14	H. WATTS 1:36.864	3	41	H. THOMPSON 1:37.547	
2		4	74	B. PAIGE 1:37.596	5	13	M. HAMOD 1:37.611	6	80	C. RENDE 1:38.056
3	68	7	R. LARKIN 1:38.191	8	37	A. CODEY 1:38.278	9	40	H. CORNEY 1:38.326	
4		10	34	T. FLEMING 1:39.609	11	61	E. McCAUSLAND 1:39.796	12	7	S. DRANE 1:40.094
5	48	13	V. KNEZOVIC 1:40.423	14	88	A. CAMERON 1:41.537	15	46	W. HUNT 1:41.938	
6		16	18	E. ANDREW 1:42.847	17	27	T. JAMES 1:43.259	18	99	N. FROST 1:44.385
7	43	19	J. PELGRAVE 1:46.079							

Chief Timekeeper - Scott Lain

Race Director - Tom Williams



www.computime.com.au
COMPUTIME RACE TIMING SYSTEMS PTY LTD





Round 5 : August 5 - 7 Morgan Park Raceway



ASBK.COM.AU f t i y

bLU cRU OCEANIA JUNIOR CUP Qualifying 2


Date: 06/08/22
Event: Q08
Weather: Mostly cloudy - Temp: 18.1C
Track: Dry - Temp: 28.5C

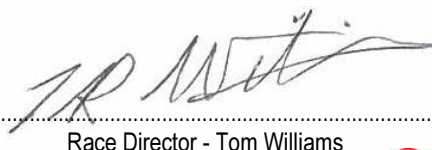
Started at: 14:00:46
Laps: 20 Min
Starters: 19
Printed at: 14:06

PROVISIONAL RACE INFORMATION

Time	Description
13:58:47	Pit exit open in 2:00
14:00:46	Event Start
14:00:48	PIT EXIT OPEN
14:10:28	Riders 80 (Cameron RENDE) and 34 (Teerin FLEMING) CRASHED TURN 1 - RIDERS UP
14:20:50	Chequered Flag
14:25:22	Pit exit open in 2:00
14:25:27	Event Finish

The results are provisional until the end of the time limit for protests and appeals.


.....
Chief Timekeeper - Scott Lain


.....
Race Director - Tom Williams



www.computime.com.au
COMPUTIME RACE TIMING SYSTEMS PTY LTD

