

### DUNLOP AUSTRALIAN SUPERSPORT 300 CHAMPIONSHIP

#### Race 3

Date: 20/11/22  
 Event: R08  
 Weather: Mostly Cloudy - Temp: 14.5C  
 Track: Dry - Temp: 18.7C

Started at: 09:20:29  
 Laps: 8  
 Starters: 22  
 Posted at: 14:13

#### AMENDED CLASSIFICATION

Pos	No	Name	Machine	Laps	Race Time	Behind Leader	Behind Prev	Fastest Lap	On Lap	Top Speed
1	3	Cameron DUNKER (NSW)	Yamaha YZF-R3	8	14:54.181			1:50.604	6	188
2	279	Hayden NELSON (NSW) / Taree M-cycles / Gow Moto / Global Factory Maint. / YRD / PirelliMoto	Yamaha YZF-R3	8	14:56.585	2.404	2.404	1:50.590	6	194
3	51	Sam PEZZETTA (SA) / Unitech Racing / Remo Contractors / SA Profiling / Aus Crush & Recycle / YRD	Yamaha YZF-R3	8	14:57.537	3.356	.952	1:50.575	6	197
4	25	Brodie GAWITH (VIC) / Megacycle Race Team / Ricondi / AGV Helmets / TCX Boots / Peter Stevens	Yamaha YZF-R3	8	15:05.231	11.050	7.694	1:51.386	4	195
5	32	Jai RUSSO (NSW) / Russo Performance / MotoStars / Ricondi / AGV Helmets / TCX Boots	Yamaha YZF-R3	8	15:15.033	20.852	9.802	1:53.096	6	191
6	68	Ryan LARKIN (VIC) / GowMoto / Drysdales Chaff Mill / Academy Graphics	Yamaha YZF-R3	8	15:15.103	20.922	.070	1:52.446	8	192
7	13	Marcus HAMOD (NSW) / Motocity / Favelle Enterprises / Link	Yamaha YZF-R3	8	15:15.148	20.967	.045	1:53.325	5	200
8	222	Lincoln KNIGHT (NSW) / Knights Fencing / Excite Motorsports	Yamaha YZF-R3	8	15:15.157	20.976	.009	1:53.048	8	199
9	80	Cameron RENDE (SA) / Unitech Racing / Remo Contractors / SA Profiling / Aus Crush & Recycle / YRD	Yamaha YZF-R3	8	15:15.302	21.121	.145	1:52.589	2	199
10	45	Jamie PORT (VIC) / Yamaha / Ricondi / Motul / AGV / Pirelli	Yamaha YZF-R3	8	15:22.286	28.105	6.984	1:52.956	6	192
11	30	Stephany KAPILAWI-JAMES (QLD) / Blayney M-cycles / Penrite / WRP Bridgestone / LS2 Helmets / Rawhide Co	Kawasaki Ninja	8	15:22.479	28.298	.193	1:53.014	8	196
12	95	Tara MORRISON (SA) / Fearless Motorcycles / Alpinestars	Kawasaki Ninja	8	15:27.203	33.022	4.724	1:53.291	4	196
13	57	Cooper ROWNTREE (SA) / Anytime Fitness / Baseline Fabrication	Yamaha YZF-R3	8	15:27.315	33.134	.112	1:54.008	6	196
14	2	Luke JHONSTON (VIC) / The Bike Vault Castlemaine / Axle Armor Track Sliders / RBT Services / AGV	Yamaha YZF-R3	8	15:27.317	33.136	.002	1:54.189	6	191
15	72	Levi RUSSO (NSW) / Russo Performance / MotoStars / Ricondi / AGV Helmets / TCX Boots	Yamaha YZF-R3	8	15:29.500	35.319	2.183	1:53.979	8	196
16	39	Glenn NELSON (QLD) / AGV / XXX Rated Race Suspension / ART / Plug A Lug / Dynoverks / Fusport	Yamaha YZF-R3	8	15:31.944	37.763	2.444	1:51.081	3	196
17	87	Brock QUINLAN (SA) / RaceDNA	Kawasaki Ninja	8	15:32.283	38.102	.339	1:54.350	8	195
18	232	Daley MILLS (QLD) / RaceDNA	Kawasaki Ninja	8	15:47.318	53.137	15.035	1:56.766	4	195
19	91	Taiyo AKSU (QLD) / XXX Rated Race Suspension / MMM Motorcycles	Yamaha YZF-R3	8	16:16.314	1:22.133	28.996	1:50.482	7	196
DNF	12	Henry SNELL (QLD) / Megacycle Racing / Ricondi / AGV / TCX / Whitsunday Sands Resort / Pacific Sands	Yamaha YZF-R3	7	13:05.640	2.572		1:50.618	6	194
DNF	26	Cameron SWAIN (QLD) / ProGP Racing Junior Team / Y-drive / Impella / Forcite / GB Racing / Bonamici Racing	Yamaha YZF-R3	7	13:06.273	3.205	.633	1:50.567	6	200
DSQ	20	Casey MIDDLETON (QLD) / RaceDNA	Kawasaki Ninja	8	15:15.036	20.855		1:52.175	2	197

Fastest Lap was 1:50.482 by Taiyo AKSU (QLD)

Current race lap record for SS300 class - 1:47.182 by Luke JHONSTON (VIC) on a Kawasaki Ninja 400 set on 29/02/20

\*\*\* POST RACE AMENDMENT : No. 20 (C. MIDDLETON) disqualified for machine eligibility issue \*\*\*

The results are provisional until the end of the time limit for protests and appeals.

Chief Timekeeper - Scott Lang

Race Director - Tom Williams



### DUNLOP AUSTRALIAN SUPERSPORT 300 CHAMPIONSHIP

#### Race 3

Date: 20/11/22  
 Event: R08  
 Weather: Mostly Cloudy - Temp: 14.5C  
 Track: Dry - Temp: 18.7C


Started at: 09:20:29  
 Laps: 8  
 Starters: 22  
 Posted at: 14:13


#### AMENDED LAP TIMES

No	Name	Lap 1	Lap 2	Lap 3	Lap 4	Lap 5	Lap 6	Lap 7	Lap 8
2	Luke JHONSTON (VIC)	2:02.652	1:55.486	1:55.355	1:55.217	1:54.921	<b>1:54.189</b>	1:54.518	1:54.979
3	Cameron DUNKER (NSW)	1:57.914	1:51.081	1:50.696	1:50.824	1:50.765	<b>1:50.604</b>	1:51.184	1:51.113
12	Henry SNELL (QLD)	1:58.355	1:51.005	1:50.914	1:51.839	1:51.067	<b>1:50.618</b>	1:51.842	
13	Marcus HAMOD (NSW)	2:00.258	1:53.836	1:53.630	1:53.834	<b>1:53.325</b>	1:53.453	1:53.435	1:53.377
20	Casey MIDDLETON (QLD)	2:02.178	<b>1:52.175</b>	1:53.247	1:53.856	1:53.439	1:53.090	1:54.408	1:52.643
25	Brodie GAWITH (VIC)	1:59.437	1:51.590	1:51.416	<b>1:51.386</b>	1:52.232	1:51.835	1:53.299	1:54.036
26	Cameron SWAIN (QLD)	1:59.328	1:51.491	1:51.250	1:51.715	1:51.153	<b>1:50.567</b>	1:50.769	
30	Stephany KAPILAWI-JAMES (QLD)	2:03.445	1:54.620	1:54.555	1:54.017	1:54.718	1:54.279	1:53.831	<b>1:53.014</b>
32	Jai RUSSO (NSW)	2:00.599	1:53.423	1:53.580	1:53.754	1:53.539	<b>1:53.096</b>	1:53.765	1:53.277
39	Glenn NELSON (QLD)	1:58.918	1:52.386	<b>1:51.081</b>	1:51.298	1:52.155	2:15.806	1:55.621	1:54.679
45	Jamie PORT (VIC)	2:04.661	1:56.652	1:53.651	1:53.568	1:54.122	<b>1:52.956</b>	1:53.332	1:53.344
51	Sam PEZZETTA (SA)	1:59.003	1:51.657	1:51.373	1:51.553	1:52.020	<b>1:50.575</b>	1:50.667	1:50.689
57	Cooper ROWNTREE (SA)	2:02.566	1:55.268	1:55.610	1:55.008	1:55.308	<b>1:54.008</b>	1:54.684	1:54.863
68	Ryan LARKIN (VIC)	2:00.610	1:53.449	1:54.102	1:53.686	1:53.171	1:53.938	1:53.701	<b>1:52.446</b>
72	Levi RUSSO (NSW)	2:04.566	1:57.216	1:55.214	1:54.770	1:55.289	1:54.205	1:54.261	<b>1:53.979</b>
80	Cameron RENDE (SA)	2:01.875	<b>1:52.589</b>	1:53.775	1:53.181	1:53.652	1:53.063	1:54.500	1:52.667
87	Brock QUINLAN (SA)	2:04.700	1:57.286	1:55.069	1:54.998	1:55.281	1:55.581	1:55.018	<b>1:54.350</b>
91	Taiyo AKSU (QLD)	1:58.886	1:52.540	1:50.801	1:51.358	1:51.080	1:50.819	<b>1:50.482</b>	3:10.348
95	Tara MORRISON (SA)	2:04.551	1:55.922	1:54.981	<b>1:53.291</b>	1:54.852	1:54.166	1:54.458	1:54.982
222	Lincoln KNIGHT (NSW)	2:00.848	1:53.342	1:53.482	1:53.795	1:53.622	1:53.163	1:53.857	<b>1:53.048</b>
232	Daley MILLS (QLD)	2:06.125	1:57.546	1:57.192	<b>1:56.766</b>	1:56.919	1:56.822	1:57.031	1:58.917
279	Hayden NELSON (NSW)	1:58.347	1:50.996	1:50.945	1:51.824	1:51.105	<b>1:50.590</b>	1:51.871	1:50.907

\*\*\* POST RACE AMENDMENT : No. 20 (C. MIDDLETON) disqualified for machine eligibility issue \*\*\*

The results are provisional until the end of the time limit for protests and appeals.

  
 Chief Timekeeper - Scott Lang

  
 Race Director - Tom Williams



### DUNLOP AUSTRALIAN SUPERSPORT 300 CHAMPIONSHIP

#### Race 3

Date: 20/11/22  
 Event: R08  
 Weather: Mostly Cloudy - Temp: 14.5C  
 Track: Dry - Temp: 18.7C

Started at: 09:20:29  
 Laps: 8  
 Starters: 22  
 Posted at: 14:13

#### AMENDED SPLIT TIMES

Lap	Split 1	Split 2	Split 3	Split 4	Lap Time	Spd	Lap	Split 1	Split 2	Split 3	Split 4	Lap Time	Spd
<b>2 Luke JHONSTON (VIC) (14th)</b>							3	27.070	32.593	22.262	31.322	1:53.247	197
1	34.697	33.562	22.174	32.219	2:02.652	156	4	27.438	32.601	22.080	31.737	1:53.856	187
2	27.488	33.255	22.612	32.131	1:55.486	191	5	27.080	32.579	22.198	31.582	1:53.439	195
3	27.302	33.549	22.432	32.072	1:55.355	191	6	27.132	<b>32.417</b>	22.048	31.493	1:53.090	190
4	27.170	33.319	22.842	31.886	1:55.217	188	7	27.310	32.489	22.366	32.243	1:54.408	189
5	27.500	<b>32.991</b>	22.535	31.895	1:54.921	191	8	26.778	32.938	<b>21.923</b>	31.004	1:52.643	196
6	<b>26.951</b>	33.169	<b>22.332</b>	<b>31.737</b>	<b>1:54.189</b>	191	<b>25 Brodie GAWITH (VIC) (4th)</b>						
7	27.217	33.040	22.362	31.899	1:54.518	191	1	33.637	32.961	21.851	30.988	1:59.437	151
8	27.004	33.678	22.423	31.874	1:54.979	190	2	26.610	<b>32.149</b>	21.755	31.076	1:51.590	195
<b>3 Cameron DUNKER (NSW) (1st)</b>							3	26.412	32.660	21.865	<b>30.479</b>	1:51.416	193
1	32.826	32.281	21.930	30.877	1:57.914	153	4	26.335	32.534	<b>21.744</b>	30.773	<b>1:51.386</b>	194
2	26.352	32.082	21.683	30.964	1:51.081	188	5	26.737	32.403	22.400	30.692	1:52.232	194
3	<b>26.215</b>	32.002	21.624	30.855	1:50.696	187	6	<b>26.252</b>	32.543	21.896	31.144	1:51.835	195
4	26.272	32.126	<b>21.556</b>	30.870	1:50.824	188	7	26.599	32.704	22.353	31.643	1:53.299	187
5	26.399	<b>31.970</b>	21.728	<b>30.668</b>	1:50.765	187	8	26.909	32.712	22.469	31.946	1:54.036	183
6	26.263	31.993	21.674	30.674	<b>1:50.604</b>	188	<b>26 Cameron SWAIN (QLD) (DNF)</b>						
7	26.470	32.133	21.697	30.884	1:51.184	188	1	33.906	32.961	21.308	31.153	1:59.328	151
8	26.454	32.168	21.684	30.807	1:51.113	188	2	26.570	32.178	<b>21.700</b>	31.043	1:51.491	200
<b>12 Henry SNELL (QLD) (DNF)</b>							3	26.167	32.139	21.797	31.147	1:51.250	195
1	32.690	32.893	21.899	30.873	1:58.355	151	4	<b>26.160</b>	32.496	21.973	31.086	1:51.715	197
2	26.281	32.516	21.509	30.699	1:51.005	194	5	26.439	<b>31.929</b>	21.838	30.947	1:51.153	198
3	<b>26.091</b>	32.100	21.840	30.883	1:50.914	194	6	26.257	32.009	21.875	<b>30.426</b>	<b>1:50.567</b>	197
4	26.535	32.267	21.939	31.098	1:51.839	183	7	26.181	32.081	21.804	30.703	1:50.769	193
5	26.470	32.339	21.592	<b>30.666</b>	1:51.067	189	<b>30 Stephany KAPILAWI-JAMES (QLD) (11th)</b>						
6	26.440	<b>31.896</b>	<b>21.435</b>	30.847	<b>1:50.618</b>	190	1	34.985	34.016	22.190	32.254	2:03.445	159
7	26.695	32.245	21.754	31.148	1:51.842	186	2	26.860	33.260	22.600	31.900	1:54.620	195
<b>13 Marcus HAMOD (NSW) (7th)</b>							3	26.860	33.045	22.532	32.118	1:54.555	196
1	34.209	32.892	21.880	31.277	2:00.258	157	4	27.161	<b>32.916</b>	22.535	31.585	1:54.017	188
2	27.101	32.689	22.295	31.751	1:53.836	188	5	27.120	33.161	22.688	31.749	1:54.718	188
3	27.413	33.266	<b>21.775</b>	<b>31.176</b>	1:53.630	191	6	26.988	33.084	22.460	31.747	1:54.279	188
4	<b>26.651</b>	32.939	22.421	31.823	1:53.834	195	7	26.979	32.937	22.407	31.508	1:53.831	190
5	27.231	32.582	21.991	31.521	<b>1:53.325</b>	193	8	<b>26.750</b>	32.951	<b>22.206</b>	<b>31.107</b>	<b>1:53.014</b>	192
6	27.289	32.598	21.834	31.732	1:53.453	189	<b>32 Jai RUSSO (NSW) (5th)</b>						
7	27.163	<b>32.068</b>	22.575	31.629	1:53.435	200	1	34.021	33.611	21.765	31.202	2:00.599	156
8	26.862	32.496	22.414	31.605	1:53.377	190	2	27.120	<b>32.683</b>	22.014	31.606	1:53.423	190
<b>20 Casey MIDDLETON (QLD) (DSQ)</b>							3	27.103	32.820	22.144	31.513	1:53.580	190
1	35.042	33.367	22.263	31.506	2:02.178	159	4	27.106	32.848	22.304	31.496	1:53.754	188
2	<b>26.767</b>	32.500	22.016	<b>30.892</b>	<b>1:52.175</b>	196	5	27.046	33.299	21.792	31.402	1:53.539	191

*Scott Lang*  
 Chief Timekeeper - Scott Lang

*Tom Williams*  
 Race Director - Tom Williams



### DUNLOP AUSTRALIAN SUPERSPORT 300 CHAMPIONSHIP

#### Race 3

Date: 20/11/22  
 Event: R08  
 Weather: Mostly Cloudy - Temp: 14.5C  
 Track: Dry - Temp: 18.7C

Started at: 09:20:29  
 Laps: 8  
 Starters: 22  
 Posted at: 14:13

#### AMENDED SPLIT TIMES

Lap	Split 1	Split 2	Split 3	Split 4	Lap Time	Spd	Lap	Split 1	Split 2	Split 3	Split 4	Lap Time	Spd
6	<b>27.013</b>	32.741	21.812	31.530	<b>1:53.096</b>	191	8	27.448	33.996	22.231	<b>31.188</b>	1:54.863	191
7	27.471	32.888	<b>21.770</b>	31.636	1:53.765	187							
8	27.097	32.812	21.988	<b>31.380</b>	1:53.277	190	<b>68 Ryan LARKIN (VIC) (6th)</b>						
							1	33.839	33.556	21.952	31.263	2:00.610	151
<b>39 Glenn NELSON (QLD) (16th)</b>							2	27.437	<b>32.725</b>	21.830	31.457	1:53.449	191
1	33.804	32.583	21.666	30.865	1:58.918	157	3	27.516	33.050	21.857	31.679	1:54.102	189
2	26.959	32.446	<b>21.579</b>	31.402	1:52.386	193	4	27.334	33.004	21.746	31.602	1:53.686	192
3	<b>26.282</b>	32.420	21.735	<b>30.644</b>	<b>1:51.081</b>	196	5	27.095	32.984	<b>21.711</b>	31.381	1:53.171	190
4	26.525	32.314	21.586	30.873	1:51.298	196	6	27.371	33.077	22.496	30.994	1:53.938	190
5	26.659	32.396	22.372	30.728	1:52.155	191	7	26.743	32.885	21.957	32.116	1:53.701	191
6	26.388	<b>32.280</b>	22.100	55.038	2:15.806	195	8	<b>26.711</b>	33.111	21.932	<b>30.692</b>	<b>1:52.446</b>	191
7	27.661	33.506	22.613	31.841	1:55.621	179							
8	27.441	33.051	22.396	31.791	1:54.679	183	<b>72 Levi RUSSO (NSW) (15th)</b>						
							1	35.140	34.382	22.424	32.620	2:04.566	158
<b>45 Jamie PORT (VIC) (10th)</b>							2	28.071	33.909	22.389	32.847	1:57.216	196
1	35.487	34.290	22.309	32.575	2:04.661	160	3	27.533	33.149	22.395	32.137	1:55.214	190
2	27.827	33.365	22.594	32.866	1:56.652	184	4	27.346	33.085	22.499	31.840	1:54.770	189
3	27.100	32.749	22.421	31.381	1:53.651	188	5	27.476	33.236	22.609	31.968	1:55.289	189
4	26.831	32.746	22.463	31.528	1:53.568	188	6	27.263	<b>32.871</b>	22.430	31.641	1:54.205	189
5	27.033	33.137	22.680	31.272	1:54.122	192	7	27.349	32.930	22.332	31.650	1:54.261	188
6	<b>26.724</b>	32.732	<b>22.273</b>	<b>31.227</b>	<b>1:52.956</b>	188	8	<b>27.210</b>	33.076	<b>22.263</b>	<b>31.430</b>	<b>1:53.979</b>	188
7	26.794	<b>32.730</b>	22.547	31.261	1:53.332	190							
8	26.765	32.782	22.458	31.339	1:53.344	188	<b>80 Cameron RENDE (SA) (9th)</b>						
							1	34.790	33.546	22.158	31.381	2:01.875	162
<b>51 Sam PEZZETTA (SA) (3rd)</b>							2	26.836	32.909	<b>21.615</b>	31.229	<b>1:52.589</b>	194
1	33.511	32.752	21.742	30.998	1:59.003	151	3	27.499	<b>32.577</b>	22.188	31.511	1:53.775	199
2	26.423	32.423	21.755	31.056	1:51.657	197	4	27.102	32.749	21.972	31.358	1:53.181	196
3	26.628	32.321	21.802	30.622	1:51.373	187	5	27.292	33.361	21.783	31.216	1:53.652	190
4	26.481	32.544	21.856	30.672	1:51.553	191	6	27.209	32.690	21.744	31.420	1:53.063	190
5	26.513	32.603	22.295	30.609	1:52.020	191	7	27.029	33.022	22.164	32.285	1:54.500	195
6	26.349	<b>32.072</b>	21.687	<b>30.467</b>	<b>1:50.575</b>	193	8	<b>26.774</b>	33.006	21.941	<b>30.946</b>	1:52.667	199
7	26.268	32.102	<b>21.530</b>	30.767	1:50.667	194							
8	<b>26.016</b>	32.118	21.750	30.805	1:50.689	194	<b>87 Brock QUINLAN (SA) (17th)</b>						
							1	36.038	34.331	22.591	31.740	2:04.700	161
<b>57 Cooper ROWNTREE (SA) (13th)</b>							2	27.706	33.801	22.907	32.872	1:57.286	195
1	35.380	33.572	22.069	31.545	2:02.566	162	3	27.225	33.517	22.492	31.835	1:55.069	195
2	27.301	33.685	22.362	31.920	1:55.268	196	4	27.630	33.437	22.558	<b>31.373</b>	1:54.998	189
3	28.013	33.770	22.278	31.549	1:55.610	186	5	27.564	33.213	22.793	31.711	1:55.281	195
4	27.484	33.257	22.534	31.733	1:55.008	187	6	27.363	<b>33.019</b>	22.570	32.629	1:55.581	194
5	27.970	33.494	<b>22.127</b>	31.717	1:55.308	188	7	<b>26.933</b>	33.254	22.561	32.270	1:55.018	190
6	<b>26.981</b>	<b>33.169</b>	22.371	31.487	<b>1:54.008</b>	193	8	27.037	33.282	<b>22.468</b>	31.563	<b>1:54.350</b>	189
7	27.553	33.184	22.247	31.700	1:54.684	193							

*Scott Lang*  
 Chief Timekeeper - Scott Lang

*Tom Williams*  
 Race Director - Tom Williams



### DUNLOP AUSTRALIAN SUPERSPORT 300 CHAMPIONSHIP

#### Race 3

Date: 20/11/22  
 Event: R08  
 Weather: Mostly Cloudy - Temp: 14.5C  
 Track: Dry - Temp: 18.7C


Started at: 09:20:29  
 Laps: 8  
 Starters: 22  
 Posted at: 14:13

#### AMENDED SPLIT TIMES

Lap	Split 1	Split 2	Split 3	Split 4	Lap Time	Spd	Lap	Split 1	Split 2	Split 3	Split 4	Lap Time	Spd
<b>91 Taiyo AKSU (QLD) (19th)</b>							6	27.375	<b>32.712</b>	<b>21.716</b>	31.360	1:53.163	193
1	33.400	32.634	21.760	31.092	1:58.886	150	7	27.319	32.894	21.986	31.658	1:53.857	196
2	26.915	32.686	21.700	31.239	1:52.540	193	8	<b>26.824</b>	32.903	21.957	31.364	<b>1:53.048</b>	198
3	26.363	32.098	21.776	30.564	1:50.801	196	<b>232 Daley MILLS (QLD) (18th)</b>						
4	26.405	32.289	21.737	30.927	1:51.358	195	1	36.101	34.560	22.962	32.502	2:06.125	161
5	26.367	32.370	21.530	30.813	1:51.080	191	2	<b>27.653</b>	33.829	23.213	32.851	1:57.546	195
6	26.441	32.240	21.623	<b>30.515</b>	1:50.819	190	3	27.735	33.479	22.806	33.172	1:57.192	189
7	26.495	<b>32.006</b>	<b>21.448</b>	30.533	<b>1:50.482</b>	192	4	27.754	33.522	22.821	32.669	<b>1:56.766</b>	187
8	<b>26.320</b>	1:40.102	26.803	37.123	3:10.348	195	5	27.804	33.471	22.866	32.778	1:56.919	189
<b>95 Tara MORRISON (SA) (12th)</b>							6	27.742	33.570	22.877	32.633	1:56.822	188
1	35.758	34.365	22.047	32.381	2:04.551	164	7	28.073	<b>33.424</b>	<b>22.769</b>	32.765	1:57.031	188
2	27.498	33.668	22.554	32.202	1:55.922	195	8	28.184	35.079	23.107	<b>32.547</b>	1:58.917	187
3	27.731	33.415	22.114	31.721	1:54.981	193	<b>279 Hayden NELSON (NSW) (2nd)</b>						
4	<b>27.023</b>	<b>32.937</b>	<b>21.970</b>	31.361	<b>1:53.291</b>	195	1	33.115	32.665	21.532	31.035	1:58.347	151
5	27.293	33.330	22.296	31.933	1:54.852	196	2	26.379	32.012	21.664	30.941	1:50.996	194
6	27.417	33.047	22.483	<b>31.219</b>	1:54.166	196	3	26.295	32.015	21.828	30.807	1:50.945	193
7	27.046	33.378	22.381	31.653	1:54.458	195	4	26.345	32.506	21.883	31.090	1:51.824	186
8	27.258	33.792	22.575	31.357	1:54.982	194	5	26.529	31.926	21.849	30.801	1:51.105	189
<b>222 Lincoln KNIGHT (NSW) (8th)</b>							6	<b>26.135</b>	<b>31.809</b>	21.946	<b>30.700</b>	<b>1:50.590</b>	191
1	34.161	33.606	21.884	31.197	2:00.848	160	7	26.476	32.567	<b>21.519</b>	31.309	1:51.871	186
2	27.056	33.157	21.780	31.349	1:53.342	199	8	26.202	31.878	21.786	31.041	1:50.907	193
3	27.044	33.016	22.139	31.283	1:53.482	193							
4	27.266	33.350	21.860	31.319	1:53.795	193							
5	27.550	33.221	21.846	<b>31.005</b>	1:53.622	190							

\*\*\* POST RACE AMENDMENT : No. 20 (C. MIDDLETON) disqualified for machine eligibility issue \*\*\*

The results are provisional until the end of the time limit for protests and appeals.



Chief Timekeeper - Scott Lang



Race Director - Tom Williams





**ASBK Round 6**  
**World SBK**  
**Phillip Island GP Circuit**  
**18 - 20 November**



**GRAND RIDGE  
 BREWERY**  
 AUSTRALIAN ROUND

**DUNLOP AUSTRALIAN SUPERSPORT 300 CHAMPIONSHIP**

**Race 3**

Date: 20/11/22  
 Event: R08  
 Weather: Mostly Cloudy - Temp: 14.5C  
 Track: Dry - Temp: 18.7C

Started at: 09:20:29  
 Laps: 8  
 Starters: 22  
 Posted at: 14:13

**AMENDED FASTEST LAPS SEQUENCE**

Lap	Race Pos	No	Name	Machine	Fastest Lap	On Lap
1	1	3	Cameron DUNKER (NSW)	Yamaha YZF-R3	1:57.914	1
2	1	3	Cameron DUNKER (NSW)	Yamaha YZF-R3	1:51.081	2
2	2	279	Hayden NELSON (NSW)	Yamaha YZF-R3	1:50.996	2
3	1	3	Cameron DUNKER (NSW)	Yamaha YZF-R3	1:50.696	3
6	1	3	Cameron DUNKER (NSW)	Yamaha YZF-R3	1:50.604	6
6	3	279	Hayden NELSON (NSW)	Yamaha YZF-R3	1:50.590	6
6	5	26	Cameron SWAIN (QLD)	Yamaha YZF-R3	1:50.567	6
7	4	91	Taiyo AKSU (QLD)	Yamaha YZF-R3	1:50.482	7

\*\*\* POST RACE AMENDMENT : No. 20 (C. MIDDLETON) disqualified for machine eligibility issue \*\*\*

The results are provisional until the end of the time limit for protests and appeals.

*Scott Lang*  
 Chief Timekeeper - Scott Lang

*Tom Williams*  
 Race Director - Tom Williams



### DUNLOP AUSTRALIAN SUPERSPORT 300 CHAMPIONSHIP

#### Race 3

Date: 20/11/22  
 Event: R08  
 Weather: Mostly Cloudy - Temp: 14.5C  
 Track: Dry - Temp: 18.7C


Started at: 09:20:29  
 Laps: 8  
 Starters: 22  
 Posted at: 14:13

#### AMENDED LAP SHEET

No	Lap Time	Gap	No	Lap Time	Gap	No	Lap Time	Gap	No	Lap Time	Gap	No	Lap Time	Gap
<b>Lap 1</b>			57	1:55.268	8.839	26	1:51.715	3.269	<b>Lap 6</b>			30	1:53.831	26.397
3	1:57.914		30	1:54.620	9.070	25	1:51.386	3.314	<b>Lap 7</b>			95	1:54.458	29.153
279	1:58.347	.433	2	1:55.486	9.143	32	1:53.754	10.841	3	1:50.604		2	1:54.518	29.270
12	1:58.355	.441	95	1:55.922	11.478	80	1:53.181	10.905	12	1:50.618	1.914	57	1:54.684	29.384
91	1:58.886	.972	45	1:56.652	12.318	20	1:53.856	10.941	279	1:50.590	1.923	72	1:54.261	32.453
39	1:58.918	1.004	72	1:57.216	12.787	222	1:53.795	10.952	91	1:50.819	3.600	39	1:55.621	34.197
51	1:59.003	1.089	87	1:57.286	12.991	13	1:53.834	11.043	26	1:50.567	3.620	87	1:55.018	34.865
26	1:59.328	1.414	232	1:57.546	14.676	68	1:53.686	11.332	51	1:50.575	4.297	232	1:57.031	45.333
25	1:59.437	1.523	<b>Lap 3</b>			30	1:54.017	16.122	25	1:51.835	6.012	<b>Lap 8</b>		
13	2:00.258	2.344	3	1:50.696		57	1:55.008	17.937	20	1:53.090	16.101	3	1:51.113	
32	2:00.599	2.685	12	1:50.914	.583	45	1:53.568	18.017	32	1:53.096	16.107	279	1:50.907	2.404
68	2:00.610	2.696	279	1:50.945	.597	2	1:55.217	18.195	80	1:53.063	16.251	51	1:50.689	3.356
222	2:00.848	2.934	51	1:51.373	2.342	95	1:53.291	18.230	222	1:53.163	16.368	25	1:54.036	11.050
80	2:01.875	3.961	26	1:51.250	2.378	72	1:54.770	21.251	13	1:53.453	16.452	32	1:53.277	20.852
20	2:02.178	4.264	91	1:50.801	2.536	87	1:54.998	21.538	68	1:53.938	17.072	20	1:52.643	20.855
57	2:02.566	4.652	39	1:51.081	2.694	232	1:56.766	27.114	45	1:52.956	23.726	68	1:52.446	20.922
2	2:02.652	4.738	25	1:51.416	2.752	<b>Lap 5</b>			30	1:54.279	23.750	13	1:53.377	20.967
30	2:03.445	5.531	20	1:53.247	7.909	3	1:50.765		95	1:54.166	25.879	222	1:53.048	20.976
95	2:04.551	6.637	32	1:53.580	7.911	12	1:51.067	1.900	57	1:54.008	25.884	80	1:52.667	21.121
72	2:04.566	6.652	222	1:53.482	7.981	279	1:51.105	1.937	2	1:54.189	25.936	45	1:53.344	28.105
45	2:04.661	6.747	13	1:53.630	8.033	91	1:51.080	3.385	72	1:54.205	29.376	30	1:53.014	28.298
87	2:04.700	6.786	68	1:54.102	8.470	26	1:51.153	3.657	39	2:15.806	29.760	95	1:54.982	33.022
232	2:06.125	8.211	80	1:53.775	8.548	51	1:52.020	4.326	87	1:55.581	31.031	57	1:54.863	33.134
<b>Lap 2</b>			30	1:54.555	12.929	39	1:52.155	4.558	232	1:56.822	39.486	2	1:54.979	33.136
3	1:51.081		57	1:55.610	13.753	25	1:52.232	4.781	<b>Lap 7</b>			72	1:53.979	35.319
279	1:50.996	.348	2	1:55.355	13.802	13	1:53.325	13.603	3	1:51.184		39	1:54.679	37.763
12	1:51.005	.365	45	1:53.651	15.273	20	1:53.439	13.615	12	1:51.842	2.572	87	1:54.350	38.102
51	1:51.657	1.665	95	1:54.981	15.763	32	1:53.539	13.615	279	1:51.871	2.610	232	1:58.917	53.137
26	1:51.491	1.824	72	1:55.214	17.305	68	1:53.171	13.738	91	1:50.482	2.898	91	3:10.348	1:22.133
25	1:51.590	2.032	87	1:55.069	17.364	80	1:53.652	13.792	26	1:50.769	3.205			
39	1:52.386	2.309	232	1:57.192	21.172	222	1:53.622	13.809	51	1:50.667	3.780			
91	1:52.540	2.431	<b>Lap 4</b>			30	1:54.718	20.075	25	1:53.299	8.127			
32	1:53.423	5.027	3	1:50.824		45	1:54.122	21.374	32	1:53.765	18.688			
68	1:53.449	5.064	279	1:51.824	1.597	95	1:54.852	22.317	13	1:53.435	18.703			
13	1:53.836	5.099	12	1:51.839	1.598	2	1:54.921	22.351	222	1:53.857	19.041			
222	1:53.342	5.195	91	1:51.358	3.070	57	1:55.308	22.480	20	1:54.408	19.325			
20	1:52.175	5.358	51	1:51.553	3.071	72	1:55.289	25.775	80	1:54.500	19.567			
80	1:52.589	5.469	39	1:51.298	3.168	87	1:55.281	26.054	68	1:53.701	19.589			
						232	1:56.919	33.268	45	1:53.332	25.874			

\*\*\* POST RACE AMENDMENT : No. 20 (C. MIDDLETON) disqualified for machine eligibility issue \*\*\*

The results are provisional until the end of the time limit for protests and appeals.

  
 Chief Timekeeper - Scott Lang

  
 Race Director - Tom Williams



### DUNLOP AUSTRALIAN SUPERSPORT 300 CHAMPIONSHIP

#### Race 3

Date: 20/11/22  
 Event: R08  
 Weather: Mostly Cloudy - Temp: 14.5C  
 Track: Dry - Temp: 18.7C


Started at: 09:20:29  
 Laps: 8  
 Starters: 22  
 Posted at: 14:13

### AMENDED LAP CHART


Name	Grid	1	2	3	4	5	6	7	8	Name
T. AKSU	91	2	3	3	3	3	3	3	3	C. DUNKER
H. SNELL	12	279	279	12	279	12	12	12	279	H. NELSON
H. NELSON	279	12	12	279	12	279	279	279	51	S. PEZZETTA
C. DUNKER	3	91	51	51	91	91	91	91	25	B. GAWITH
B. GAWITH	25	39	26	26	51	26	26	26	32	J. RUSSO
S. PEZZETTA	51	51	25	91	39	51	51	51	20	C. MIDDLETON
C. SWAIN	26	26	39	39	26	39	25	25	68	R. LARKIN
R. LARKIN	68	25	91	25	25	25	20	32	13	M. HAMOD
P. NERLICH	97	13	32	20	32	13	32	13	222	L. KNIGHT
J. RUSSO	32	32	68	32	80	20	80	222	80	C. RENDE
G. NELSON	39	68	13	222	20	32	222	20	45	J. PORT
L. KNIGHT	222	222	222	13	222	68	13	80	30	S. KAPILAWI-JAMES
M. HAMOD	13	80	20	68	13	80	68	68	95	T. MORRISON
L. JHONSTON	2	20	80	80	68	222	45	45	57	C. ROWNTREE
L. RUSSO	72	57	57	30	30	30	30	30	2	L. JHONSTON
S. KAPILAWI-JAMES	30	2	30	57	57	45	95	95	72	L. RUSSO
C. MIDDLETON	20	30	2	2	45	95	57	2	39	G. NELSON
C. ROWNTREE	57	95	95	45	2	2	2	57	87	B. QUINLAN
C. RENDE	80	72	45	95	95	57	72	72	232	D. MILLS
J. PORT	45	45	72	72	72	72	39	39	91	T. AKSU
B. QUINLAN	87	87	87	87	87	87	87	87		
D. MILLS	232	232	232	232	232	232	232	232		
T. MORRISON	95									
L. BROWN	355									L. BROWN

\*\*\* POST RACE AMENDMENT : No. 20 (C. MIDDLETON) disqualified for machine eligibility issue \*\*\*

The results are provisional until the end of the time limit for protests and appeals.



Chief Timekeeper - Scott Lang



Race Director - Tom Williams





### DUNLOP AUSTRALIAN SUPERSPORT 300 CHAMPIONSHIP

#### Race 3

Date: 20/11/22  
 Event: R08  
 Weather: Mostly Cloudy - Temp: 14.5C  
 Track: Dry - Temp: 18.7C

Started at: 09:20:29  
 Laps: 8  
 Starters: 22  
 Posted at: 14:13

#### AMENDED BEST PARTIAL TIMES

Pos	Split 1		Split 2		Split 3		Split 4		LAP		Ideal	Fastest
	Name	Time	Name	Time	Name	Time	Name	Time	Name			
1	S. PEZZETTA	26.016	H. NELSON	31.809	H. SNELL	21.435	C. SWAIN	30.426	S. PEZZETTA	1:50.085	1:50.575	
2	H. SNELL	26.091	H. SNELL	31.896	T. AKSU	21.448	S. PEZZETTA	30.467	H. SNELL	1:50.088	1:50.618	
3	H. NELSON	26.135	C. SWAIN	31.929	H. NELSON	21.519	B. GAWITH	30.479	H. NELSON	1:50.163	1:50.590	
4	C. SWAIN	26.160	C. DUNKER	31.970	S. PEZZETTA	21.530	T. AKSU	30.515	C. SWAIN	1:50.215	1:50.567	
5	C. DUNKER	26.215	T. AKSU	32.006	C. DUNKER	21.556	G. NELSON	30.644	T. AKSU	1:50.289	1:50.482	
6	B. GAWITH	26.252	M. HAMOD	32.068	G. NELSON	21.579	H. SNELL	30.666	C. DUNKER	1:50.409	1:50.604	
7	G. NELSON	26.282	S. PEZZETTA	32.072	C. RENDE	21.615	C. DUNKER	30.668	B. GAWITH	1:50.624	1:51.386	
8	T. AKSU	26.320	B. GAWITH	32.149	C. SWAIN	21.700	R. LARKIN	30.692	G. NELSON	1:50.785	1:51.081	
9	M. HAMOD	26.651	G. NELSON	32.280	R. LARKIN	21.711	H. NELSON	30.700	M. HAMOD	1:51.670	1:53.325	
10	R. LARKIN	26.711	C. MIDDLETO	32.417	L. KNIGHT	21.716	C. MIDDLETO	30.892	R. LARKIN	1:51.839	1:52.446	
11	J. PORT	26.724	C. RENDE	32.577	B. GAWITH	21.744	C. RENDE	30.946	C. RENDE	1:51.912	1:52.589	
12	S. KAPILAWI-J	26.750	J. RUSSO	32.683	J. RUSSO	21.770	L. KNIGHT	31.005	C. MIDDLETO	1:51.999	1:52.175	
13	C. MIDDLETO	26.767	L. KNIGHT	32.712	M. HAMOD	21.775	S. KAPILAWI-J	31.107	L. KNIGHT	1:52.257	1:53.048	
14	C. RENDE	26.774	R. LARKIN	32.725	C. MIDDLETO	21.923	M. HAMOD	31.176	J. RUSSO	1:52.846	1:53.096	
15	L. KNIGHT	26.824	J. PORT	32.730	T. MORRISON	21.970	C. ROWNTRE	31.188	J. PORT	1:52.954	1:52.956	
16	B. QUINLAN	26.933	L. RUSSO	32.871	C. ROWNTRE	22.127	T. MORRISON	31.219	S. KAPILAWI-	1:52.979	1:53.014	
17	L. JHONSTON	26.951	S. KAPILAWI-J	32.916	S. KAPILAWI-J	22.206	J. PORT	31.227	T. MORRISON	1:53.149	1:53.291	
18	C. ROWNTRE	26.981	T. MORRISON	32.937	L. RUSSO	22.263	B. QUINLAN	31.373	C. ROWNTRE	1:53.465	1:54.008	
19	J. RUSSO	27.013	L. JHONSTON	32.991	J. PORT	22.273	J. RUSSO	31.380	L. RUSSO	1:53.774	1:53.979	
20	T. MORRISON	27.023	B. QUINLAN	33.019	L. JHONSTON	22.332	L. RUSSO	31.430	B. QUINLAN	1:53.793	1:54.350	
21	L. RUSSO	27.210	C. ROWNTRE	33.169	B. QUINLAN	22.468	L. JHONSTON	31.737	L. JHONSTON	1:54.011	1:54.189	
22	D. MILLS	27.653	D. MILLS	33.424	D. MILLS	22.769	D. MILLS	32.547	D. MILLS	1:56.393	1:56.766	

\*\*\* POST RACE AMENDMENT : No. 20 (C. MIDDLETON) disqualified for machine eligibility issue \*\*\*

The results are provisional until the end of the time limit for protests and appeals.

  
 Chief Timekeeper - Scott Lang

  
 Race Director - Tom Williams





# ASBK Round 6

## World SBK

### Phillip Island GP Circuit

### 18 - 20 November



**GRAND RIDGE  
BREWERY**  
AUSTRALIAN ROUND

### AUSTRALIAN SUPERSPORT 300 CHAMPIONSHIP AMENDED ROUND POINTS

#### AUSTRALIAN SUPERSPORT 300 CHAMPIONSHIP

Pos	No	Name	Machine	Rnd 5 Pole	Rnd 5 Race 1	Rnd 5 Race 2	Rnd 5 Race 3	Total
1	3	Cameron DUNKER	Yamaha		20	20	25	65
2	279	Hayden NELSON	Yamaha		18	16	20	54
3	51	Sam PEZZETTA	Yamaha		17	17	18	52
4	12	Henry SNELL	Yamaha		25	25		50
5	25	Brodie GAWITH	Yamaha		11	15	17	43
6	32	Jai RUSSO	Yamaha		13	13	16	42
7	13	Marcus HAMOD	Yamaha		9	12	14	35
8	39	Glenn NELSON	Yamaha		12	18	5	35
9	222	Lincoln KNIGHT	Yamaha		10	9	13	32
10	68	Ryan LARKIN	Yamaha			14	15	29
11	80	Cameron RENDE	Yamaha		7	8	12	27
12	2	Luke JHONSTON	Yamaha		8	11	7	26
13	57	Cooper ROWNTREE	Yamaha		6	7	8	21
14	45	Jamie PORT	Yamaha		2	6	11	19
15	91	Taiyo AKSU	Yamaha	1	16		2	19
16	30	Stephany KAPILAWI-JAMES	Kawasaki		4	4	10	18
17	72	Levi RUSSO	Yamaha		5	5	6	16
18	26	Cameron SWAIN	Yamaha		15			15
19	97	Peter NERLICH	Kawasaki		14			14
20	95	Tara MORRISON	Kawasaki		1	3	9	13
21	20	Casey MIDDLETON	Kawasaki		3	10		13
22	87	Brock QUINLAN	Kawasaki			1	4	5
23	232	Daley MILLS	Kawasaki			2	3	5

*Scott Lang*  
.....  
Chief Timekeeper - Scott Lang

*Tom Williams*  
.....  
Race Director - Tom Williams



[www.computime.com.au](http://www.computime.com.au)  
**COMPUTIME RACE TIMING SYSTEMS PTY LTD**



### AUSTRALIAN SUPERSPORT 300 CHAMPIONSHIP AMENDED PROGRESSIVE CHAMPIONSHIP POINTS

#### AUSTRALIAN SUPERSPORT 300 CHAMPIONSHIP

Pos	No	Name	Machine	Rnd 1 PI	Rnd 2 Qld	Rnd 3 WP	Rnd 4 MP	Rnd 5 Pole	Rnd 5 Race 1	Rnd 5 Race 2	Rnd 5 Race 3	Total
1	3	Cameron DUNKER	Yamaha	48	60	76	49		20	20	25	298
2	39	Glenn NELSON	Yamaha	38	66	54	46		12	18	5	239
3	12	Henry SNELL	Yamaha	68	52	37	11		25	25		218
4	91	Taiyo AKSU	Yamaha	51	18	57	71	1	16		2	216
5	279	Hayden NELSON	Yamaha	29	38	51	35		18	16	20	207
6	51	Sam PEZZETTA	Yamaha	34	29	34	32		17	17	18	181
7	32	Jai RUSSO	Yamaha	37	35	24	35		13	13	16	173
8	25	Brodie GAWITH	Yamaha		39	39	40		11	15	17	161
9	16	James JACOBS	Kawasaki	54	55	50						159
10	20a	Jonathan NAHLOUS	Kawasaki	14	51	16	56					137
11	26	Cameron SWAIN	Yamaha			43	60		15			118
12	46	Marianos NIKOLIS	Yamaha			36	45					81
13	57	Cooper ROWNTREE	Yamaha	10		25	20		6	7	8	76
14	66	Mitchell SIMPSON	Yamaha	26	34							60
15	222	Lincoln KNIGHT	Yamaha	23					10	9	13	55
16	23	Jordan SIMPSON	Yamaha	13	10	30						53
17	45	Jamie PORT	Yamaha			20	12		2	6	11	51
18	80	Cameron RENDE	Yamaha				21		7	8	12	48
19	88	Joseph MARINIELLO	Kawasaki	43								43
20	33	Jack FAVELLE	Yamaha	11			31					42
21	11	Brandon DEMMERY	Yamaha	39								39
22	65	Nate O'NEILL	Yamaha		22		15					37
23	63	Clay CLEGG	Yamaha	21	16							37
24	181	Liam WATERS	Yamaha	35								35
25	13	Marcus HAMOD	Yamaha						9	12	14	35
26	355	Laura BROWN	Yamaha	34								34
27	85	Jayden MARTIN	Yamaha	4	30							34
28	68	Ryan LARKIN	Yamaha							14	15	29
29	97	Peter NERLICH	Kawasaki	12					14			26
30	22	Zac JOHNSON	Kawasaki				26					26
31	2	Luke JHONSTON	Yamaha						8	11	7	26
32	18	Tristan VERCOE	Kawasaki				26					26
33	30	Stephany KAPILAWI-JAMES	Kawasaki						4	4	10	18
34	72	Levi RUSSO	Yamaha						5	5	6	16
35	20	Casey MIDDLETON	Kawasaki						3	10		13
36	95	Tara MORRISON	Kawasaki						1	3	9	13
37	232	Daley MILLS	Kawasaki				6			2	3	11
38	118	Mark ORGAN	Kawasaki				6					6
39	125	Steve DOUGHERTY	Yamaha				6					6
40	87	Brock QUINLAN	Kawasaki							1	4	5
41	5	Jake SENIOR	Yamaha	4								4



Chief Timekeeper - Scott Lang



Race Director - Tom Williams





**ASBK Round 6**  
**World SBK**  
**Phillip Island GP Circuit**  
**18 - 20 November**



**GRAND RIDGE BREWERY**  
 AUSTRALIAN ROUND

**DUNLOP AUSTRALIAN SUPERSPORT 300 CHAMPIONSHIP**

**Race 3**

Date: 20/11/22  
 Event: R08  
 Weather: Mostly Cloudy - Temp: 14.5C  
 Track: Dry - Temp: 18.7C

Started at: 09:20:29  
 Laps: 8  
 Starters: 22  
 Posted at: 14:13

**AMENDED RACE INFORMATION**

Time	Description
09:15:00	PIT EXIT OPEN
09:15:03	Pit exit open - closes in 1:00
09:16:04	PIT EXIT CLOSED
09:17:39	WARM UP LAP STARTED
09:20:29	Event Start
09:23:07	NO JUMP STARTS
09:34:47	Rider 91 (Taiyo AKSU), Rider 26 (Cameron SWAIN), Rider 12 (Henry SNELL) CRASHED TURN 4
09:35:23	Chequered Flag
09:37:12	Event Finish
09:37:34	FINISH UNDER INVESTIGATION
09:39:09	POSITIONS 5 and 6 SWAPPED AFTER VIDEO REVIEW
09:40:00	POSITIONS 14 and 15 SWAPPED AFTER VIDEO REVIEW

\*\*\* POST RACE AMENDMENT : No. 20 (C. MIDDLETON) disqualified for machine eligibility issue \*\*\*

The results are provisional until the end of the time limit for protests and appeals.

  
 Chief Timekeeper - Scott Lang

  
 Race Director - Tom Williams



[www.computime.com.au](http://www.computime.com.au)  
**COMPUTIME RACE TIMING SYSTEMS PTY LTD**

