

**ALPINESTARS AUSTRALIAN SUPERBIKE CHAMPIONSHIP**

**Qualifying**

Date: 25/02/23  
 Event: Q03  
 Weather: Mostly cloudy - Temp: 24.7C  
 Track: Dry - Temp: 26.5C

Started at: 08:50:02  
 Laps: 30 Min  
 Starters: 18  
 Posted at: 9:25


**PROVISIONAL CLASSIFICATION**

Pos	No	Name	Machine	Fastest Lap	On Lap	Behind Leader	Behind Prev	Top Speed
1	21	Josh WATERS (VIC) / McMartin Racing	Ducati V4R	1:31.100	3 of 8			317
2	65	Cru HALLIDAY (NSW) / Yamaha Racing Team	Yamaha YZF-R1M	1:31.337	6 of 8	.237	.237	314
3	1	Mike JONES (QLD) / Yamaha Racing Team	Yamaha YZF-R1M	1:31.649	3 of 7	.549	.312	312
4	67	Bryan STARING (WA) / MotoGo Yamaha	Yamaha YZF-R1M	1:32.075	6 of 8	.975	.426	305
5	17	Troy HERFOSS (QLD) / Penrite Honda	Honda CBR RR	1:32.168	4 of 5	1.068	.093	310
6	27	Max STAUFFER (NSW) / RS&C / Doctor Mak / Motostars / Yamaha / Pirelli / Motul / Racers Edge / RK Chains	Yamaha YZF-R1M	1:32.497	2 of 12	1.397	.329	309
7	14	Glenn ALLERTON (NSW)	BMW M RR	1:32.552	9 of 10	1.452	.055	306
8	61	Arthur SISSIS (SA) / Remo Contractors / Aus Crush & Recycle / SA Profiling / Unitech Building Services / YRD	Yamaha YZF-R1M	1:32.616	7 of 10	1.516	.064	308
9	4	Broc PEARSON (QLD) / DesmoSport Ducati	Ducati V4R	1:32.835	12 of 15	1.735	.219	305
10	83	Lachlan EPIS (NSW) / Evolution Sports Group / REsponse / Bluetounge Finance / Freestyle Tattoo Studio / Dunlop	BMW M RR	1:32.934	10 of 11	1.834	.099	307
11	2	Mark CHIODO (VIC)	Honda CBR RR	1:33.549	6 of 7	2.449	.615	310
12	29	Ted COLLINS (VIC) / Livson Racing	BMW M RR	1:33.674	5 of 12	2.574	.125	309
13	12	Matt WALTERS (NSW) / Aust. M-cycle Marine Finance / Pirelli / AGV / Motul / BMC	Aprilia RSV4	1:35.815	4 of 12	4.715	2.141	308
14	31	Scott ALLARS (QLD) / Allars Constructions / Define Property	Yamaha YZF-R1M	1:36.941	6 of 8	5.841	1.126	294
15	72	Paris HARDWICK (NSW) / The Construction Team	Kawasaki ZX10R	1:37.105	7 of 9	6.005	.164	297
16	92	Jack DAVIS (SA) / SA Motorcycles	Suzuki GSXR	1:37.196	4 of 12	6.096	.091	301
17	37	Michael EDWARDS (QLD) / Northstar Yamaha / Addicted To Track	Yamaha YZF-R1M	1:38.591	8 of 10	7.491	1.395	294
18	64	Michael KEMP (SA) / SA Pool and Spa Services / Lee's Spot on Motorcycles	Yamaha YZF-R1M	1:39.374	4 of 8	8.274	.783	294

New qualifying record for SBK class - Previous: 1:31.286 by Josh WATERS (VIC) on a Ducati V4R set on 19/11/22

\*\*\* ALL RIDERS QUALIFY \*\*\*

The results are provisional until the end of the time limit for protests and appeals.

  
 Chief Timekeeper - Scott Lang

  
 Race Director - Tom Williams



**ALPINESTARS AUSTRALIAN SUPERBIKE CHAMPIONSHIP**

**Qualifying**

Date: 25/02/23  
 Event: Q03  
 Weather: Mostly cloudy - Temp: 24.7C  
 Track: Dry - Temp: 26.5C


Started at: 08:50:02  
 Laps: 30 Min  
 Starters: 18  
 Posted at: 9:25

**PROVISIONAL LAP TIMES**

No	Name	Lap 1	Lap 2	Lap 3	Lap 4	Lap 5	Lap 6	Lap 7	Lap 8	Lap 9	Lap 10
1	Mike JONES (QLD)	1:40.045	1:31.941	<b>1:31.649</b>	11:22.357	1:42.161	1:31.740	1:32.096			
2	Mark CHIODO (VIC)	1:44.985	1:33.766	1:34.553	12:43.124	1:46.649	<b>1:33.549</b>	1:33.691			
4	Broc PEARSON (QLD)	1:39.964	1:33.547	1:33.459	1:33.950	1:33.923	4:57.341	1:43.548	1:34.240	1:34.051	4:16.942
		10	1:49.347	<b>1:32.835</b>	1:39.103	1:32.935	1:33.196				
12	Matt WALTERS (NSW)	1:54.726	1:36.251	1:36.627	<b>1:35.815</b>	7:01.736	1:45.825	1:36.001	7:09.810	1:48.331	1:36.608
		10	1:36.098	1:43.091							
14	Glenn ALLERTON (NSW)	2:00.328	1:33.506	5:55.522	1:47.875	1:33.653	1:33.526	8:27.924	1:50.370	<b>1:32.552</b>	1:50.193
17	Troy HERFOSS (QLD)	1:40.432	1:32.856	1:36.678	<b>1:32.168</b>	22:57.499					
21	Josh WATERS (VIC)	1:44.657	1:31.508	<b>1:31.100</b>	1:38.602	8:13.633	1:39.313	1:31.204	1:34.942		
27	Max STAUFFER (NSW)	1:48.639	<b>1:32.497</b>	1:32.929	1:38.214	9:19.188	1:45.944	1:33.499	1:33.242	1:37.495	3:28.418
		10	1:52.275	1:40.957							
29	Ted COLLINS (VIC)	1:39.784	1:33.702	1:34.486	1:33.685	<b>1:33.674</b>	1:36.368	1:34.035	1:41.504	6:10.153	1:41.240
		10	1:34.543	3:23.721							
31	Scott ALLARS (QLD)	1:47.020	1:38.674	1:37.394	18:13.688	1:41.690	<b>1:36.941</b>	1:39.845	1:37.778		
37	Michael EDWARDS (QLD)	1:54.775	1:39.462	1:39.368	3:32.300	1:51.541	1:39.586	1:39.303	<b>1:38.591</b>	1:41.026	9:37.306
61	Arthur SISIS (SA)	2:00.182	1:33.770	1:33.273	1:33.389	10:47.962	1:48.923	<b>1:32.616</b>	1:32.653	1:42.742	1:32.972
64	Michael KEMP (SA)	1:47.549	1:39.599	1:39.463	<b>1:39.374</b>	2:34.795	1:49.668	1:40.249	1:40.450		
65	Cru HALLIDAY (NSW)	1:44.081	1:32.255	1:31.802	10:27.593	1:37.508	<b>1:31.337</b>	1:59.157	1:32.353		
67	Bryan STARING (WA)	1:48.737	1:32.819	1:32.953	17:32.217	1:40.622	<b>1:32.075</b>	1:32.621	1:50.389		
72	Paris HARDWICK (NSW)	1:48.196	1:38.418	1:37.602	1:37.442	7:06.463	1:45.613	<b>1:37.105</b>	1:37.212	1:37.591	
83	Lachlan EPIS (NSW)	1:40.120	1:33.819	1:33.158	9:31.892	1:44.530	1:33.993	1:33.246	6:28.230	1:43.183	<b>1:32.934</b>
		10	1:39.085								
92	Jack DAVIS (SA)	1:50.951	1:37.666	1:38.519	<b>1:37.196</b>	7:00.780	3:03.142	1:59.078	1:37.321	1:42.964	1:39.556
		10	4:19.558	1:48.259							

\*\*\* ALL RIDERS QUALIFY \*\*\*

The results are provisional until the end of the time limit for protests and appeals.

  
 Chief Timekeeper - Scott Lang

  
 Race Director - Tom Williams



2023

## ASBK Round 1



World SBK  
Phillip Island GP Circuit  
24-26 February 2023



GRAND RIDGE  
BREWERY  
AUSTRALIAN ROUND

## ALPINESTARS AUSTRALIAN SUPERBIKE CHAMPIONSHIP

## Qualifying

Date: 25/02/23  
Event: Q03  
Weather: Mostly cloudy - Temp: 24.7C  
Track: Dry - Temp: 26.5C

Started at: 08:50:02  
Laps: 30 Min  
Starters: 18  
Posted at: 9:25

## PROVISIONAL SPLIT TIMES

Lap	Split 1	Split 2	Split 3	Split 4	Lap Time	Spd	Lap	Split 1	Split 2	Split 3	Split 4	Lap Time	Spd
<b>1 Mike JONES (QLD) (3rd)</b>							4	23.019	<b>27.856</b>	18.337	<b>26.603</b>	<b>1:35.815</b>	308
1	26.833	28.371	18.922	25.919	1:40.045 P		5	23.105	30.003	25.628	5:43.000	7:01.736	308
2	21.946	26.904	<b>17.488</b>	25.603	1:31.941	309	6	31.464	28.705	18.622	27.034	1:45.825 P	
3	<b>21.828</b>	<b>26.586</b>	17.616	25.619	<b>1:31.649</b>	311	7	<b>22.941</b>	28.083	<b>18.242</b>	26.735	1:36.001	307
4	23.234	28.452	17.789	10:12.882	11:22.357	312	8	23.231	32.984	20.179	5:53.416	7:09.810	305
5	27.372	29.845	18.949	25.995	1:42.161 P		9	31.993	30.562	18.712	27.064	1:48.331 P	
6	21.849	26.722	17.598	<b>25.571</b>	1:31.740	309	10	23.040	28.044	18.484	27.040	1:36.608	304
7	21.895	26.738	17.633	25.830	1:32.096	310	11	22.997	28.013	18.322	26.766	1:36.098	303
							12	24.164	31.610	19.051	28.266	1:43.091	304
<b>2 Mark CHIODO (VIC) (11th)</b>							<b>14 Glenn ALLERTON (NSW) (7th)</b>						
1	28.298	29.680	20.234	26.773	1:44.985 P		1	38.890	35.963	19.414	26.061	2:00.328 P	
2	22.702	27.216	<b>17.850</b>	<b>25.998</b>	1:33.766	310	2	22.213	27.199	18.061	26.033	1:33.506	305
3	22.508	27.237	18.225	26.583	1:34.553	310	3	25.123	27.718	20.282	4:42.399	5:55.522	305
4	24.953	29.686	19.449	11:29.036	12:43.124	308	4	29.685	33.310	18.444	26.436	1:47.875 P	
5	29.191	31.723	19.339	26.396	1:46.649 P		5	22.201	27.192	18.093	26.167	1:33.653	302
6	22.548	<b>26.857</b>	18.099	26.045	<b>1:33.549</b>	309	6	22.287	27.031	18.122	26.086	1:33.526	304
7	<b>22.262</b>	27.238	18.010	26.181	1:33.691	309	7	23.848	32.315	21.101	7:10.660	8:27.924	303
<b>4 Broc PEARSON (QLD) (9th)</b>							8	27.014	33.781	18.792	30.783	1:50.370 P	
1	26.943	28.157	18.480	26.384	1:39.964 P		9	<b>22.174</b>	<b>26.889</b>	<b>17.749</b>	<b>25.740</b>	<b>1:32.552</b>	305
2	22.428	27.031	17.941	26.147	1:33.547	303	10	22.924	34.468	24.724	28.077	1:50.193	306
3	22.396	26.978	17.986	26.099	1:33.459	303	<b>17 Troy HERFOSS (QLD) (5th)</b>						
4	22.449	26.956	17.979	26.566	1:33.950	305	1	28.007	27.810	18.405	26.210	1:40.432 P	
5	22.458	27.132	18.049	26.284	1:33.923	303	2	22.083	27.136	<b>17.699</b>	25.938	1:32.856	303
6	23.993	29.389	19.691	3:44.268	4:57.341	302	3	23.441	28.832	18.192	26.213	1:36.678	303
7	29.722	28.475	18.415	26.936	1:43.548 P		4	<b>21.929</b>	<b>26.729</b>	17.749	<b>25.761</b>	<b>1:32.168</b>	310
8	22.414	27.468	18.028	26.330	1:34.240	301	5	25.588	29.876	20.027	21:42.008	22:57.499	304
9	22.407	27.103	18.074	26.467	1:34.051	302	<b>21 Josh WATERS (VIC) (1st)</b>						
10	23.330	28.628	18.702	3:06.282	4:16.942	302	1	30.179	30.503	18.155	25.820	1:44.657 P	
11	30.760	30.466	20.995	27.126	1:49.347 P		2	21.922	26.554	17.692	25.340	1:31.508	313
12	22.293	<b>26.720</b>	17.920	<b>25.902</b>	<b>1:32.835</b>	300	3	<b>21.683</b>	<b>26.472</b>	17.572	25.373	<b>1:31.100</b>	317
13	22.198	29.542	20.706	26.657	1:39.103	302	4	23.498	31.239	17.973	25.892	1:38.602	311
14	<b>22.183</b>	26.790	<b>17.850</b>	26.112	1:32.935	303	5	21.995	26.655	17.827	7:07.156	8:13.633	312
15	22.240	26.877	17.982	26.097	1:33.196	301	6	26.993	28.244	18.416	25.660	1:39.313 P	
<b>12 Matt WALTERS (NSW) (13th)</b>							7	21.813	26.511	<b>17.553</b>	<b>25.327</b>	1:31.204	312
1	30.929	35.750	20.748	27.299	1:54.726 P		8	22.738	27.657	18.104	26.443	1:34.942	316
2	23.122	28.189	18.327	26.613	1:36.251	307							
3	23.268	27.923	18.522	26.914	1:36.627	306							

Chief Timekeeper - Scott Lang

Race Director - Tom Williams



www.computime.com.au  
COMPUTIME RACE TIMING SYSTEMS PTY LTD



2023

# ASBK Round 1



World SBK  
Phillip Island GP Circuit  
24-26 February 2023



**GRAND RIDGE  
BREWERY**  
AUSTRALIAN ROUND

## ALPINESTARS AUSTRALIAN SUPERBIKE CHAMPIONSHIP

### Qualifying

Date: 25/02/23  
Event: Q03  
Weather: Mostly cloudy - Temp: 24.7C  
Track: Dry - Temp: 26.5C

Started at: 08:50:02  
Laps: 30 Min  
Starters: 18  
Posted at: 9:25

### PROVISIONAL SPLIT TIMES

Lap	Split 1	Split 2	Split 3	Split 4	Lap Time	Spd	Lap	Split 1	Split 2	Split 3	Split 4	Lap Time	Spd
<b>27 Max STAUFFER (NSW) (6th)</b>							1	34.893	32.162	20.007	27.713	1:54.775 P	
1	35.197	28.476	18.507	26.459	1:48.639 P		2	23.905	28.791	19.446	27.320	1:39.462	290
2	22.379	<u>26.661</u>	<u>17.776</u>	<u>25.681</u>	<u>1:32.497</u>	306	3	23.691	28.815	19.401	27.461	1:39.368	294
3	<u>22.244</u>	26.852	17.854	25.979	1:32.929	308	4	23.860	51.198	20.755	1:56.487	3:32.300	290
4	22.383	27.797	20.901	27.133	1:38.214	307	5	33.746	30.285	19.579	27.931	1:51.541 P	
5	22.611	29.989	23.637	8:02.951	9:19.188	308	6	23.839	29.253	19.075	27.419	1:39.586	291
6	31.464	29.557	18.662	26.261	1:45.944 P		7	23.627	29.191	19.099	27.386	1:39.303	290
7	22.352	27.089	17.944	26.114	1:33.499	303	8	23.601	<u>28.713</u>	<u>18.903</u>	27.374	<u>1:38.591</u>	290
8	22.428	26.928	17.908	25.978	1:33.242	305	9	24.528	30.255	19.002	<u>27.241</u>	1:41.026	290
9	22.940	27.442	18.483	28.630	1:37.495	307	10	<u>23.502</u>	43.028	19.973	8:10.803	9:37.306	291
10	22.592	29.467	18.308	2:18.051	3:28.418	309	<b>61 Arthur SISSIS (SA) (8th)</b>						
11	31.760	34.115	18.877	27.523	1:52.275 P		1	34.826	35.210	23.629	26.517	2:00.182 P	
12	23.934	29.417	20.086	27.520	1:40.957	302	2	22.546	27.149	17.900	26.175	1:33.770	306
<b>29 Ted COLLINS (VIC) (12th)</b>							3	22.285	27.176	18.030	25.782	1:33.273	308
1	27.373	27.762	18.299	26.350	1:39.784 P		4	22.163	27.077	18.048	26.101	1:33.389	307
2	22.497	27.140	18.028	<u>26.037</u>	1:33.702	309	5	23.605	29.002	19.058	9:36.297	10:47.962	303
3	<u>22.312</u>	27.163	18.754	26.257	1:34.486	308	6	30.591	30.107	20.667	27.558	1:48.923 P	
4	22.412	27.226	<u>17.956</u>	26.091	1:33.685	307	7	22.264	26.964	<u>17.707</u>	<u>25.681</u>	<u>1:32.616</u>	302
5	22.410	<u>27.133</u>	18.084	26.047	<u>1:33.674</u>	306	8	<u>22.099</u>	<u>26.919</u>	17.767	25.868	1:32.653	304
6	22.565	28.983	18.349	26.471	1:36.368	305	9	23.866	32.993	19.047	26.836	1:42.742	303
7	22.443	27.184	18.187	26.221	1:34.035	306	10	22.257	27.038	17.770	25.907	1:32.972	302
8	24.168	32.154	18.653	26.529	1:41.504	308	<b>64 Michael KEMP (SA) (18th)</b>						
9	22.591	27.307	18.359	5:01.896	6:10.153	307	1	30.029	30.157	19.400	27.963	1:47.549 P	
10	27.481	29.030	18.321	26.408	1:41.240 P		2	24.070	29.118	19.287	<u>27.124</u>	1:39.599	289
11	22.417	27.502	18.138	26.486	1:34.543	308	3	23.933	<u>28.855</u>	<u>19.028</u>	27.647	1:39.463	293
12	22.506	27.472	2:33.743		3:23.721	300	4	<u>23.478</u>	28.928	19.139	27.829	<u>1:39.374</u>	294
<b>31 Scott ALLARS (QLD) (14th)</b>							5	23.915	29.263	19.262	1:22.355	2:34.795	288
1	30.841	30.020	18.826	27.333	1:47.020 P		6	32.840	30.079	19.332	27.417	1:49.668 P	
2	23.742	29.056	18.610	27.266	1:38.674	290	7	23.933	29.256	19.384	27.676	1:40.249	290
3	23.316	28.488	18.450	27.140	1:37.394	291	8	24.478	29.169	19.144	27.659	1:40.450	292
4	23.506	28.438	18.563	17:03.181	18:13.688	289	<b>65 Cru HALLIDAY (NSW) (2nd)</b>						
5	27.418	28.869	18.459	26.944	1:41.690 P		1	31.244	28.433	18.211	26.193	1:44.081 P	
6	<u>23.237</u>	<u>28.428</u>	<u>18.390</u>	<u>26.886</u>	<u>1:36.941</u>	294	2	22.034	26.750	17.828	25.643	1:32.255	308
7	23.320	29.275	19.905	27.345	1:39.845	291	3	22.011	26.622	17.521	25.648	1:31.802	308
8	23.345	28.528	18.694	27.211	1:37.778	293	4	23.021	29.295	19.127	9:16.150	10:27.593	308
<b>37 Michael EDWARDS (QLD) (17th)</b>							5	26.793	27.008	17.527	26.180	1:37.508 P	

*Scott Lang*  
Chief Timekeeper - Scott Lang

*Tom Williams*  
Race Director - Tom Williams



2023

ASBK Round 1



World SBK  
Phillip Island GP Circuit  
24-26 February 2023



GRAND RIDGE  
BREWERY  
AUSTRALIAN ROUND

ALPINESTARS AUSTRALIAN SUPERBIKE CHAMPIONSHIP

Qualifying

Date: 25/02/23  
Event: Q03  
Weather: Mostly cloudy - Temp: 24.7C  
Track: Dry - Temp: 26.5C

Started at: 08:50:02  
Laps: 30 Min  
Starters: 18  
Posted at: 9:25

PROVISIONAL SPLIT TIMES

Lap	Split 1	Split 2	Split 3	Split 4	Lap Time	Spd	Lap	Split 1	Split 2	Split 3	Split 4	Lap Time	Spd
6	<u>21.901</u>	<u>26.536</u>	<u>17.330</u>	<u>25.570</u>	<u>1:31.337</u>	310	2	22.675	27.129	17.982	26.033	1:33.819	307
7	25.420	47.602	19.066	27.069	1:59.157	306	3	22.415	26.804	18.005	25.934	1:33.158	306
8	22.001	27.117	17.537	25.698	1:32.353	314	4	22.431	29.610	22.338	8:17.513	9:31.892	307
							5	28.853	28.853	19.565	27.259	1:44.530 P	
<b>67 Bryan STARING (WA) (4th)</b>							6	22.415	27.031	18.016	26.531	1:33.993	306
1	32.671	30.076	19.408	26.582	1:48.737 P		7	<u>22.341</u>	26.940	17.972	25.993	1:33.246	305
2	22.303	26.968	17.799	25.749	1:32.819	303	8	23.426	28.983	19.456	5:16.365	6:28.230	297
3	22.228	26.924	17.851	25.950	1:32.953	304	9	28.253	28.309	19.609	27.012	1:43.183 P	
4	22.278	30.770	21.487	16:17.682	17:32.217	303	10	22.402	<u>26.733</u>	<u>17.885</u>	<u>25.914</u>	<u>1:32.934</u>	305
5	27.644	28.635	18.541	25.802	1:40.622 P		11	23.498	28.533	19.294	27.760	1:39.085	305
6	<u>22.013</u>	<u>26.785</u>	<u>17.712</u>	<u>25.565</u>	<u>1:32.075</u>	305							
7	22.047	26.987	17.736	25.851	1:32.621	303	<b>92 Jack DAVIS (SA) (16th)</b>						
8	24.271	29.864	20.986	35.268	1:50.389	288	1	30.649	30.166	19.741	30.395	1:50.951 P	
							2	23.596	28.376	18.810	26.884	1:37.666	295
<b>72 Paris HARDWICK (NSW) (15th)</b>							3	23.410	29.213	18.743	27.153	1:38.519	299
1	29.469	29.950	19.010	29.767	1:48.196 P		4	23.447	<u>28.263</u>	18.706	<u>26.780</u>	<u>1:37.196</u>	294
2	23.699	28.936	18.657	27.126	1:38.418	292	5	24.379	29.996	19.956	5:46.449	7:00.780	296
3	23.417	28.512	18.609	27.064	1:37.602	287	6	31.685	28.667	18.502	1:44.288	3:03.142 P	
4	23.407	28.568	<u>18.356</u>	27.111	1:37.442	297	7	30.007	36.449	21.953	30.669	1:59.078 P	
5	<u>23.275</u>	28.596	18.841	5:55.751	7:06.463	297	8	23.395	28.636	<u>18.489</u>	26.801	1:37.321	296
6	30.841	29.028	18.586	27.158	1:45.613 P		9	24.349	30.611	19.879	28.125	1:42.964	286
7	23.418	<u>28.379</u>	18.473	<u>26.835</u>	<u>1:37.105</u>	296	10	23.588	29.152	19.466	27.350	1:39.556	296
8	23.300	28.388	18.540	26.984	1:37.212	296	11	<u>23.199</u>	29.225	20.703	3:06.431	4:19.558	301
9	23.325	28.650	18.582	27.034	1:37.591	297	12	29.084	32.145	19.308	27.722	1:48.259 P	
<b>83 Lachlan EPIS (NSW) (10th)</b>													
1	26.929	28.175	18.493	26.523	1:40.120 P								

\*\*\* ALL RIDERS QUALIFY \*\*\*

The results are provisional until the end of the time limit for protests and appeals.

*Scott Lang*  
Chief Timekeeper - Scott Lang

*Tom Williams*  
Race Director - Tom Williams



www.computime.com.au  
COMPUTIME RACE TIMING SYSTEMS PTY LTD



**2023****ASBK Round 1**
**World SBK**  
**Phillip Island GP Circuit**  
**24-26 February 2023**


**GRAND RIDGE**  
**BREWERY**  
 AUSTRALIAN ROUND
**ALPINESTARS AUSTRALIAN SUPERBIKE CHAMPIONSHIP****Qualifying**
 Date: 25/02/23  
 Event: Q03  
 Weather: Mostly cloudy - Temp: 24.7C  
 Track: Dry - Temp: 26.5C

 Started at: 08:50:02  
 Laps: 30 Min  
 Starters: 18  
 Posted at: 9:25
**PROVISIONAL FASTEST LAPS SEQUENCE**

Race Time	No	Name	Machine	Fastest Lap	On Lap
1:48.979	83	Lachlan EPIS (NSW)	BMW M RR	1:40.120	1
1:50.526	4	Broc PEARSON (QLD)	Ducati V4R	1:39.964	1
3:22.798	83	Lachlan EPIS (NSW)	BMW M RR	1:33.819	2
3:24.073	4	Broc PEARSON (QLD)	Ducati V4R	1:33.547	2
4:00.412	17	Troy HERFOSS (QLD)	Honda CBR RR	1:32.856	2
4:24.392	67	Bryan STARING (WA)	Yamaha YZF-R1M	1:32.819	2
5:00.889	27	Max STAUFFER (NSW)	Yamaha YZF-R1M	1:32.497	2
7:09.258	17	Troy HERFOSS (QLD)	Honda CBR RR	1:32.168	4
12:24.541	1	Mike JONES (QLD)	Yamaha YZF-R1M	1:31.941	2
12:57.690	65	Cru HALLIDAY (NSW)	Yamaha YZF-R1M	1:31.802	3
13:56.190	1	Mike JONES (QLD)	Yamaha YZF-R1M	1:31.649	3
13:58.896	21	Josh WATERS (VIC)	Ducati V4R	1:31.508	2
15:29.996	21	Josh WATERS (VIC)	Ducati V4R	1:31.100	3

\*\*\* ALL RIDERS QUALIFY \*\*\*

The results are provisional until the end of the time limit for protests and appeals.

  
 Chief Timekeeper - Scott Lang

  
 Race Director - Tom Williams

[www.computime.com.au](http://www.computime.com.au)  
**COMPUTIME RACE TIMING SYSTEMS PTY LTD**


2023

## ASBK Round 1



World SBK  
Phillip Island GP Circuit  
24-26 February 2023



GRAND RIDGE  
BREWERY  
AUSTRALIAN ROUND

## ALPINESTARS AUSTRALIAN SUPERBIKE CHAMPIONSHIP

## Qualifying

Date: 25/02/23  
Event: Q03  
Weather: Mostly cloudy - Temp: 24.7C  
Track: Dry - Temp: 26.5C

Started at: 08:50:02  
Laps: 30 Min  
Starters: 18  
Posted at: 9:25

## PROVISIONAL BEST PARTIAL TIMES

Pos	Split 1		Split 2		Split 3		Split 4		LAP		Ideal	Fastest
	Name	Time	Name	Time	Name	Time	Name	Time	Name			
1	J. WATERS	21.683	J. WATERS	26.472	C. HALLIDAY	17.330	J. WATERS	25.327	J. WATERS	1:31.035	1:31.100	
2	M. JONES	21.828	C. HALLIDAY	26.536	M. JONES	17.488	B. STARING	25.565	C. HALLIDAY	1:31.337	1:31.337	
3	C. HALLIDAY	21.901	M. JONES	26.586	J. WATERS	17.553	C. HALLIDAY	25.570	M. JONES	1:31.473	1:31.649	
4	T. HERFOSS	21.929	M. STAUFFER	26.661	T. HERFOSS	17.699	M. JONES	25.571	B. STARING	1:32.075	1:32.075	
5	B. STARING	22.013	B. PEARSON	26.720	A. SISSIS	17.707	M. STAUFFER	25.681	T. HERFOSS	1:32.118	1:32.168	
6	A. SISSIS	22.099	T. HERFOSS	26.729	B. STARING	17.712	A. SISSIS	25.681	M. STAUFFER	1:32.362	1:32.497	
7	G. ALLERTON	22.174	L. EPIS	26.733	G. ALLERTON	17.749	G. ALLERTON	25.740	A. SISSIS	1:32.406	1:32.616	
8	B. PEARSON	22.183	B. STARING	26.785	M. STAUFFER	17.776	T. HERFOSS	25.761	G. ALLERTON	1:32.552	1:32.552	
9	M. STAUFFER	22.244	M. CHIODO	26.857	M. CHIODO	17.850	B. PEARSON	25.902	B. PEARSON	1:32.655	1:32.835	
10	M. CHIODO	22.262	G. ALLERTON	26.889	B. PEARSON	17.850	L. EPIS	25.914	L. EPIS	1:32.873	1:32.934	
11	T. COLLINS	22.312	A. SISSIS	26.919	L. EPIS	17.885	M. CHIODO	25.998	M. CHIODO	1:32.967	1:33.549	
12	L. EPIS	22.341	T. COLLINS	27.133	T. COLLINS	17.956	T. COLLINS	26.037	T. COLLINS	1:33.438	1:33.674	
13	M. WALTERS	22.941	M. WALTERS	27.856	M. WALTERS	18.242	M. WALTERS	26.603	M. WALTERS	1:35.642	1:35.815	
14	J. DAVIS	23.199	J. DAVIS	28.263	P. HARDWICK	18.356	J. DAVIS	26.780	J. DAVIS	1:36.731	1:37.196	
15	S. ALLARS	23.237	P. HARDWICK	28.379	S. ALLARS	18.390	P. HARDWICK	26.835	P. HARDWICK	1:36.845	1:37.105	
16	P. HARDWICK	23.275	S. ALLARS	28.428	J. DAVIS	18.489	S. ALLARS	26.886	S. ALLARS	1:36.941	1:36.941	
17	M. KEMP	23.478	M. EDWARDS	28.713	M. EDWARDS	18.903	M. KEMP	27.124	M. EDWARDS	1:38.359	1:38.591	
18	M. EDWARDS	23.502	M. KEMP	28.855	M. KEMP	19.028	M. EDWARDS	27.241	M. KEMP	1:38.485	1:39.374	

\*\*\* ALL RIDERS QUALIFY \*\*\*

The results are provisional until the end of the time limit for protests and appeals.

*Scott Lang*  
Chief Timekeeper - Scott Lang

*Tom Williams*  
Race Director - Tom Williams



www.computime.com.au  
COMPUTIME RACE TIMING SYSTEMS PTY LTD



**ALPINESTARS AUSTRALIAN SUPERBIKE CHAMPIONSHIP**


Date: 25/02/23  
 Event: Q03  
 Weather: Mostly cloudy - Temp: 24.7C  
 Track: Dry - Temp: 26.5C

Started at: 08:50:02  
 Laps: 30 Min  
 Starters: 18  
 Posted at: 9:25


**PROVISIONAL GRID SHEET**



1	1 <b>21</b> J. WATERS 1:31.100	2 <b>65</b> C. HALLIDAY 1:31.337	3 <b>1</b> M. JONES 1:31.649
2	4 <b>67</b> B. STARING 1:32.075	5 <b>17</b> T. HERFOSS 1:32.168	6 <b>27</b> M. STAUFFER 1:32.497
3	7 <b>14</b> G. ALLERTON 1:32.552	8 <b>61</b> A. SISSIS 1:32.616	9 <b>4</b> B. PEARSON 1:32.835
4	10 <b>83</b> L. EPIS 1:32.934	11 <b>2</b> M. CHIDO 1:33.549	12 <b>29</b> T. COLLINS 1:33.674
5	13 <b>12</b> M. WALTERS 1:35.815	14 <b>31</b> S. ALLARS 1:36.941	15 <b>72</b> P. HARDWICK 1:37.105
6	16 <b>92</b> J. DAVIS 1:37.196	17 <b>37</b> M. EDWARDS 1:38.591	18 <b>64</b> M. KEMP 1:39.374



Chief Timekeeper - Scott Lang



Race Director - Tom Williams







**ASBK Round 1**  
**World SBK**  
**Phillip Island GP Circuit**  
**24-26 February 2023**



**GRAND RIDGE  
BREWERY**  
AUSTRALIAN ROUND

**ALPINESTARS**  
**AUSTRALIAN SUPERBIKE CHAMPIONSHIP**  
**Qualifying**

Date: 25/02/23  
Event: Q03  
Weather: Mostly cloudy - Temp: 24.7C  
Track: Dry - Temp: 26.5C


Started at: 08:50:02  
Laps: 30 Min  
Starters: 18  
Posted at: 9:25

**PROVISIONAL RACE INFORMATION**

Time	Description
08:50:01	PIT EXIT OPEN
08:50:02	Event Start
09:06:08	NEW QUALIFYING RECORD
09:17:39	Rider 29 (Ted COLLINS) RAN WIDE TURN 9
09:20:07	Chequered Flag
09:22:33	Event Finish

\*\*\* ALL RIDERS QUALIFY \*\*\*

The results are provisional until the end of the time limit for protests and appeals.

  
Chief Timekeeper - Scott Lang

  
Race Director - Tom Williams



[www.computime.com.au](http://www.computime.com.au)  
**COMPUTIME RACE TIMING SYSTEMS PTY LTD**

