

**2023****ASBK Round 1**
**World SBK  
Phillip Island GP Circuit  
24-26 February 2023**


**GRAND RIDGE  
BREWERY**  
AUSTRALIAN ROUND
**AUSTRALIAN SUPERSPORT 300 CHAMPIONSHIP****Race 2**
 Date: 25/02/23  
 Event: R02  
 Weather: Mostly cloudy - Temp: 23.5C  
 Track: Dry - Temp: 26.7C

 Started at: 09:44:24  
 Laps: 7  
 Starters: 23  
 Posted at: 10:05
**PROVISIONAL CLASSIFICATION**

Pos	No	Name	Machine	Laps	Race Time	Behind Leader	Behind Prev	Fastest Lap	On Lap	Top Speed
1	11	Brandon DEMMERY (NSW) / SureFlight / Demmery Motorsport / Mini RevHeads	Yamaha YZF-R3	7	12:58.508			1:49.279	7	200
2	12	Henry SNELL (QLD) / Megacycle Racing / HLM / SHAS / Tassal Group / Whitsunday Sands Resort / Link / Ricondi	Yamaha YZF-R3	7	12:58.656	.148	.148	1:49.379	5	198
3	32	Jai RUSSO (NSW) / Russo Performance	Yamaha YZF-R3	7	12:58.701	.193	.045	1:48.777	6	199
4	57	Cooper ROWNTREE (SA) / Anytime Fitness / Baseline Fabrication	Yamaha YZF-R3	7	12:58.722	.214	.021	1:48.805	5	203
5	2	Luke JHONSTON (VIC) / Track Sliders, RBT Services / AGV Helmets / Moto Garage / Moto Go	Yamaha YZF-R3	7	12:58.810	.302	.088	1:49.507	5	200
6	25	Brodie GAWITH (VIC) / Megacycle Race Team / Sproutwell Greenhouses / Link Intl / Ricondi / Race and Road	Yamaha YZF-R3	7	12:58.842	.334	.032	1:49.478	6	199
7	20	Casey MIDDLETON (QLD) / RaceDNA / Dunlop / XXXRatedRaceSuspension / KTY Helmets	Kawasaki Ninja	7	12:58.900	.392	.058	1:49.086	7	207
8	13	Marcus HAMOD (NSW) / Motocity / Link International / AGV / Pirelli / TCX Boots / Motul / Jekyll @ Hyde	Yamaha YZF-R3	7	12:58.913	.405	.013	1:49.357	6	199
9	26	Cameron SWAIN (QLD)	Yamaha YZF-R3	7	12:59.037	.529	.124	1:48.956	5	199
10	95	Tara MORRISON (SA) / Fearless Motorcycles	Kawasaki Ninja	7	13:12.160	13.652	13.123	1:51.885	2	203
11	17	Joshua NEWMAN (NSW) / GCE Australia / Wet4U Race Fairings / GASD / Arai Helmets / Ixon / Gaerne Boots	Kawasaki Ninja	7	13:12.326	13.818	.166	1:51.055	2	208
12	222	Lincoln KNIGHT (NSW) / Knights Fencing / Excite Motorports	Yamaha YZF-R3	7	13:12.339	13.831	.013	1:51.742	3	201
13	48	Valentino KNEZOVIC (NSW) / Motocity / Slipstream Cleaning / All Hour Motorcycle Tyres / Mumford Electrical	Yamaha YZF-R3	7	13:12.652	14.144	.313	1:51.231	3	201
14	14	Harrison WATTS (QLD) / TeamBWR / RBM Racing / Dunlop / Race DNA / Evolution Sports Group / Ricondi	Yamaha YZF-R3	7	13:12.668	14.160	.016	1:51.580	5	198
15	27	Calvin MOYLAN (WA) / RaceDNA / Dunlop / XXXRatedRaceSuspension / KYT Helmets	Kawasaki Ninja	7	13:20.863	22.355	8.195	1:51.884	2	201
16	55	Steve SFORZIN (VIC) / Race Bike Tyre Suppliers / Axle Armor / Trackslders / Altrafit / Well Spung Suspension	Kawasaki Ninja	7	13:33.001	34.493	12.138	1:53.674	5	196
17	72	Ryder GILBERT (SA) / Eagle Drones / Gilbert Design & Construct / Sturt Stump Cutters / Routleys Plumbing	Yamaha YZF-R3	7	13:33.395	34.887	.394	1:53.893	7	191
18	33	Jordy SIMPSON (SA) / YRD / SBS Brakes / Kenma Aust. / Race Bike Serv. / AMX S-stores / Alpinestars / Simpson Crash	Yamaha YZF-R3	7	13:33.662	35.154	.267	1:53.644	2	200
19	15	Daley MILLS (QLD) / RaceDNA / Dunlop / XXXRatedRaceSuspension / KYT Helmets	Kawasaki Ninja	7	13:33.958	35.450	.296	1:52.403	2	201
20	88	Abbie CAMERON (WA) / Mototech TT / Ricondi / Race & Road / Ozsteel Design / Collie Motoplex / Trakdayz	Yamaha YZF-R3	7	13:34.018	35.510	.060	1:53.348	7	193
21	65	Will NASSIF (NSW) / Orange Theory Mosman / Race Dynamics Performance	Yamaha YZF-R3	7	13:41.664	43.156	7.646	1:55.191	5	190
22	87	Brock QUINLAN (SA) / RaceDNA / Dunlop / XXXRatedRaceSuspension / KYT Helmets / THR Developments	Kawasaki Ninja	7	13:41.741	43.233	.077	1:54.471	3	199
23	18	Phoenix AGAR (SA) / Yamaha World & Royal Enfield / DFK Gray Perry / Link International	Yamaha YZF-R3	7	14:01.507	1:02.999	19.766	1:58.502	6	191

Fastest Lap was 1:48.777 by Jai RUSSO (NSW)

  
 Chief Timekeeper - Scott Lang

  
 Race Director - Tom Williams

[www.computime.com.au](http://www.computime.com.au)  
**COMPUTIME RACE TIMING SYSTEMS PTY LTD**


2023

# ASBK Round 1



## World SBK Phillip Island GP Circuit 24-26 February 2023



**GRAND RIDGE  
BREWERY**  
AUSTRALIAN ROUND

### AUSTRALIAN SUPERSPORT 300 CHAMPIONSHIP

#### Race 2

Date: 25/02/23  
Event: R02  
Weather: Mostly cloudy - Temp: 23.5C  
Track: Dry - Temp: 26.7C

Started at: 09:44:24  
Laps: 7  
Starters: 23  
Posted at: 10:05


### PROVISIONAL CLASSIFICATION

Pos	No	Name	Machine	Laps	Race Time	Behind Leader	Behind Prev	Fastest Lap	On Lap	Top Speed
-----	----	------	---------	------	-----------	---------------	-------------	-------------	--------	-----------

Current race lap record for SS300 class - 1:47.182 by Luke JHONSTON (VIC) on a Kawasaki Ninja 400 set on 29/02/20

\*\*\* INITIAL RACE START RED FLAGGED IMMEDIATELY DUE TO FALSE START. RE-STARTED RACE REDUCED TO 7 LAPS \*\*\*

The results are provisional until the end of the time limit for protests and appeals.

  
.....  
Chief Timekeeper - Scott Lang

  
.....  
Race Director - Tom Williams



[www.computime.com.au](http://www.computime.com.au)  
COMPUTIME RACE TIMING SYSTEMS PTY LTD



**2023****ASBK Round 1**
**World SBK  
Phillip Island GP Circuit  
24-26 February 2023**

**GRAND RIDGE  
BREWERY**  
AUSTRALIAN ROUND
**AUSTRALIAN SUPERSPORT 300 CHAMPIONSHIP****Race 2**
Date: 25/02/23  
Event: R02  
Weather: Mostly cloudy - Temp: 23.5C  
Track: Dry - Temp: 26.7C

Started at: 09:44:24  
Laps: 7  
Starters: 23  
Posted at: 10:05
**PROVISIONAL LAP TIMES**

No	Name	Lap 1	Lap 2	Lap 3	Lap 4	Lap 5	Lap 6	Lap 7
2	Luke JHONSTON (VIC)	1:57.494	1:51.134	1:50.645	1:50.521	<b>1:49.507</b>	1:49.556	1:49.953
11	Brandon DEMMERY (NSW)	1:58.375	1:50.541	1:50.660	1:50.235	1:49.508	1:49.910	<b>1:49.279</b>
12	Henry SNELL (QLD)	1:57.432	1:51.271	1:50.547	1:50.610	<b>1:49.379</b>	1:49.774	1:49.643
13	Marcus HAMOD (NSW)	1:57.544	1:51.436	1:51.040	1:50.510	1:49.585	<b>1:49.357</b>	1:49.441
14	Harrison WATTS (QLD)	1:59.767	1:52.465	1:51.991	1:52.338	<b>1:51.580</b>	1:51.999	1:52.528
15	Daley MILLS (QLD)	2:01.686	<b>1:52.403</b>	2:02.013	1:54.321	1:53.934	1:55.440	1:54.161
17	Joshua NEWMAN (NSW)	2:00.598	<b>1:51.055</b>	1:52.250	1:52.099	1:51.894	1:52.242	1:52.188
18	Phoenix AGAR (SA)	2:06.884	1:59.419	1:59.458	1:59.857	1:58.752	<b>1:58.502</b>	1:58.635
20	Casey MIDDLETON (QLD)	1:58.298	1:50.907	1:50.684	1:50.685	1:49.231	1:50.009	<b>1:49.086</b>
25	Brodie GAWITH (VIC)	1:57.458	1:51.314	1:50.455	1:49.895	1:50.251	<b>1:49.478</b>	1:49.991
26	Cameron SWAIN (QLD)	1:57.495	1:51.299	1:50.394	1:50.713	<b>1:48.956</b>	1:49.220	1:50.960
27	Calvin MOYLAN (WA)	2:02.509	<b>1:51.884</b>	1:52.148	1:52.619	1:52.703	1:54.307	1:54.693
32	Jai RUSSO (NSW)	1:57.461	1:51.190	1:50.666	1:49.773	1:50.124	<b>1:48.777</b>	1:50.710
33	Jordy SIMPSON (SA)	2:02.738	<b>1:53.644</b>	1:55.355	1:55.725	1:55.724	1:56.304	1:54.172
48	Valentino KNEZOVIC (NSW)	2:00.503	1:52.427	<b>1:51.231</b>	1:51.863	1:51.951	1:52.202	1:52.475
55	Steve SFORZIN (VIC)	2:05.148	1:56.063	1:54.300	1:54.387	<b>1:53.674</b>	1:55.287	1:54.142
57	Cooper ROWNTREE (SA)	1:57.467	1:51.198	1:50.939	1:50.993	<b>1:48.805</b>	1:50.036	1:49.284
65	Will NASSIF (NSW)	2:03.830	1:55.371	1:56.290	1:58.226	<b>1:55.191</b>	1:55.593	1:57.163
72	Ryder GILBERT (SA)	2:04.981	1:55.989	1:54.029	1:55.296	1:54.107	1:55.100	<b>1:53.893</b>
87	Brock QUINLAN (SA)	2:05.073	1:56.161	<b>1:54.471</b>	1:57.918	1:55.415	1:55.664	1:57.039
88	Abbie CAMERON (WA)	2:05.963	1:55.724	1:55.476	1:54.393	1:53.999	1:55.115	<b>1:53.348</b>
95	Tara MORRISON (SA)	1:59.780	<b>1:51.885</b>	1:51.941	1:51.991	1:52.287	1:51.997	1:52.279
222	Lincoln KNIGHT (NSW)	2:00.461	1:51.764	<b>1:51.742</b>	1:52.092	1:51.910	1:52.300	1:52.070

\*\*\* INITIAL RACE START RED FLAGGED IMMEDIATELY DUE TO FALSE START. RE-STARTED RACE REDUCED TO 7 LAPS \*\*\*

The results are provisional until the end of the time limit for protests and appeals.

Chief Timekeeper - Scott Lang

Race Director - Tom Williams



[www.computime.com.au](http://www.computime.com.au)  
**COMPUTIME RACE TIMING SYSTEMS PTY LTD**



2023

## ASBK Round 1



World SBK  
Phillip Island GP Circuit  
24-26 February 2023



GRAND RIDGE  
BREWERY  
AUSTRALIAN ROUND

## AUSTRALIAN SUPERSPORT 300 CHAMPIONSHIP

## Race 2

Date: 25/02/23  
Event: R02  
Weather: Mostly cloudy - Temp: 23.5C  
Track: Dry - Temp: 26.7C

Started at: 09:44:24  
Laps: 7  
Starters: 23  
Posted at: 10:05

## PROVISIONAL SPLIT TIMES

Lap	Split 1	Split 2	Split 3	Split 4	Lap Time	Spd	Lap	Split 1	Split 2	Split 3	Split 4	Lap Time	Spd
<b>2 Luke JHONSTON (VIC) (5th)</b>							3	26.987	32.676	21.456	30.872	1:51.991	197
1	33.462	32.363	21.168	30.501	1:57.494	156	4	27.174	32.651	21.648	30.865	1:52.338	197
2	26.993	31.998	21.179	30.964	1:51.134	191	5	<b>26.669</b>	32.692	21.490	<b>30.729</b>	<b>1:51.580</b>	190
3	26.545	32.289	21.431	30.380	1:50.645	190	6	27.115	<b>32.380</b>	21.542	30.962	1:51.999	194
4	26.072	32.709	21.309	30.431	1:50.521	195	7	26.817	32.855	21.594	31.262	1:52.528	196
5	25.986	32.437	20.988	<b>30.096</b>	<b>1:49.507</b>	200	<b>15 Daley MILLS (QLD) (19th)</b>						
6	26.642	<b>31.644</b>	21.061	30.209	1:49.556	196	1	35.521	32.981	22.008	31.176	2:01.686	159
7	<b>25.848</b>	32.684	<b>20.906</b>	30.515	1:49.953	198	2	<b>26.739</b>	<b>32.866</b>	<b>21.661</b>	31.137	<b>1:52.403</b>	198
<b>11 Brandon DEMMERY (NSW) (1st)</b>							3	27.121	42.074	21.816	<b>31.002</b>	2:02.013	198
1	34.482	32.257	21.256	30.380	1:58.375	157	4	27.430	33.365	22.085	31.441	1:54.321	201
2	26.408	32.150	21.191	30.792	1:50.541	200	5	26.911	33.095	22.017	31.911	1:53.934	196
3	26.332	32.598	21.399	30.331	1:50.660	197	6	27.399	33.336	22.767	31.938	1:55.440	190
4	26.492	32.073	21.157	30.513	1:50.235	198	7	27.341	33.251	22.144	31.425	1:54.161	194
5	26.412	<b>31.518</b>	21.193	30.385	1:49.508	199	<b>17 Joshua NEWMAN (NSW) (11th)</b>						
6	26.720	32.163	21.140	<b>29.887</b>	1:49.910	199	1	35.448	33.150	21.312	30.688	2:00.598	159
7	<b>25.851</b>	31.612	<b>20.887</b>	30.929	<b>1:49.279</b>	200	2	<b>26.346</b>	32.294	<b>21.440</b>	30.975	<b>1:51.055</b>	208
<b>12 Henry SNELL (QLD) (2nd)</b>							3	26.937	32.343	21.690	31.280	1:52.250	194
1	33.239	32.324	21.182	30.687	1:57.432	154	4	26.833	32.250	21.819	31.197	1:52.099	200
2	26.496	32.685	21.324	30.766	1:51.271	191	5	26.556	<b>32.189</b>	21.973	31.176	1:51.894	196
3	26.056	32.493	21.387	30.611	1:50.547	192	6	27.191	32.403	21.744	<b>30.904</b>	1:52.242	193
4	26.392	32.649	21.208	30.361	1:50.610	198	7	27.162	32.370	21.605	31.051	1:52.188	190
5	26.250	<b>31.453</b>	21.248	30.428	<b>1:49.379</b>	198	<b>18 Phoenix AGAR (SA) (23th)</b>						
6	26.266	32.253	20.957	<b>30.298</b>	1:49.774	198	1	37.390	34.628	22.244	32.622	2:06.884	157
7	<b>25.948</b>	31.929	<b>20.946</b>	30.820	1:49.643	198	2	<b>28.300</b>	35.091	22.462	33.566	1:59.419	191
<b>13 Marcus HAMOD (NSW) (8th)</b>							3	28.767	34.937	22.711	33.043	1:59.458	185
1	33.856	32.447	21.233	30.008	1:57.544	151	4	29.098	34.850	22.528	33.381	1:59.857	184
2	26.490	32.641	21.424	30.881	1:51.436	191	5	28.901	34.639	22.481	32.731	1:58.752	182
3	26.671	32.414	21.495	30.460	1:51.040	199	6	28.841	<b>34.467</b>	22.509	<b>32.685</b>	<b>1:58.502</b>	180
4	26.180	32.545	21.152	30.633	1:50.510	197	7	28.902	34.521	<b>22.421</b>	32.791	1:58.635	178
5	26.174	<b>32.222</b>	21.078	30.111	1:49.585	197	<b>20 Casey MIDDLETON (QLD) (7th)</b>						
6	26.075	32.309	21.075	<b>29.898</b>	<b>1:49.357</b>	197	1	33.772	32.263	21.473	30.790	1:58.298	155
7	<b>25.819</b>	32.271	<b>20.971</b>	30.380	1:49.441	198	2	26.696	32.360	21.319	30.532	1:50.907	205
<b>14 Harrison WATTS (QLD) (14th)</b>							3	26.361	32.401	21.441	30.481	1:50.684	206
1	34.442	32.819	21.509	30.997	1:59.767	158	4	26.093	<b>31.731</b>	21.924	30.937	1:50.685	206
2	26.835	32.946	<b>21.391</b>	31.293	1:52.465	198	5	26.144	31.957	21.188	<b>29.942</b>	1:49.231	201

Chief Timekeeper - Scott Lang

Race Director - Tom Williams



www.computime.com.au  
COMPUTIME RACE TIMING SYSTEMS PTY LTD




2023

## ASBK Round 1



World SBK  
Phillip Island GP Circuit  
24-26 February 2023



GRAND RIDGE  
BREWERY  
AUSTRALIAN ROUND

## AUSTRALIAN SUPERSPORT 300 CHAMPIONSHIP

## Race 2

Date: 25/02/23  
Event: R02  
Weather: Mostly cloudy - Temp: 23.5C  
Track: Dry - Temp: 26.7C

Started at: 09:44:24  
Laps: 7  
Starters: 23  
Posted at: 10:05

## PROVISIONAL SPLIT TIMES

Lap	Split 1	Split 2	Split 3	Split 4	Lap Time	Spd	Lap	Split 1	Split 2	Split 3	Split 4	Lap Time	Spd
6	26.328	32.541	21.046	30.094	1:50.009	206	33	Jordy SIMPSON (SA) (18th)					
7	<b>26.000</b>	31.969	<b>20.981</b>	30.136	<b>1:49.086</b>	207	1	35.336	33.782	22.075	31.545	2:02.738	160
							2	<b>26.865</b>	33.122	<b>21.897</b>	31.760	<b>1:53.644</b>	200
							3	27.175	33.539	22.291	32.350	1:55.355	192
25	Brodie GAWITH (VIC) (6th)												
1	32.760	32.369	21.435	30.894	1:57.458	151	4	27.618	33.709	22.290	32.108	1:55.725	188
2	26.857	32.489	21.211	30.757	1:51.314	193	5	27.595	33.423	22.398	32.308	1:55.724	187
3	26.073	32.762	21.329	30.291	1:50.455	196	6	27.932	33.684	22.457	32.231	1:56.304	186
4	26.252	32.313	<b>20.910</b>	30.420	1:49.895	190	7	27.909	<b>32.786</b>	21.969	<b>31.508</b>	1:54.172	186
5	26.451	32.320	21.136	30.344	1:50.251	188							
6	26.320	32.128	20.961	<b>30.069</b>	<b>1:49.478</b>	199	48	Valentino KNEZOVIC (NSW) (13th)					
7	<b>25.887</b>	<b>31.645</b>	21.023	31.436	1:49.991	198	1	34.283	33.172	21.655	31.393	2:00.503	158
							2	26.820	33.065	21.569	30.973	1:52.427	201
							3	26.719	<b>32.730</b>	<b>21.325</b>	<b>30.457</b>	<b>1:51.231</b>	199
26	Cameron SWAIN (QLD) (9th)												
1	32.654	32.273	21.974	30.594	1:57.495	149	4	<b>26.693</b>	32.935	21.473	30.762	1:51.863	199
2	27.118	32.569	21.163	30.449	1:51.299	191	5	26.847	32.788	21.498	30.818	1:51.951	191
3	<b>25.717</b>	33.040	21.276	30.361	1:50.394	195	6	26.865	32.931	21.711	30.695	1:52.202	193
4	26.583	32.885	<b>20.917</b>	30.328	1:50.713	188	7	26.851	33.199	21.470	30.955	1:52.475	193
5	26.065	<b>31.351</b>	21.187	30.353	<b>1:48.956</b>	199							
6	26.096	31.657	21.165	<b>30.302</b>	1:49.220	188	55	Steve SFORZIN (VIC) (16th)					
7	25.725	31.826	21.587	31.822	1:50.960	194	1	35.922	34.946	22.306	31.974	2:05.148	158
							2	27.427	34.219	22.325	32.092	1:56.063	194
							3	27.414	33.559	<b>21.996</b>	<b>31.331</b>	1:54.300	193
27	Calvin MOYLAN (WA) (15th)												
1	36.153	33.389	21.677	31.290	2:02.509	159	4	27.156	33.271	22.386	31.574	1:54.387	196
2	26.693	<b>32.662</b>	<b>21.606</b>	<b>30.923</b>	<b>1:51.884</b>	196	5	27.078	<b>33.242</b>	22.003	31.351	<b>1:53.674</b>	193
3	<b>26.644</b>	32.774	21.671	31.059	1:52.148	201	6	27.248	34.081	22.398	31.560	1:55.287	194
4	26.961	32.752	21.825	31.081	1:52.619	194	7	<b>27.004</b>	33.734	22.034	31.370	1:54.142	191
5	26.824	32.761	21.766	31.352	1:52.703	194							
6	27.151	33.239	22.250	31.667	1:54.307	191	57	Cooper ROWNTREE (SA) (4th)					
7	27.345	33.369	22.078	31.901	1:54.693	190	1	33.567	32.529	21.096	30.275	1:57.467	154
							2	26.742	<b>31.712</b>	21.910	30.834	1:51.198	188
							3	27.134	32.512	21.095	30.198	1:50.939	190
32	Jai RUSSO (NSW) (3rd)												
1	33.059	31.952	21.409	31.041	1:57.461	155	4	26.329	32.510	21.324	30.830	1:50.993	200
2	27.261	31.490	21.468	30.971	1:51.190	194	5	25.942	32.329	<b>20.793</b>	<b>29.741</b>	<b>1:48.805</b>	203
3	26.710	32.362	21.474	30.120	1:50.666	191	6	26.996	31.952	21.170	29.918	1:50.036	195
4	<b>26.071</b>	31.842	21.368	30.492	1:49.773	198	7	<b>25.796</b>	32.211	20.999	30.278	1:49.284	203
5	26.756	32.422	<b>20.834</b>	30.112	1:50.124	187							
6	26.377	31.446	20.953	<b>30.001</b>	<b>1:48.777</b>	199	65	Will NASSIF (NSW) (21th)					
7	26.105	<b>31.355</b>	21.675	31.575	1:50.710	193	1	36.076	34.045	21.969	31.740	2:03.830	159
							2	<b>27.567</b>	33.494	22.199	32.111	1:55.371	190

Chief Timekeeper - Scott Lang

Race Director - Tom Williams



www.computime.com.au  
COMPUTIME RACE TIMING SYSTEMS PTY LTD



**2023****ASBK Round 1**
**World SBK  
Phillip Island GP Circuit  
24-26 February 2023**

**GRAND RIDGE  
BREWERY**  
AUSTRALIAN ROUND
**AUSTRALIAN SUPERSPORT 300 CHAMPIONSHIP****Race 2**
Date: 25/02/23  
Event: R02  
Weather: Mostly cloudy - Temp: 23.5C  
Track: Dry - Temp: 26.7C

Started at: 09:44:24  
Laps: 7  
Starters: 23  
Posted at: 10:05
**PROVISIONAL SPLIT TIMES**

Lap	Split 1	Split 2	Split 3	Split 4	Lap Time	Spd	Lap	Split 1	Split 2	Split 3	Split 4	Lap Time	Spd
3	27.872	33.926	22.646	31.846	1:56.290	186	2	27.311	34.002	22.545	31.866	1:55.724	190
4	27.679	34.242	24.723	<b>31.582</b>	1:58.226	185	3	27.448	33.829	22.052	32.147	1:55.476	193
5	27.784	<b>33.117</b>	22.368	31.922	<b>1:55.191</b>	189	4	26.999	33.447	22.350	31.597	1:54.393	192
6	27.591	33.736	<b>22.179</b>	32.087	1:55.593	186	5	27.018	33.469	22.237	31.275	1:53.999	190
7	27.701	34.840	22.493	32.129	1:57.163	184	6	<b>26.881</b>	<b>33.155</b>	22.936	32.143	1:55.115	190
							7	27.194	33.172	<b>22.026</b>	<b>30.956</b>	<b>1:53.348</b>	192

**72 Ryder GILBERT (SA) (17th)**

1	36.531	34.075	22.319	32.056	2:04.981	158
2	27.744	33.913	22.647	31.685	1:55.989	191
3	27.431	33.325	21.905	31.368	1:54.029	188
4	27.435	33.745	22.296	31.820	1:55.296	185
5	27.235	33.186	21.859	31.827	1:54.107	191
6	<b>26.980</b>	33.494	22.624	32.002	1:55.100	189
7	28.055	<b>33.051</b>	<b>21.665</b>	<b>31.122</b>	<b>1:53.893</b>	186

**95 Tara MORRISON (SA) (10th)**

1	34.767	33.062	21.381	30.570	1:59.780	151
2	<b>26.470</b>	32.824	21.500	31.091	<b>1:51.885</b>	203
3	26.621	32.899	21.515	<b>30.906</b>	1:51.941	199
4	26.808	32.954	<b>21.307</b>	30.922	1:51.991	193
5	26.730	32.744	21.831	30.982	1:52.287	193
6	26.783	<b>32.615</b>	21.597	31.002	1:51.997	194
7	26.766	32.704	21.735	31.074	1:52.279	190

**87 Brock QUINLAN (SA) (22th)**

1	36.757	33.637	22.388	32.291	2:05.073	155
2	27.461	33.968	22.297	32.435	1:56.161	197
3	27.630	<b>33.723</b>	<b>21.958</b>	<b>31.160</b>	<b>1:54.471</b>	190
4	27.643	36.002	22.264	32.009	1:57.918	199
5	27.549	33.886	22.275	31.705	1:55.415	188
6	<b>27.336</b>	33.959	22.343	32.026	1:55.664	193
7	27.378	34.400	22.715	32.546	1:57.039	191

**222 Lincoln KNIGHT (NSW) (12th)**

1	34.950	33.148	21.348	31.015	2:00.461	158
2	26.741	32.800	21.496	30.727	1:51.764	201
3	26.674	32.738	21.361	30.969	<b>1:51.742</b>	195
4	27.163	32.758	21.672	<b>30.499</b>	1:52.092	196
5	<b>26.673</b>	32.618	21.614	31.005	1:51.910	196
6	27.392	<b>32.576</b>	21.745	30.587	1:52.300	195
7	27.245	32.648	<b>21.354</b>	30.823	1:52.070	183

**88 Abbie CAMERON (WA) (20th)**

1	37.028	34.326	22.378	32.231	2:05.963	156
---	--------	--------	--------	--------	----------	-----

\*\*\* INITIAL RACE START RED FLAGGED IMMEDIATELY DUE TO FALSE START. RE-STARTED RACE REDUCED TO 7 LAPS \*\*\*

The results are provisional until the end of the time limit for protests and appeals.

Chief Timekeeper - Scott Lang

Race Director - Tom Williams



[www.computime.com.au](http://www.computime.com.au)  
**COMPUTIME RACE TIMING SYSTEMS PTY LTD**



2023

ASBK Round 1



World SBK Phillip Island GP Circuit 24-26 February 2023



GRAND RIDGE BREWERY AUSTRALIAN ROUND

AUSTRALIAN SUPERSPORT 300 CHAMPIONSHIP

Race 2

Date: 25/02/23
Event: R02
Weather: Mostly cloudy - Temp: 23.5C
Track: Dry - Temp: 26.7C

Started at: 09:44:24
Laps: 7
Starters: 23
Posted at: 10:05

PROVISIONAL FASTEST LAPS SEQUENCE

Table with 6 columns: Lap, Race Pos, No, Name, Machine, Fastest Lap, On Lap. Contains 6 rows of race data.

\*\*\* INITIAL RACE START RED FLAGGED IMMEDIATELY DUE TO FALSE START. RE-STARTED RACE REDUCED TO 7 LAPS \*\*\*

The results are provisional until the end of the time limit for protests and appeals.

Handwritten signature of Scott Lang

Chief Timekeeper - Scott Lang

Handwritten signature of Tom Williams

Race Director - Tom Williams



**2023****ASBK Round 1**
**World SBK**  
**Phillip Island GP Circuit**  
**24-26 February 2023**

**GRAND RIDGE**  
**BREWERY**  
 AUSTRALIAN ROUND
**AUSTRALIAN SUPERSPORT 300 CHAMPIONSHIP****Race 2**
 Date: 25/02/23  
 Event: R02  
 Weather: Mostly cloudy - Temp: 23.5C  
 Track: Dry - Temp: 26.7C

 Started at: 09:44:24  
 Laps: 7  
 Starters: 23  
 Posted at: 10:05
**PROVISIONAL LAP SHEET**

No	Lap Time	Gap	No	Lap Time	Gap	No	Lap Time	Gap	No	Lap Time	Gap	No	Lap Time	Gap
<b>Lap 1</b>			95	1:51.885	3.037	18	1:59.458	26.573	95	1:52.287	9.027	87	1:55.664	36.711
12	1:57.432		222	1:51.764	3.597	<b>Lap 4</b>			17	1:51.894	9.039	18	1:58.502	54.881
25	1:57.458	.026	14	1:52.465	3.604	32	1:49.773		222	1:51.910	9.112	<b>Lap 7</b>		
32	1:57.461	.029	48	1:52.427	4.302	25	1:49.895	.032	48	1:51.951	9.118	11	1:49.279	
57	1:57.467	.035	15	1:52.403	5.461	2	1:50.521	.704	14	1:51.580	9.284	12	1:49.643	.148
2	1:57.494	.062	27	1:51.884	5.765	11	1:50.235	.721	27	1:52.703	13.006	32	1:50.710	.193
26	1:57.495	.063	33	1:53.644	7.754	12	1:50.610	.770	33	1:55.724	24.329	57	1:49.284	.214
13	1:57.544	.112	65	1:55.371	10.573	26	1:50.713	.811	55	1:53.674	24.715	2	1:49.953	.302
20	1:58.298	.866	72	1:55.989	12.342	13	1:50.510	1.440	15	1:53.934	25.500	25	1:49.991	.334
11	1:58.375	.943	55	1:56.063	12.583	20	1:50.685	1.484	72	1:54.107	25.545	20	1:49.086	.392
14	1:59.767	2.335	87	1:56.161	12.606	57	1:50.993	1.507	88	1:53.999	26.698	13	1:49.441	.405
95	1:59.780	2.348	88	1:55.724	13.059	95	1:51.991	6.507	65	1:55.191	30.051	26	1:50.960	.529
222	2:00.461	3.029	18	1:59.419	17.675	17	1:52.099	6.912	87	1:55.415	30.181	95	1:52.279	13.652
48	2:00.503	3.071	<b>Lap 3</b>			48	1:51.863	6.934	18	1:58.752	45.513	17	1:52.188	13.818
17	2:00.598	3.166	26	1:50.394		48	1:51.863	6.934	<b>Lap 6</b>			222	1:52.070	13.831
15	2:01.686	4.254	25	1:50.455	.039	222	1:52.092	6.969	32	1:48.777		48	1:52.475	14.144
27	2:02.509	5.077	12	1:50.547	.062	14	1:52.338	7.471	26	1:49.220	.086	14	1:52.528	14.160
33	2:02.738	5.306	2	1:50.645	.085	27	1:52.619	10.070	25	1:49.478	.860	27	1:54.693	22.355
65	2:03.830	6.398	32	1:50.666	.129	33	1:55.725	18.372	2	1:49.556	.866	55	1:54.142	34.493
72	2:04.981	7.549	11	1:50.660	.388	55	1:54.387	20.808	12	1:49.774	1.022	72	1:53.893	34.887
87	2:05.073	7.641	57	1:50.939	.416	72	1:55.296	21.205	11	1:49.910	1.238	33	1:54.172	35.154
55	2:05.148	7.716	20	1:50.684	.701	15	1:54.321	21.333	57	1:50.036	1.447	15	1:54.161	35.450
88	2:05.963	8.531	13	1:51.040	.832	88	1:54.393	22.466	13	1:49.357	1.481	88	1:53.348	35.510
18	2:06.884	9.452	95	1:51.941	4.418	87	1:57.918	24.533	20	1:50.009	1.823	65	1:57.163	43.156
<b>Lap 2</b>			17	1:52.250	4.715	65	1:58.226	24.627	95	1:51.997	11.890	87	1:57.039	43.233
2	1:51.134		222	1:51.742	4.779	18	1:59.857	36.528	17	1:52.242	12.147	18	1:58.635	1:02.999
32	1:51.190	.023	48	1:51.231	4.973	<b>Lap 5</b>			14	1:51.999	12.149			
57	1:51.198	.037	14	1:51.991	5.035	26	1:48.956		48	1:52.202	12.186			
12	1:51.271	.075	27	1:52.148	7.353	32	1:50.124	.357	222	1:52.300	12.278			
25	1:51.314	.144	33	1:55.355	12.549	12	1:49.379	.382	27	1:54.307	18.179			
26	1:51.299	.166	72	1:54.029	15.811	2	1:49.507	.444	55	1:55.287	30.868			
11	1:50.541	.288	65	1:56.290	16.303	11	1:49.508	.462	33	1:56.304	31.499			
13	1:51.436	.352	55	1:54.300	16.323	25	1:50.251	.516	72	1:55.100	31.511			
20	1:50.907	.577	87	1:54.471	16.517	57	1:48.805	.545	15	1:55.440	31.806			
17	1:51.055	3.025	15	2:02.013	16.914	20	1:49.231	.948	88	1:55.115	32.679			
			88	1:55.476	17.975	13	1:49.585	1.258	65	1:55.593	36.510			

\*\*\* INITIAL RACE START RED FLAGGED IMMEDIATELY DUE TO FALSE START. RE-STARTED RACE REDUCED TO 7 LAPS \*\*\*

The results are provisional until the end of the time limit for protests and appeals.

Chief Timekeeper - Scott Lang

Race Director - Tom Williams


[www.computime.com.au](http://www.computime.com.au)  
**COMPUTIME RACE TIMING SYSTEMS PTY LTD**




2023

# ASBK Round 1



## World SBK Phillip Island GP Circuit 24-26 February 2023



### GRAND RIDGE BREWERY AUSTRALIAN ROUND

### AUSTRALIAN SUPERSPORT 300 CHAMPIONSHIP

#### Race 2

Date: 25/02/23  
Event: R02  
Weather: Mostly cloudy - Temp: 23.5C  
Track: Dry - Temp: 26.7C

Started at: 09:44:24  
Laps: 7  
Starters: 23  
Posted at: 10:05

### PROVISIONAL LAP CHART

Name	Grid	1	2	3	4	5	6	7	Name
C. SWAIN	26	12	8	26	22	26	22	11	B. DEMMERY
B. GAWITH	25	25	32	25	25	32	26	12	H. SNELL
J. RUSSO	32	32	57	12	2	12	25	32	J. RUSSO
H. SNELL	12	57	12	2	11	2	2	57	C. ROWNTREE
C. MIDDLETON	20	2	25	32	12	11	12	2	L. JHONSTON
P. NERLICH	97	26	26	11	26	25	11	25	B. GAWITH
C. ROWNTREE	57	13	11	57	13	57	57	20	C. MIDDLETON
T. MORRISON	95	20	13	20	20	20	13	13	M. HAMOD
M. HAMOD	13	11	20	13	57	13	20	26	C. SWAIN
L. JHONSTON	2	14	17	95	95	95	95	95	T. MORRISON
S. PEZZETTA	51	95	95	17	17	17	17	17	J. NEWMAN
B. DEMMERY	11	222	222	222	48	222	14	222	L. KNIGHT
R. LARKIN	68	48	14	48	222	48	48	48	V. KNEZOVIC
V. KNEZOVIC	48	17	48	14	14	14	222	14	H. WATTS
H. WATTS	14	15	15	27	27	27	27	27	C. MOYLAN
J. NEWMAN	17	27	27	33	33	33	55	55	S. SFORZIN
L. KNIGHT	222	33	33	72	55	55	33	72	R. GILBERT
J. SIMPSON	33	65	65	65	72	15	72	33	J. SIMPSON
D. MILLS	15	72	72	55	15	72	15	15	D. MILLS
S. SFORZIN	55	87	55	87	88	88	88	88	A. CAMERON
B. QUINLAN	87	55	87	15	87	65	65	65	W. NASSIF
R. GILBERT	72	88	88	88	65	87	87	87	B. QUINLAN
C. MOYLAN	27	18	18	18	18	18	18	18	P. AGAR
A. CAMERON	88								
W. NASSIF	65								
P. AGAR	18								

\*\*\* INITIAL RACE START RED FLAGGED IMMEDIATELY DUE TO FALSE START. RE-STARTED RACE REDUCED TO 7 LAPS \*\*\*

The results are provisional until the end of the time limit for protests and appeals.

*Scott Lang*  
Chief Timekeeper - Scott Lang

*Tom Williams*  
Race Director - Tom Williams



[www.computime.com.au](http://www.computime.com.au)  
COMPUTIME RACE TIMING SYSTEMS PTY LTD



**2023****ASBK Round 1**
**World SBK  
Phillip Island GP Circuit  
24-26 February 2023**

**GRAND RIDGE  
BREWERY**  
AUSTRALIAN ROUND
**AUSTRALIAN SUPERSPORT 300 CHAMPIONSHIP****Race 2**
 Date: 25/02/23  
 Event: R02  
 Weather: Mostly cloudy - Temp: 23.5C  
 Track: Dry - Temp: 26.7C

 Started at: 09:44:24  
 Laps: 7  
 Starters: 23  
 Posted at: 10:05
**PROVISIONAL BEST PARTIAL TIMES**

Pos	Split 1		Split 2		Split 3		Split 4		LAP		Ideal	Fastest
	Name	Time	Name	Time	Name	Time	Name	Time	Name	Time		
1	C. SWAIN	25.717	C. SWAIN	31.351	C. ROWNTRE	20.793	C. ROWNTRE	29.741	C. ROWNTRE	1:48.042	1:48.805	
2	C. ROWNTRE	25.796	J. RUSSO	31.355	J. RUSSO	20.834	B. DEMMERY	29.887	B. DEMMERY	1:48.143	1:49.279	
3	M. HAMOD	25.819	H. SNELL	31.453	B. DEMMERY	20.887	M. HAMOD	29.898	J. RUSSO	1:48.261	1:48.777	
4	L. JHONSTON	25.848	B. DEMMERY	31.518	L. JHONSTON	20.906	C. MIDDLETO	29.942	C. SWAIN	1:48.287	1:48.956	
5	B. DEMMERY	25.851	L. JHONSTON	31.644	B. GAWITH	20.910	J. RUSSO	30.001	L. JHONSTON	1:48.494	1:49.507	
6	B. GAWITH	25.887	B. GAWITH	31.645	C. SWAIN	20.917	B. GAWITH	30.069	B. GAWITH	1:48.511	1:49.478	
7	H. SNELL	25.948	C. ROWNTRE	31.712	H. SNELL	20.946	L. JHONSTON	30.096	H. SNELL	1:48.645	1:49.379	
8	C. MIDDLETO	26.000	C. MIDDLETO	31.731	M. HAMOD	20.971	H. SNELL	30.298	C. MIDDLETO	1:48.654	1:49.086	
9	J. RUSSO	26.071	J. NEWMAN	32.189	C. MIDDLETO	20.981	C. SWAIN	30.302	M. HAMOD	1:48.910	1:49.357	
10	J. NEWMAN	26.346	M. HAMOD	32.222	T. MORRISON	21.307	V. KNEZOVIC	30.457	J. NEWMAN	1:50.879	1:51.055	
11	T. MORRISON	26.470	H. WATTS	32.380	V. KNEZOVIC	21.325	L. KNIGHT	30.499	L. KNIGHT	1:51.102	1:51.742	
12	C. MOYLAN	26.644	L. KNIGHT	32.576	L. KNIGHT	21.354	H. WATTS	30.729	H. WATTS	1:51.169	1:51.580	
13	H. WATTS	26.669	T. MORRISON	32.615	H. WATTS	21.391	J. NEWMAN	30.904	V. KNEZOVIC	1:51.205	1:51.231	
14	L. KNIGHT	26.673	C. MOYLAN	32.662	J. NEWMAN	21.440	T. MORRISON	30.906	T. MORRISON	1:51.298	1:51.885	
15	V. KNEZOVIC	26.693	V. KNEZOVIC	32.730	C. MOYLAN	21.606	C. MOYLAN	30.923	C. MOYLAN	1:51.835	1:51.884	
16	D. MILLS	26.739	J. SIMPSON	32.786	D. MILLS	21.661	A. CAMERON	30.956	D. MILLS	1:52.268	1:52.403	
17	J. SIMPSON	26.865	D. MILLS	32.866	R. GILBERT	21.665	D. MILLS	31.002	R. GILBERT	1:52.818	1:53.893	
18	A. CAMERON	26.881	R. GILBERT	33.051	J. SIMPSON	21.897	R. GILBERT	31.122	A. CAMERON	1:53.018	1:53.348	
19	R. GILBERT	26.980	W. NASSIF	33.117	B. QUINLAN	21.958	B. QUINLAN	31.160	J. SIMPSON	1:53.056	1:53.644	
20	S. SFORZIN	27.004	A. CAMERON	33.155	S. SFORZIN	21.996	S. SFORZIN	31.331	S. SFORZIN	1:53.573	1:53.674	
21	B. QUINLAN	27.336	S. SFORZIN	33.242	A. CAMERON	22.026	J. SIMPSON	31.508	B. QUINLAN	1:54.177	1:54.471	
22	W. NASSIF	27.567	B. QUINLAN	33.723	W. NASSIF	22.179	W. NASSIF	31.582	W. NASSIF	1:54.445	1:55.191	
23	P. AGAR	28.300	P. AGAR	34.467	P. AGAR	22.421	P. AGAR	32.685	P. AGAR	1:57.873	1:58.502	

\*\*\* INITIAL RACE START RED FLAGGED IMMEDIATELY DUE TO FALSE START. RE-STARTED RACE REDUCED TO 7 LAPS \*\*\*

The results are provisional until the end of the time limit for protests and appeals.

  
 Chief Timekeeper - Scott Lang


  
 Race Director - Tom Williams

[www.computime.com.au](http://www.computime.com.au)  
**COMPUTIME RACE TIMING SYSTEMS PTY LTD**


**2023****ASBK Round 1**

**World SBK**  
**Phillip Island GP Circuit**  
**24-26 February 2023**



**GRAND RIDGE**  
**BREWERY**  
 AUSTRALIAN ROUND

**AUSTRALIAN SUPERSPORT 300 CHAMPIONSHIP**  
**PROVISIONAL PROGRESSIVE ROUND POINTS**

**AUSTRALIAN SUPERSPORT 300 CHAMPIONSHIP**

Pos	No	Name	Machine	Rnd 1 Pole	Rnd 1 Race 1	Rnd 1 Race 2	Total
1	11	Brandon DEMMERY	Yamaha		20	25	45
2	32	Jai RUSSO	Yamaha		25	18	43
3	12	Henry SNELL	Yamaha		16	20	36
4	2	Luke JHONSTON	Yamaha		17	16	33
5	20	Casey MIDDLETON	Kawasaki		18	14	32
6	25	Brodie GAWITH	Yamaha		15	15	30
7	57	Cooper ROWNTREE	Yamaha		11	17	28
8	26	Cameron SWAIN	Yamaha YZF-R3	1	13	12	26
9	13	Marcus HAMOD	Yamaha		12	13	25
10	222	Lincoln KNIGHT	Yamaha		14	9	23
11	17	Joshua NEWMAN	Kawasaki		10	10	20
12	14	Harrison WATTS	Yamaha		9	7	16
13	27	Calvin MOYLAN	Kawasaki		6	6	12
14	55	Steve SFORZIN	Kawasaki		7	5	12
15	95	Tara MORRISON	Kawasaki			11	11
16	33	Jordy SIMPSON	Yamaha		8	3	11
17	48	Valentino KNEZOVIC	Yamaha			8	8
18	72	Ryder GILBERT	Yamaha		4	4	8
19	15	Daley MILLS	Kawasaki		5	2	7
20	88	Abbie CAMERON	Yamaha		2	1	3
21	87	Brock QUINLAN	Kawasaki		3		3
22	65	Will NASSIF	Yamaha		1		1

*Scott Lang*  
 Chief Timekeeper - Scott Lang

*Tom Williams*  
 Race Director - Tom Williams



[www.computime.com.au](http://www.computime.com.au)  
**COMPUTIME RACE TIMING SYSTEMS PTY LTD**



**2023****ASBK Round 1**
**World SBK**  
**Phillip Island GP Circuit**  
**24-26 February 2023**

**GRAND RIDGE**  
**BREWERY**  
 AUSTRALIAN ROUND

**AUSTRALIAN SUPERSPORT 300 CHAMPIONSHIP**  
**PROVISIONAL PROGRESSIVE CHAMPIONSHIP POINTS**
**AUSTRALIAN SUPERSPORT 300 CHAMPIONSHIP**

Pos	No	Name	Machine	Rnd 1 Pole	Rnd 1 Race 1	Rnd 1 Race 2	Total
1	11	Brandon DEMMERY	Yamaha		20	25	45
2	32	Jai RUSSO	Yamaha		25	18	43
3	12	Henry SNELL	Yamaha		16	20	36
4	2	Luke JHONSTON	Yamaha		17	16	33
5	20	Casey MIDDLETON	Kawasaki		18	14	32
6	25	Brodie GAWITH	Yamaha		15	15	30
7	57	Cooper ROWNTREE	Yamaha		11	17	28
8	26	Cameron SWAIN	Yamaha YZF-R3	1	13	12	26
9	13	Marcus HAMOD	Yamaha		12	13	25
10	222	Lincoln KNIGHT	Yamaha		14	9	23
11	17	Joshua NEWMAN	Kawasaki		10	10	20
12	14	Harrison WATTS	Yamaha		9	7	16
13	55	Steve SFORZIN	Kawasaki		7	5	12
14	27	Calvin MOYLAN	Kawasaki		6	6	12
15	95	Tara MORRISON	Kawasaki			11	11
16	33	Jordy SIMPSON	Yamaha		8	3	11
17	48	Valentino KNEZOVIC	Yamaha			8	8
18	72	Ryder GILBERT	Yamaha		4	4	8
19	15	Daley MILLS	Kawasaki		5	2	7
20	87	Brock QUINLAN	Kawasaki		3		3
21	88	Abbie CAMERON	Yamaha		2	1	3
22	65	Will NASSIF	Yamaha		1		1

Chief Timekeeper - Scott Lang

Race Director - Tom Williams



[www.computime.com.au](http://www.computime.com.au)  
**COMPUTIME RACE TIMING SYSTEMS PTY LTD**



2023

# ASBK Round 1



## World SBK Phillip Island GP Circuit 24-26 February 2023



**GRAND RIDGE  
 BREWERY**  
 AUSTRALIAN ROUND

### AUSTRALIAN SUPERSPORT 300 CHAMPIONSHIP

#### Race 2

Date: 25/02/23  
 Event: R02  
 Weather: Mostly cloudy - Temp: 23.5C  
 Track: Dry - Temp: 26.7C

Started at: 09:44:24  
 Laps: 7  
 Starters: 23  
 Posted at: 10:05

### PROVISIONAL RACE INFORMATION

Time	Description
09:35:01	PIT EXIT OPEN
09:35:34	SIGHTING LAP STARTED
09:36:03	PIT EXIT CLOSED
09:36:38	BIKES ON GRID
09:37:58	WARM UP LAP STARTED
09:41:02	Event Start
09:41:28	Red Flag
09:41:47	Event Finish
09:43:26	RACE DIRECTION: FALSE START - RACE NOW 7 LAPS
09:44:24	Event Start
09:47:17	NO JUMP STARTS
09:57:22	Chequered Flag
09:59:15	Event Finish

\*\*\* INITIAL RACE START RED FLAGGED IMMEDIATELY DUE TO FALSE START. RE-STARTED RACE REDUCED TO 7 LAPS \*\*\*

The results are provisional until the end of the time limit for protests and appeals.

*Scott Lang*  
 Chief Timekeeper - Scott Lang

*Tom Williams*  
 Race Director - Tom Williams

