

2023

ASBK Round 1



World SBK
Phillip Island GP Circuit
24-26 February 2023



GRAND RIDGE
BREWERY
AUSTRALIAN ROUND

MICHELIN AUSTRALIAN SUPERSPORT CHAMPIONSHIP

Race 2

Date: 25/02/23
Event: R07
Weather: Overcast / Light rain - Temp: 20.8C
Track: Wet - Temp: 23.7C

Started at: 17:30:59
Laps: 10
Starters: 28
Posted at: 18:08

PROVISIONAL CLASSIFICATION (by Class)

Pos	No	Name	Machine	Laps	Race Time	Behind Leader	Behind Prev	Fastest Lap	On Lap	Top Speed
SS class										
1	85	Ty LYNCH (SA) / Adelaide M-cycle Recovery / YRD / Webb Plastics / U-ground Designs / Nightmare Designs	Yamaha YZF-R6	10	18:51.547			1:51.431	7	251
2	88	Luke SANDERS (VIC) / Race Center / Peter Stevens	Yamaha YZF-R6	10	19:04.463	12.916	12.916	1:50.982	10	257
3	1	John LYTRAS (QLD) / Sol Invictus M-c / Caboolture Yamaha / AGV / TCX / Pirelli / Motul / RK Chains / BMC Filters	Yamaha YZF-R6	10	19:07.359	15.812	2.896	1:51.501	10	255
4	49	Jake FARNSWORTH (NSW) / Worth Race Developments / Kingsdene Automotive / YRD / Pirelli / Mutol / RK Chains	Yamaha YZF-R6	10	19:10.075	18.528	2.716	1:50.946	9	256
5	66	Mitch SIMPSON (SA) / YRD / SBS Brakes / Kenma Aust. / Race Bike Serv. / AMX S-stores / Alpinestars / Simpson Crash	Yamaha YZF-R6	10	19:20.844	29.297	10.769	1:53.542	10	258
6	72	Ben BAKER (NSW) / Avion / SCK / Designd / Sydney Dyno / Utech / ESG / Response RE	Yamaha YZF-R6	10	19:22.453	30.906	1.609	1:53.317	10	257
7	42	Jack PASSFIELD (NSW) / Stay Upright Rider Training / GASD Suspension / MCC Security / KYT Helmets	Yamaha YZF-R6	10	19:27.956	36.409	5.503	1:51.944	8	254
8	5	Jake SENIOR (VIC) / Evolve Interiors / Boyers Excavations / Luxe hair Lab / Kyneton Plumbing / Bolton M-c	Yamaha YZF-R6	10	19:32.362	40.815	4.406	1:54.574	8	255
9	220	Declan CARBERRY (SA) / JC Performance / Webb Plastics / Southern Mobil Welding / Nightmare Designs / Auldana	Suzuki GSXR	10	19:39.873	48.326	7.511	1:55.980	5	248
10	121	Reece OUGHTRED (VIC) / Evolution Sports Group / Dynoverx / Motobits / MotoGC / Rohde Smash / The JAGS	Yamaha YZF-R6	10	19:43.051	51.504	3.178	1:55.655	8	258
11	21	Tarbon WALKER (NSW) / TeamBWR / RBM Racing / Dunlop	Yamaha YZF-R6	10	19:47.793	56.246	4.742	1:53.084	10	255
12	33	Jack FAVELLE (NSW) / Motocity / Favelle Enterprises	Honda CBR RR	10	19:48.211	56.664	.418	1:54.893	9	254
13	54	Brendan WILSON (VIC) / Stainless Steel Projects / Brad Signs	Yamaha YZF-R6	10	19:49.425	57.878	1.214	1:54.838	9	244
14	9	Glenn NELSON (QLD) / TeamBWR / RBM Racing / Dunlop Aust. / Race & Road / XXX Suspension	Yamaha YZF-R6	10	20:10.714	1:19.167	21.289	1:56.595	10	247
15	86	Dallas SKEER (VIC) / Pirelli	Yamaha YZF-R6	10	20:14.598	1:23.051	3.884	1:55.330	10	251
16	39	Scott NICHOLSON (VIC) / Traction Control M-sport / G.Williams M-c Eng./ RST Moto / KYT Helmets / Michelin	Yamaha YZF-R6	10	20:48.990	1:57.443	34.392	1:55.590	5	254

Chief Timekeeper - Scott Lang

Race Director - Tom Williams



www.computime.com.au
COMPUTIME RACE TIMING SYSTEMS PTY LTD



MICHELIN AUSTRALIAN SUPERSPORT CHAMPIONSHIP

Race 2

Date: 25/02/23
 Event: R07
 Weather: Overcast / Light rain - Temp: 20.8C
 Track: Wet - Temp: 23.7C

Started at: 17:30:59
 Laps: 10
 Starters: 28
 Posted at: 18:08

PROVISIONAL CLASSIFICATION (by Class)

Pos	No	Name	Machine	Laps	Race Time	Behind Leader	Behind Prev	Fastest Lap	On Lap	Top Speed
17	26	Sean CONDON (NSW) / Digbiz Earthworx	Yamaha YZF-R6	9	19:20.325	1 Lap		2:04.597	6	248
DNF	10	Noel MAHON (VIC) / LRT M-s / YRD / RS Pipe & Civil / Quinn Mechanical / Ricondi / Moto Go / Sublime Designs	Yamaha YZF-R6	6	11:45.398	3 Laps		1:54.526	3	244
DNF	29	Harrison VOIGHT (QLD) / PWR / Link International / Voight Contracting.	Yamaha YZF-R6	3	5:36.257	6 Laps		1:49.590	3	254
DNF	44	Tom BRAMICH (VIC) / Apex / Elliot Bros / Carl Cox M-sport / Nolan / Ricondi	Yamaha YZF-R6	3	6:00.423	6 Laps	24.166	1:54.915	3	258
DNF	12	Luca DURNING (QLD) / Addicted to Track / The Dentists	Yamaha YZF-R6	2	4:10.317	7 Laps		1:59.713	2	241
DNF	8	Hunter FORD (NSW) / Held Aust. / Schubert Aust / Daytona Boots Aust / Sportcycles Dynotune / Well Sprung Susp.	Kawasaki ZX6R	1	2:10.132	8 Laps		2:10.132	1	235
DNF	45	Olly SIMPSON (SA) / YRD / SBS Brakes / Kenma Aust. / Race Bike Serv. / AMX S-stores / Alpinestars / Simpson Crash	Yamaha YZF-R6	0		9 Laps				199
DNF	279	Hayden NELSON (NSW) / Taree M-c / Gow Moto / Global Factory Maint./ Tanks2Go / PirelliMoto / KYT Helmets	Yamaha YZF-R6	0		9 Laps	1.483			205


ST class


1	36	Cori BOURNE (VIC) / Pedders Suspension & Brakes Shepparton	Aprilia RS	5	10:09.930			1:57.641	5	224
2	97	Peter NERLICH (VIC) / First Class Motorcycles / Rick Heffernan Racing	Yamaha YZF-R7	5	10:23.128	4 Laps	13.198	2:00.610	5	217
3	22	Brian BOLSTER (NSW) / Proworx / SWR / Well Sprung / Rawhide Co / Suzuki Ecstar / MCAS / WRP / Fisher Constr.	Suzuki SV	5	10:23.996	4 Laps	.868	2:00.283	5	213
4	226	Dan HUGHES (WA) / Global Motorcycle Skills / Marc Cartier Race Tyres & Services / Storage King Perth Airp.	Yamaha YZF-R7	5	11:05.552	4 Laps	41.556	2:09.850	2	209

Fastest Lap was 1:49.590 by Harrison VOIGHT (QLD)

Current race lap record for SS class - 1:34.979 by Harrison VOIGHT (QLD) on a Yamaha YZF-R6 set on 25/02/23

The results are provisional until the end of the time limit for protests and appeals.


 Chief Timekeeper - Scott Lang


 Race Director - Tom Williams



MICHELIN AUSTRALIAN SUPERSPORT CHAMPIONSHIP

Race 2

Date: 25/02/23
 Event: R07
 Weather: Overcast / Light rain - Temp: 20.8C
 Track: Wet - Temp: 23.7C

Started at: 17:30:59
 Laps: 10
 Starters: 28
 Posted at: 18:08

PROVISIONAL LAP TIMES (by Class)

No	Name	Lap 1	Lap 2	Lap 3	Lap 4	Lap 5	Lap 6	Lap 7	Lap 8	Lap 9	Lap 10	
SS class												
1	John LYTRAS (QLD)	2:07.111	1:57.118	1:54.223	1:55.030	1:53.118	1:52.342	1:52.798	1:52.305	1:51.813	1:51.501	
5	Jake SENIOR (VIC)	2:11.060	2:00.041	1:56.795	1:55.507	1:54.699	1:55.033	1:55.323	1:54.574	1:54.754	1:54.576	
8	Hunter FORD (NSW)	2:10.132										
9	Glenn NELSON (QLD)	2:13.498	2:04.136	2:01.060	2:02.076	2:00.356	1:59.782	1:58.751	1:57.352	1:57.108	1:56.595	
10	Noel MAHON (VIC)	2:09.129	1:55.631	1:54.526	1:54.830	1:55.549	1:55.733					
12	Luca DURNING (QLD)	2:10.604	1:59.713									
21	Tarvon WALKER (NSW)	2:10.525	2:00.512	1:59.581	1:58.925	1:58.404	1:58.529	1:58.328	1:55.495	1:54.410	1:53.084	
26	Sean CONDON (NSW)	2:08.651	2:32.009	2:05.265	2:07.293	2:07.219	2:04.597	2:05.619	2:04.680	2:04.992		
29	Harrison VOIGHT (QLD)	1:56.295	1:50.372	1:49.590								
33	Jack FAVELLE (NSW)	2:09.357	2:01.031	1:59.742	1:58.984	1:59.550	1:57.792	1:55.801	1:55.403	1:54.893	1:55.658	
39	Scott NICHOLSON (VIC)	2:03.970	1:57.189	1:55.973	1:56.732	1:55.590	1:55.781	1:55.683	1:56.074	3:02.321	2:09.677	
42	Jack PASSFIELD (NSW)	2:24.803	1:56.413	1:54.718	1:56.011	1:54.465	1:52.681	1:52.252	1:51.944	1:52.469	1:52.200	
44	Tom BRAMICH (VIC)	2:07.116	1:58.392	1:54.915								
49	Jake FARNSWORTH (NSW)	2:19.214	1:54.964	1:53.758	1:53.477	1:51.548	1:52.196	1:51.598	1:51.107	1:50.946	1:51.267	
54	Brendan WILSON (VIC)	2:13.484	2:01.434	1:59.725	1:59.412	1:57.043	1:56.691	1:56.321	1:55.318	1:54.838	1:55.159	
66	Mitch SIMPSON (SA)	2:05.636	1:55.799	1:55.263	1:56.831	1:55.413	1:54.526	1:55.130	1:54.308	1:54.396	1:53.542	
72	Ben BAKER (NSW)	2:08.619	1:57.110	1:55.482	1:55.552	1:55.207	1:54.534	1:54.400	1:54.889	1:53.343	1:53.317	
85	Ty LYNCH (SA)	1:59.054	1:51.997	1:52.246	1:53.704	1:53.632	1:52.962	1:51.431	1:51.887	1:51.613	1:53.021	
86	Dallas SKEER (VIC)	2:23.708	2:13.958	1:59.403	1:57.977	1:57.783	1:57.190	1:57.243	1:56.133	1:55.873	1:55.330	
88	Luke SANDERS (VIC)	2:06.999	1:57.341	1:54.525	1:55.072	1:52.697	1:52.083	1:51.887	1:51.561	1:51.316	1:50.982	
121	Reece OUGHTRED (VIC)	2:06.308	1:57.883	2:06.425	1:56.838	1:55.864	1:56.401	1:55.831	1:55.655	1:56.136	1:55.710	
220	Declan CARBERRY (SA)	2:09.818	1:58.188	1:57.557	1:57.480	1:55.980	1:56.179	1:56.068	1:56.322	1:56.134	1:56.147	
ST class												
22	Brian BOLSTER (NSW)	2:15.192	2:03.504	2:03.043	2:01.974	2:00.283						
36	Cori BOURNE (VIC)	2:14.112	2:01.464	1:58.333	1:58.380	1:57.641						
97	Peter NERLICH (VIC)	2:15.203	2:03.299	2:02.795	2:01.221	2:00.610						
226	Dan HUGHES (WA)	2:18.727	2:09.850	2:12.611	2:13.680	2:10.684						

The results are provisional until the end of the time limit for protests and appeals.


 Chief Timekeeper - Scott Lang


 Race Director - Tom Williams



2023

ASBK Round 1



World SBK
Phillip Island GP Circuit
24-26 February 2023



GRAND RIDGE
BREWERY
AUSTRALIAN ROUND

MICHELIN AUSTRALIAN SUPERSPORT CHAMPIONSHIP

Race 2

Date: 25/02/23
Event: R07
Weather: Overcast / Light rain - Temp: 20.8C
Track: Wet - Temp: 23.7C

Started at: 17:30:59
Laps: 10
Starters: 28
Posted at: 18:08

PROVISIONAL SPLIT TIMES (by Class)

Lap	Split 1	Split 2	Split 3	Split 4	Lap Time	Spd	Lap	Split 1	Split 2	Split 3	Split 4	Lap Time	Spd
1 John LYTRAS (QLD) (3rd)							12 Luca DURNING (QLD) (DNF)						
1	35.432	35.578	23.625	32.476	2:07.111	205	1	37.317	36.422	23.973	32.892	2:10.604	206
2	28.504	34.207	22.221	32.186	1:57.118	242	2	28.404	34.899	22.791	33.619	1:59.713	235
3	28.335	33.072	21.712	31.104	1:54.223	255	21 Tarbon WALKER (NSW) (11th)						
4	27.666	33.125	22.299	31.940	1:55.030	250	1	36.897	36.468	23.941	33.219	2:10.525	193
5	27.700	32.825	21.674	30.919	1:53.118	246	2	28.994	35.121	22.995	33.402	2:00.512	229
6	27.193	32.863	21.599	30.687	1:52.342	246	3	28.408	35.045	23.417	32.711	1:59.581	243
7	27.269	32.923	21.825	30.781	1:52.798	243	4	28.609	34.782	22.937	32.597	1:58.925	234
8	27.272	32.650	21.496	30.887	1:52.305	249	5	28.317	34.578	22.982	32.527	1:58.404	252
9	27.301	32.434	21.272	30.806	1:51.813	250	6	28.592	34.271	22.900	32.766	1:58.529	248
10	27.495	32.380	21.076	30.550	1:51.501	238	7	28.473	34.703	22.825	32.327	1:58.328	227
5 Jake SENIOR (VIC) (8th)							8	28.087	33.492	22.209	31.707	1:55.495	233
1	37.911	36.323	23.427	33.399	2:11.060	203	9	27.527	33.315	22.200	31.368	1:54.410	248
2	28.668	35.084	23.068	33.221	2:00.041	243	10	27.317	32.579	21.466	31.722	1:53.084	255
3	27.926	35.249	22.175	31.445	1:56.795	254	22 Brian BOLSTER (NSW) (DNF)						
4	27.549	33.747	22.355	31.856	1:55.507	239	1	38.580	37.742	24.600	34.270	2:15.192	175
5	27.564	33.423	22.129	31.583	1:54.699	238	2	29.614	36.145	23.397	34.348	2:03.504	213
6	27.475	33.782	22.269	31.507	1:55.033	238	3	30.200	35.898	23.266	33.679	2:03.043	213
7	27.177	33.958	22.343	31.845	1:55.323	252	4	29.255	35.656	23.451	33.612	2:01.974	213
8	27.364	33.929	22.003	31.278	1:54.574	248	5	29.172	34.698	23.099	33.314	2:00.283	211
9	27.369	33.883	22.067	31.435	1:54.754	251	26 Sean CONDON (NSW) (17th)						
10	27.254	33.437	22.056	31.829	1:54.576	255	1	35.925	35.926	23.624	33.176	2:08.651	197
8 Hunter FORD (NSW) (DNF)							2	28.799	1:03.526	24.992	34.692	2:32.009	229
1	37.198	35.991	23.896	33.047	2:10.132	199	3	29.283	37.214	24.285	34.483	2:05.265	248
9 Glenn NELSON (QLD) (14th)							4	29.470	36.005	25.840	35.978	2:07.293	236
1	38.141	37.595	24.023	33.739	2:13.498	196	5	29.871	36.955	25.349	35.044	2:07.219	243
2	29.591	36.403	23.844	34.298	2:04.136	238	6	29.984	36.280	23.764	34.569	2:04.597	228
3	29.174	35.555	22.754	33.577	2:01.060	227	7	30.123	36.700	24.120	34.676	2:05.619	231
4	29.073	35.655	23.485	33.863	2:02.076	236	8	29.687	36.398	23.998	34.597	2:04.680	238
5	28.971	35.872	22.864	32.649	2:00.356	230	9	29.453	36.840	24.183	34.516	2:04.992	239
6	28.873	34.511	22.821	33.577	1:59.782	236	29 Harrison VOIGHT (QLD) (DNF)						
7	28.678	34.797	22.504	32.772	1:58.751	231	1	31.901	32.359	21.140	30.895	1:56.295	199
8	28.769	34.248	22.151	32.184	1:57.352	241	2	26.841	31.954	21.041	30.536	1:50.372	254
9	28.222	34.026	22.174	32.686	1:57.108	242	3	26.404	31.915	20.810	30.461	1:49.590	254
10	28.276	33.943	22.368	32.008	1:56.595	247	33 Jack FAVELLE (NSW) (12th)						
10 Noel MAHON (VIC) (DNF)							1	36.434	36.028	23.877	33.018	2:09.357	212
1	37.472	36.380	22.960	32.317	2:09.129	187	2	28.877	34.866	23.422	33.866	2:01.031	237
2	28.110	33.988	21.969	31.564	1:55.631	227	3	28.520	35.260	23.355	32.607	1:59.742	244
3	28.101	33.642	21.576	31.207	1:54.526	228	4	28.638	34.953	22.880	32.513	1:58.984	254
4	27.509	33.581	21.861	31.879	1:54.830	241	5	29.132	34.434	23.165	32.819	1:59.550	254
5	27.825	33.495	22.271	31.958	1:55.549	224	6	28.477	33.882	22.824	32.609	1:57.792	254
6	27.295	33.702	22.575	32.161	1:55.733	244							

Chief Timekeeper - Scott Lang

Race Director - Tom Williams



www.computime.com.au
COMPUTIME RACE TIMING SYSTEMS PTY LTD



2023

ASBK Round 1



World SBK
Phillip Island GP Circuit
24-26 February 2023



GRAND RIDGE
BREWERY
AUSTRALIAN ROUND

MICHELIN AUSTRALIAN SUPERSPORT CHAMPIONSHIP

Race 2

Date: 25/02/23
Event: R07
Weather: Overcast / Light rain - Temp: 20.8C
Track: Wet - Temp: 23.7C

Started at: 17:30:59
Laps: 10
Starters: 28
Posted at: 18:08

PROVISIONAL SPLIT TIMES (by Class)

Lap	Split 1	Split 2	Split 3	Split 4	Lap Time	Spd	Lap	Split 1	Split 2	Split 3	Split 4	Lap Time	Spd
7	27.711	33.361	22.326	32.403	1:55.801	252	5	26.905	32.403	21.667	30.573	1:51.548	251
8	27.755	33.159	22.239	32.250	1:55.403	251	6	26.738	32.477	21.571	31.410	1:52.196	256
9	27.901	33.037	22.089	31.866	1:54.893	252	7	26.702	32.579	21.521	30.796	1:51.598	254
10	27.643	32.941	21.808	33.266	1:55.658	252	8	26.752	32.165	21.446	30.744	1:51.107	251
							9	26.619	31.959	21.442	30.926	1:50.946	252
							10	26.601	32.423	21.313	30.930	1:51.267	252
36 Cori BOURNE (VIC) (DNF)													
1	38.329	37.686	24.301	33.796	2:14.112	189							
2	29.271	36.239	23.113	32.841	2:01.464	220							
3	28.129	35.254	22.719	32.231	1:58.333	221							
4	28.152	35.001	22.694	32.533	1:58.380	224							
5	28.155	34.500	22.890	32.096	1:57.641	221							
39 Scott NICHOLSON (VIC) (16th)													
1	34.421	34.339	22.502	32.708	2:03.970	205							
2	28.518	34.010	22.481	32.180	1:57.189	252							
3	27.932	33.834	22.233	31.974	1:55.973	251							
4	28.041	34.007	22.464	32.220	1:56.732	254							
5	27.937	33.419	22.164	32.070	1:55.590	254							
6	27.446	33.733	22.616	31.986	1:55.781	254							
7	27.488	34.078	22.145	31.972	1:55.683	251							
8	27.777	33.326	22.150	32.821	1:56.074	253							
9	53.947	1:05.932	24.098	38.344	3:02.321	217							
10	31.705	36.480	23.547	37.945	2:09.677	171							
42 Jack PASSFIELD (NSW) (7th)													
1		1:30.017	22.857	31.929	2:24.803	196							
2	28.317	34.072	22.199	31.825	1:56.413	242							
3	27.736	33.697	22.294	30.991	1:54.718	250							
4	27.523	34.776	22.156	31.556	1:56.011	251							
5	27.502	33.376	21.829	31.758	1:54.465	247							
6	27.125	32.712	21.665	31.179	1:52.681	248							
7	27.267	32.470	21.357	31.158	1:52.252	249							
8	26.908	32.621	21.480	30.935	1:51.944	250							
9	27.553	32.808	21.246	30.862	1:52.469	254							
10	26.954	32.571	21.443	31.232	1:52.200	248							
44 Tom BRAMICH (VIC) (DNF)													
1	34.863	36.045	23.373	32.835	2:07.116	194							
2	28.433	34.517	22.850	32.592	1:58.392	249							
3	27.945	33.757	21.743	31.470	1:54.915	257							
49 Jake FARNSWORTH (NSW) (4th)													
1		1:25.310	22.686	31.218	2:19.214	202							
2	26.794	34.062	22.903	31.205	1:54.964	253							
3	26.719	33.735	22.271	31.033	1:53.758	252							
4	26.691	33.196	22.084	31.506	1:53.477	256							
54 Brendan WILSON (VIC) (13th)													
1	37.950	37.903	24.110	33.521	2:13.484	198							
2	29.659	35.553	23.056	33.166	2:01.434	227							
3	28.438	35.913	23.163	32.211	1:59.725	234							
4	28.534	35.355	22.596	32.927	1:59.412	225							
5	27.972	34.170	22.697	32.204	1:57.043	225							
6	28.135	34.251	22.310	31.995	1:56.691	239							
7	27.574	34.481	22.697	31.569	1:56.321	241							
8	27.378	34.044	22.057	31.839	1:55.318	243							
9	27.529	33.870	22.017	31.422	1:54.838	244							
10	27.228	34.272	22.081	31.578	1:55.159	241							
66 Mitch SIMPSON (SA) (5th)													
1	36.481	34.546	22.686	31.923	2:05.636	197							
2	27.702	33.669	22.274	32.154	1:55.799	256							
3	27.226	33.528	22.246	32.263	1:55.263	248							
4	27.782	34.065	22.799	32.185	1:56.831	251							
5	27.674	33.568	21.871	32.300	1:55.413	258							
6	27.279	33.381	21.946	31.920	1:54.526	255							
7	27.991	33.646	21.940	31.553	1:55.130	255							
8	27.543	33.230	21.749	31.786	1:54.308	257							
9	27.431	33.265	21.804	31.896	1:54.396	256							
10	27.078	33.000	21.892	31.572	1:53.542	256							
72 Ben BAKER (NSW) (6th)													
1	36.133	36.149	23.401	32.936	2:08.619	205							
2	28.190	34.433	22.590	31.897	1:57.110	239							
3	28.148	33.850	22.012	31.472	1:55.482	239							
4	27.240	33.778	22.198	32.336	1:55.552	251							
5	27.597	33.855	22.067	31.688	1:55.207	251							
6	27.575	33.762	21.909	31.288	1:54.534	253							
7	27.586	33.453	21.638	31.723	1:54.400	257							
8	27.831	33.553	21.846	31.659	1:54.889	257							
9	27.183	33.061	21.787	31.312	1:53.343	257							
10	27.219	32.976	21.744	31.378	1:53.317	255							
85 Ty LYNCH (SA) (1st)													
1	33.854	32.898	21.216	31.086	1:59.054	202							
2	27.692	32.625	20.983	30.697	1:51.997	251							

Scott Lang
Chief Timekeeper - Scott Lang

Tom Williams
Race Director - Tom Williams



2023

ASBK Round 1



World SBK
Phillip Island GP Circuit
24-26 February 2023



GRAND RIDGE
BREWERY
AUSTRALIAN ROUND

MICHELIN AUSTRALIAN SUPERSPORT CHAMPIONSHIP

Race 2

Date: 25/02/23
Event: R07
Weather: Overcast / Light rain - Temp: 20.8C
Track: Wet - Temp: 23.7C

Started at: 17:30:59
Laps: 10
Starters: 28
Posted at: 18:08

PROVISIONAL SPLIT TIMES (by Class)

Lap	Split 1	Split 2	Split 3	Split 4	Lap Time	Spd	Lap	Split 1	Split 2	Split 3	Split 4	Lap Time	Spd
3	27.205	32.339	21.469	31.233	1:52.246	249	3	29.864	35.836	23.324	33.771	2:02.795	211
4	27.352	33.369	21.583	31.400	1:53.704	249	4	28.969	35.642	23.344	33.266	2:01.221	210
5	27.416	33.015	21.708	31.493	1:53.632	249	5	29.143	35.044	23.331	33.092	2:00.610	211
6	27.174	32.856	21.516	31.416	1:52.962	249							
7	26.850	32.477	21.293	30.811	1:51.431	248	121 Reece OUGHTRED (VIC) (10th)						
8	26.877	32.530	21.476	31.004	1:51.887	247	1	35.192	35.531	23.284	32.301	2:06.308	207
9	26.731	32.923	21.178	30.781	1:51.613	248	2	28.420	34.455	22.589	32.419	1:57.883	257
10	27.252	33.280	21.307	31.182	1:53.021	249	3	28.157	43.050	22.676	32.542	2:06.425	253
							4	28.228	34.361	22.139	32.110	1:56.838	258
86 Dallas SKEER (VIC) (15th)							5	27.672	33.670	22.080	32.442	1:55.864	256
1	1:29.259	22.682	31.767	2:23.708	203	6	28.006	34.490	22.033	31.872	1:56.401	255	
2	40.121	36.994	23.389	33.454	2:13.958	251	7	27.288	33.662	22.592	32.289	1:55.831	258
3	28.562	34.456	23.557	32.828	1:59.403	249	8	27.643	33.903	22.217	31.892	1:55.655	255
4	28.431	33.753	23.069	32.724	1:57.977	249	9	27.907	33.756	21.984	32.489	1:56.136	255
5	28.141	33.831	22.994	32.817	1:57.783	249	10	27.713	33.662	22.067	32.268	1:55.710	255
6	28.156	33.601	22.779	32.654	1:57.190	250							
7	28.409	33.755	22.515	32.564	1:57.243	249	220 Declan CARBERRY (SA) (9th)						
8	27.906	33.469	22.313	32.445	1:56.133	250	1	36.804	35.876	24.089	33.049	2:09.818	199
9	27.652	33.447	22.507	32.267	1:55.873	250	2	28.660	34.701	22.614	32.213	1:58.188	236
10	27.941	33.161	22.043	32.185	1:55.330	251	3	28.168	33.872	22.501	33.016	1:57.557	239
							4	28.115	33.941	22.748	32.676	1:57.480	236
88 Luke SANDERS (VIC) (2nd)							5	27.711	33.981	22.239	32.049	1:55.980	235
1	35.917	35.325	23.240	32.517	2:06.999	203	6	27.864	33.557	22.493	32.265	1:56.179	241
2	28.053	34.524	22.438	32.326	1:57.341	255	7	28.094	33.656	22.056	32.262	1:56.068	242
3	28.333	33.485	21.676	31.031	1:54.525	257	8	27.887	33.599	21.823	33.013	1:56.322	243
4	27.612	33.408	21.951	32.101	1:55.072	249	9	28.022	33.608	21.979	32.525	1:56.134	243
5	27.395	33.210	21.485	30.607	1:52.697	240	10	27.623	33.500	22.188	32.836	1:56.147	248
6	26.696	33.107	21.310	30.970	1:52.083	254							
7	26.890	32.842	21.251	30.904	1:51.887	251	226 Dan HUGHES (WA) (DNF)						
8	26.696	32.589	21.357	30.919	1:51.561	251	1	39.320	38.499	25.241	35.667	2:18.727	169
9	26.626	32.577	21.044	31.069	1:51.316	251	2	30.612	37.874	25.156	36.208	2:09.850	209
10	26.570	32.453	21.064	30.895	1:50.982	251	3	31.402	39.576	25.672	35.961	2:12.611	205
							4	31.418	38.584	26.050	37.628	2:13.680	200
97 Peter NERLICH (VIC) (DNF)							5	31.252	38.137	25.207	36.088	2:10.684	192
1	38.393	38.282	24.368	34.160	2:15.203	179							
2	29.003	35.578	23.716	35.002	2:03.299	217							

The results are provisional until the end of the time limit for protests and appeals.

Scott Lang
Chief Timekeeper - Scott Lang

Tom Williams
Race Director - Tom Williams



www.computime.com.au
COMPUTIME RACE TIMING SYSTEMS PTY LTD





ASBK Round 1

World SBK Phillip Island GP Circuit 24-26 February 2023



**GRAND RIDGE
BREWERY**
AUSTRALIAN ROUND

MICHELIN AUSTRALIAN SUPERSPORT CHAMPIONSHIP

Race 2

Date: 25/02/23
Event: R07
Weather: Overcast / Light rain - Temp: 20.8C
Track: Wet - Temp: 23.70

Started at: 17:30:59
Laps: 10
Starters: 28
Posted at: 18:08

PROVISIONAL FASTEST LAPS SEQUENCE (by Class)

Lap	Race Pos	No	Name	Machine	Fastest Lap	On Lap
SS class						
1	1	29	Harrison VOIGHT (QLD)	Yamaha YZF-R6	1:56.295	1
2	1	29	Harrison VOIGHT (QLD)	Yamaha YZF-R6	1:50.372	2
3	1	29	Harrison VOIGHT (QLD)	Yamaha YZF-R6	1:49.590	3
ST class						
1	1	36	Cori BOURNE (VIC)	Aprilia RS	2:14.112	1
2	1	36	Cori BOURNE (VIC)	Aprilia RS	2:01.464	2
3	1	36	Cori BOURNE (VIC)	Aprilia RS	1:58.333	3
5	1	36	Cori BOURNE (VIC)	Aprilia RS	1:57.641	5

The results are provisional until the end of the time limit for protests and appeals.


Chief Timekeeper - Scott Lang


Race Director - Tom Williams



www.computime.com.au
COMPUTIME RACE TIMING SYSTEMS PTY LTD



2023

ASBK Round 1



World SBK Phillip Island GP Circuit 24-26 February 2023



GRAND RIDGE BREWERY AUSTRALIAN ROUND

MICHELIN AUSTRALIAN SUPERSPORT CHAMPIONSHIP

Race 2

Date: 25/02/23
Event: R07
Weather: Overcast / Light rain - Temp: 20.8C
Track: Wet - Temp: 23.7C

Started at: 17:30:59
Laps: 10
Starters: 28
Posted at: 18:08

PROVISIONAL LAP SHEET (by Class)

No	Lap Time	Gap	No	Lap Time	Gap	No	Lap Time	Gap	No	Lap Time	Gap	No	Lap Time	Gap
Lap 1														
29	1:56.295		54	2:01.434	28.251	5	1:55.507	26.402	72	1:54.534	22.909	9	1:57.352	1:10.098
85	1:59.054	2.759	36	2:01.464	28.909	121	1:56.838	30.453	5	1:55.033	29.540	86	1:56.133	1:16.482
39	2:03.970	7.675	9	2:04.136	30.967	33	1:58.984	32.113	220	1:56.179	31.607	Lap 9		
66	2:05.636	9.341	97	2:03.299	31.835	21	1:58.925	32.542	42	1:52.681	35.496	85	1:51.613	
121	2:06.308	10.013	22	2:03.504	32.029	42	1:56.011	34.944	121	1:56.401	36.124	88	1:51.316	14.955
88	2:06.999	10.704	42	1:56.413	34.549	36	1:58.380	35.288	33	1:57.792	42.861	26	2:04.680	1 lap
1	2:07.111	10.816	226	2:09.850	41.910	54	1:59.412	37.054	21	1:58.529	42.881	1	1:51.813	17.332
44	2:07.116	10.821	86	2:13.958	50.999	9	2:02.076	43.769	54	1:56.691	44.194	49	1:50.946	20.282
72	2:08.619	12.324	26	2:32.009	53.993	97	2:01.221	45.517	9	1:59.782	57.313	66	1:54.396	28.776
26	2:08.651	12.356	Lap 3			22	2:01.974	46.712	86	1:57.190	1:06.424	72	1:53.343	30.610
10	2:09.129	12.834	29	1:49.590		86	1:57.977	58.045	26	2:04.597	1:41.439	42	1:52.469	37.230
33	2:09.357	13.062	85	1:52.246	7.040	26	2:07.293	1:16.217	Lap 7			5	1:54.754	39.260
220	2:09.818	13.523	66	1:55.263	20.441	226	2:13.680	1:17.867	85	1:51.431		220	1:56.134	45.200
8	2:10.132	13.837	39	1:55.973	20.875	Lap 5			88	1:51.887	15.578	121	1:56.136	48.815
21	2:10.525	14.230	1	1:54.223	22.195	85	1:53.632		1	1:52.798	16.714	33	1:54.893	54.027
12	2:10.604	14.309	88	1:54.525	22.608	1	1:53.118	15.967	49	1:51.598	21.729	54	1:54.838	55.740
5	2:11.060	14.765	10	1:54.526	23.029	88	1:52.697	16.001	66	1:55.130	23.572	21	1:54.410	56.183
54	2:13.484	17.189	44	1:54.915	24.166	66	1:55.413	18.309	72	1:54.400	25.878	9	1:57.108	1:15.593
9	2:13.498	17.203	72	1:55.482	24.954	39	1:55.590	18.821	39	1:55.683	25.892	86	1:55.873	1:20.742
36	2:14.112	17.817	220	1:57.557	29.306	10	1:55.549	19.032	5	1:55.323	33.432	39	3:02.321	1:40.787
22	2:15.192	18.897	5	1:56.795	31.639	72	1:55.207	21.337	220	1:56.068	36.244	Lap 10		
97	2:15.203	18.908	49	1:53.758	31.679	49	1:51.548	22.328	42	1:52.252	36.317	85	1:53.021	
226	2:18.727	22.432	33	1:59.742	33.873	5	1:54.699	27.469	121	1:55.831	40.524	88	1:50.982	12.916
49	2:19.214	22.919	121	2:06.425	34.359	220	1:55.980	28.390	33	1:55.801	47.231	1	1:51.501	15.812
86	2:23.708	27.413	21	1:59.581	34.361	121	1:55.864	32.685	54	1:56.321	49.084	49	1:51.267	18.528
42	2:24.803	28.508	36	1:58.333	37.652	42	1:54.465	35.777	21	1:58.328	49.778	26	2:04.992	1 lap
Lap 2			54	1:59.725	38.386	21	1:58.404	37.314	9	1:58.751	1:04.633	66	1:53.542	29.297
29	1:50.372		42	1:54.718	39.677	33	1:59.550	38.031	86	1:57.243	1:12.236	72	1:53.317	30.906
85	1:51.997	4.384	9	2:01.060	42.437	36	1:57.641	39.297	Lap 8			42	1:52.200	36.409
39	1:57.189	14.492	97	2:02.795	45.040	54	1:57.043	40.465	85	1:51.887		5	1:54.576	40.815
66	1:55.799	14.768	22	2:03.043	45.482	9	2:00.356	50.493	26	2:05.619	1 lap	220	1:56.147	48.326
121	1:57.883	17.524	86	1:59.403	1:00.812	97	2:00.610	52.495	88	1:51.561	15.252	121	1:55.710	51.504
1	1:57.118	17.562	226	2:12.611	1:04.931	22	2:00.283	53.363	1	1:52.305	17.132	21	1:53.084	56.246
88	1:57.341	17.673	26	2:05.265	1:09.668	86	1:57.783	1:02.196	49	1:51.107	20.949	33	1:55.658	56.664
10	1:55.631	18.093	Lap 4			26	2:07.219	1:29.804	66	1:54.308	25.993	54	1:55.159	57.878
44	1:58.392	18.841	85	1:53.704		226	2:10.684	1:34.919	72	1:54.889	28.880	9	1:56.595	1:19.167
72	1:57.110	19.062	1	1:55.030	16.481	Lap 6			39	1:56.074	30.079	86	1:55.330	1:23.051
220	1:58.188	21.339	66	1:56.831	16.528	85	1:52.962		5	1:54.574	36.119	39	2:09.677	1:57.443
12	1:59.713	23.650	39	1:56.732	16.863	88	1:52.083	15.122	42	1:51.944	36.374	Lap 10		
33	2:01.031	23.721	88	1:55.072	16.936	1	1:52.342	15.347	220	1:56.322	40.679	85	1:53.021	
21	2:00.512	24.370	10	1:54.830	17.115	66	1:54.526	19.873	121	1:55.655	44.292	88	1:50.982	12.916
5	2:00.041	24.434	72	1:55.552	19.762	49	1:52.196	21.562	33	1:55.403	50.747	1	1:51.501	15.812
49	1:54.964	27.511	49	1:53.477	24.412	39	1:55.781	21.640	54	1:55.318	52.515	49	1:51.267	18.528
			220	1:57.480	26.042	10	1:55.733	21.803	21	1:55.495	53.386	26	2:04.992	1 lap

The results are provisional until the end of the time limit for protests and appeals.

Scott Lang
Chief Timekeeper - Scott Lang

Tom Williams
Race Director - Tom Williams



www.computime.com.au
COMPUTIME RACE TIMING SYSTEMS PTY LTD





MICHELIN AUSTRALIAN SUPERSPORT CHAMPIONSHIP

Race 2

Date: 25/02/23
 Event: R07
 Weather: Overcast / Light rain - Temp: 20.8C
 Track: Wet - Temp: 23.7C

Started at: 17:30:59
 Laps: 10
 Starters: 28
 Posted at: 18:08

PROVISIONAL LAP CHART (by Class)

Name	Grid	1	2	3	4	5	6	7	8	9	10	Name
H. VOIGHT	20	20	20	29	95	95	95	95	95	95	95	T. LYNCH
T. BRAMICH	44	85	85	85	1	1	88	88	88	88	88	L. SANDERS
O. SIMPSON	45	39	39	66	66	88	1	1	1	1	1	J. LYTRAS
J. PASSFIELD	42	66	66	39	39	66	66	49	49	49	49	J. FARNSWORTH
D. SKEER	86	121	121	1	88	39	49	66	66	66	66	M. SIMPSON
C. DUNKER	3	88	1	88	10	10	39	72	72	72	72	B. BAKER
J. FARNSWORTH	49	1	88	10	72	72	10	39	39	42	42	J. PASSFIELD
S. CONDON	26	44	10	44	49	49	72	5	5	5	5	J. SENIOR
J. LYTRAS	1	72	44	72	220	5	5	220	42	220	220	D. CARBERRY
S. NICHOLSON	39	26	72	220	5	220	220	42	220	121	121	R. OUGHTRED
T. LYNCH	85	10	220	5	121	121	42	121	121	33	21	T. WALKER
L. SANDERS	88	33	12	49	33	42	121	33	33	54	38	J. FAVELLE
H. NELSON	279	220	33	33	21	21	33	54	54	21	54	B. WILSON
H. FORD	8	8	21	121	42	33	21	21	21	9	9	G. NELSON
B. BAKER	72	21	5	21	36	36	54	9	9	86	86	D. SKEER
R. OUGHTRED	121	12	49	36	54	54	9	86	86	39	39	S. NICHOLSON
T. WALKER	21	5	54	54	9	9	86	26	26	26	26	S. CONDON
L. DURNING	12	54	36	42	97	97	26	26	26	26	26	
D. CARBERRY	220	9	9	9	22	22	26	26	26	26	26	B. BOLSTER
B. WILSON	54	36	97	97	86	86	26	26	26	26	26	
J. FAVELLE	33	22	22	22	26	26	26	26	26	26	26	
G. NELSON	9	97	42	86	226	226	226	226	226	226	226	D. HUGHES
J. SENIOR	5	226	226	226	226	226	226	226	226	226	226	
N. MAHON	10	49	86	26	26	26	26	26	26	26	26	
M. SIMPSON	66	86	26	26	26	26	26	26	26	26	26	
C. BOURNE	36	42	26	26	26	26	26	26	26	26	26	
P. NERLICH	97	26	26	26	26	26	26	26	26	26	26	
B. BOLSTER	22	26	26	26	26	26	26	26	26	26	26	
D. HUGHES	226	26	26	26	26	26	26	26	26	26	26	

The results are provisional until the end of the time limit for protests and appeals.

Scott Lang
 Chief Timekeeper - Scott Lang

Tom Williams
 Race Director - Tom Williams



MICHELIN AUSTRALIAN SUPERSPORT CHAMPIONSHIP

Race 2

Date: 25/02/23
 Event: R07
 Weather: Overcast / Light rain - Temp: 20.8C
 Track: Wet - Temp: 23.7C

Started at: 17:30:59
 Laps: 10
 Starters: 28
 Posted at: 18:08

PROVISIONAL BEST PARTIAL TIMES (by Class)

Pos	Split 1		Split 2		Split 3		Split 4		LAP		Ideal	Fastest
	Name	Time	Name	Time	Name	Time	Name	Time	Name			
1	H. VOIGHT	26.404	H. VOIGHT	31.915	H. VOIGHT	20.810	H. VOIGHT	30.461	H. VOIGHT	1:49.590	1:49.590	
2	L. SANDERS	26.570	J. FARNSWO	31.959	T. LYNCH	20.983	J. LYTRAS	30.550	J. FARNSWO	1:50.446	1:50.946	
3	J. FARNSWO	26.601	T. LYNCH	32.339	L. SANDERS	21.044	J. FARNSWO	30.573	L. SANDERS	1:50.674	1:50.982	
4	T. LYNCH	26.731	J. LYTRAS	32.380	J. LYTRAS	21.076	L. SANDERS	30.607	T. LYNCH	1:50.750	1:51.431	
5	J. PASSFIELD	26.908	L. SANDERS	32.453	J. PASSFIELD	21.246	T. LYNCH	30.697	J. LYTRAS	1:51.199	1:51.501	
6	M. SIMPSON	27.078	J. PASSFIELD	32.470	J. FARNSWO	21.313	J. PASSFIELD	30.862	J. PASSFIELD	1:51.486	1:51.944	
7	J. SENIOR	27.177	T. WALKER	32.579	T. WALKER	21.466	N. MAHON	31.207	T. WALKER	1:52.730	1:53.084	
8	B. BAKER	27.183	J. FAVELLE	32.941	N. MAHON	21.576	J. SENIOR	31.278	B. BAKER	1:53.085	1:53.317	
9	J. LYTRAS	27.193	B. BAKER	32.976	B. BAKER	21.638	B. BAKER	31.288	M. SIMPSON	1:53.380	1:53.542	
10	B. WILSON	27.228	M. SIMPSON	33.000	T. BRAMICH	21.743	T. WALKER	31.368	N. MAHON	1:53.573	1:54.526	
11	R. OUGHTRE	27.288	D. SKEER	33.161	M. SIMPSON	21.749	B. WILSON	31.422	J. SENIOR	1:53.881	1:54.574	
12	N. MAHON	27.295	S. NICHOLSO	33.326	J. FAVELLE	21.808	T. BRAMICH	31.470	J. FAVELLE	1:54.258	1:54.893	
13	T. WALKER	27.317	J. SENIOR	33.423	D. CARBERRY	21.823	M. SIMPSON	31.553	B. WILSON	1:54.537	1:54.838	
14	S. NICHOLSO	27.446	N. MAHON	33.495	R. OUGHTRE	21.984	J. FAVELLE	31.866	R. OUGHTRE	1:54.806	1:55.655	
15	D. CARBERRY	27.623	D. CARBERRY	33.500	J. SENIOR	22.003	R. OUGHTRE	31.872	S. NICHOLSO	1:54.889	1:55.590	
16	J. FAVELLE	27.643	R. OUGHTRE	33.662	B. WILSON	22.017	S. NICHOLSO	31.972	T. BRAMICH	1:54.915	1:54.915	
17	D. SKEER	27.652	T. BRAMICH	33.757	D. SKEER	22.043	G. NELSON	32.008	D. CARBERRY	1:54.995	1:55.980	
18	T. BRAMICH	27.945	B. WILSON	33.870	S. NICHOLSO	22.145	D. CARBERRY	32.049	D. SKEER	1:55.041	1:55.330	
19	C. BOURNE	28.129	G. NELSON	33.943	G. NELSON	22.151	C. BOURNE	32.096	G. NELSON	1:56.324	1:56.595	
20	G. NELSON	28.222	C. BOURNE	34.500	C. BOURNE	22.694	D. SKEER	32.185	C. BOURNE	1:57.419	1:57.641	
21	L. DURNING	28.404	B. BOLSTER	34.698	L. DURNING	22.791	P. NERLICH	33.092	L. DURNING	1:59.713	1:59.713	
22	S. CONDON	28.799	L. DURNING	34.899	B. BOLSTER	23.099	B. BOLSTER	33.314	B. BOLSTER	2:00.283	2:00.283	
23	P. NERLICH	28.969	P. NERLICH	35.044	P. NERLICH	23.324	L. DURNING	33.619	P. NERLICH	2:00.429	2:00.610	
24	B. BOLSTER	29.172	S. CONDON	36.005	S. CONDON	23.764	S. CONDON	34.483	S. CONDON	2:03.051	2:04.597	
25	D. HUGHES	30.612	D. HUGHES	37.874	D. HUGHES	25.156	D. HUGHES	35.961	D. HUGHES	2:09.603	2:09.850	

The results are provisional until the end of the time limit for protests and appeals.


 Chief Timekeeper - Scott Lang


 Race Director - Tom Williams




AUSTRALIAN SUPERSPORT CHAMPIONSHIP
PROVISIONAL PROGRESSIVE ROUND POINTS (by Class)

AUSTRALIAN SUPERSPORT CHAMPIONSHIP

Pos	No	Name	Machine	Rnd 1 Pole	Rnd 1 Race 1	Rnd 1 Race 2	Total
1	85	Ty LYNCH	Yamaha		13	25	38
2	42	Jack PASSFIELD	Yamaha		18	14	32
3	88	Luke SANDERS	Yamaha		9	20	29
4	49	Jake FARNSWORTH	Yamaha		12	17	29
5	1	John LYTRAS	Yamaha		10	18	28
6	29	Harrison VOIGHT	Yamaha	1	25		26
7	39	Scott NICHOLSON	Yamaha		16	5	21
8	86	Dallas SKEER	Yamaha		14	6	20
9	44	Tom BRAMICH	Yamaha		20		20
10	45	Olly SIMPSON	Yamaha		17		17
11	66	Mitch SIMPSON	Yamaha			16	16
12	21	Tarbon WALKER	Yamaha		6	10	16
13	72	Ben BAKER	Yamaha			15	15
14	5	Jake SENIOR	Yamaha		2	13	15
15	26	Sean CONDON	Yamaha		11	4	15
16	3	Cameron DUNKER	Yamaha		15		15
17	220	Declan CARBERRY	Suzuki			12	12
18	33	Jack FAVELLE	Honda		3	9	12
19	54	Brendan WILSON	Yamaha		4	8	12
20	121	Reece OUGHTRED	Yamaha			11	11
21	9	Glenn NELSON	Yamaha		1	7	8
22	279	Hayden NELSON	Yamaha		8		8
23	12	Luca DURNING	Yamaha		7		7
24	8	Hunter FORD	Kawasaki		5		5

AUSTRALIAN SUPERTWINS CUP

Pos	No	Name	Machine	Rnd 1 Pole	Rnd 1 Race 1	Rnd 1 Race 2	Total
1	36	Cori BOURNE	Aprilia		25	25	50
2	97	Peter NERLICH	Yamaha		18	20	38
3	22	Brian BOLSTER	Suzuki		20	18	38
4	226	Dan HUGHES	Yamaha		17	17	34


 Chief Timekeeper - Scott Lang


 Race Director - Tom Williams



AUSTRALIAN SUPERSPORT CHAMPIONSHIP
PROVISIONAL PROGRESSIVE CHAMPIONSHIP POINTS (by Class)

AUSTRALIAN SUPERSPORT CHAMPIONSHIP

Pos	No	Name	Machine	Rnd 1 Pole	Rnd 1 Race 1	Rnd 1 Race 2	Total
1	85	Ty LYNCH	Yamaha		13	25	38
2	42	Jack PASSFIELD	Yamaha		18	14	32
3	88	Luke SANDERS	Yamaha		9	20	29
4	49	Jake FARNSWORTH	Yamaha		12	17	29
5	1	John LYTRAS	Yamaha		10	18	28
6	29	Harrison VOIGHT	Yamaha	1	25		26
7	39	Scott NICHOLSON	Yamaha		16	5	21
8	44	Tom BRAMICH	Yamaha		20		20
9	86	Dallas SKEER	Yamaha		14	6	20
10	45	Olly SIMPSON	Yamaha		17		17
11	66	Mitch SIMPSON	Yamaha			16	16
12	21	Tarbon WALKER	Yamaha		6	10	16
13	3	Cameron DUNKER	Yamaha		15		15
14	72	Ben BAKER	Yamaha			15	15
15	5	Jake SENIOR	Yamaha		2	13	15
16	26	Sean CONDON	Yamaha		11	4	15
17	220	Declan CARBERRY	Suzuki			12	12
18	33	Jack FAVELLE	Honda		3	9	12
19	54	Brendan WILSON	Yamaha		4	8	12
20	121	Reece OUGHTRED	Yamaha			11	11
21	279	Hayden NELSON	Yamaha		8		8
22	9	Glenn NELSON	Yamaha		1	7	8
23	12	Luca DURNING	Yamaha		7		7
24	8	Hunter FORD	Kawasaki		5		5

AUSTRALIAN SUPERTWINS CUP

Pos	No	Name	Machine	Rnd 1 Pole	Rnd 1 Race 1	Rnd 1 Race 2	Total
1	36	Cori BOURNE	Aprilia		25	25	50
2	97	Peter NERLICH	Yamaha		18	20	38
3	22	Brian BOLSTER	Suzuki		20	18	38
4	226	Dan HUGHES	Yamaha		17	17	34


 Chief Timekeeper - Scott Lang


 Race Director - Tom Williams





ASBK Round 1

World SBK
Phillip Island GP Circuit
24-26 February 2023



GRAND RIDGE
BREWERY
AUSTRALIAN ROUND

MICHELIN AUSTRALIAN SUPERSPORT CHAMPIONSHIP

Race 2


Date: 25/02/23
Event: R07
Weather: Overcast / Light rain - Temp: 20.8C
Track: Wet - Temp: 23.7C

Started at: 17:30:59
Laps: 10
Starters: 28
Posted at: 18:08

PROVISIONAL RACE INFORMATION (by Class)

Time	Description
17:20:01	PIT EXIT OPEN
17:20:13	SIGHTING LAP STARTED
17:23:02	PIT EXIT CLOSED
17:28:04	WARM UP LAP STARTED
17:30:59	Event Start
17:31:45	Rider 45 (Oilly SIMPSON) CRASHED TURN 2 - RIDER UP
17:33:04	Rider 279 (Hayden NELSON) CRASHED SECTOR 3 - RIDER UP
17:34:39	Rider 26 (Sean CONDON) CRASHED TURN 4 - RESUMED
17:35:40	Rider 8 (Hunter FORD) CRASHED TURN 10 - RIDER UP
17:36:32	Rider 12 (Luca DURNING) CRASHED TURN 4 - RIDER UP
17:38:45	Rider 44 (Tom BRAMICH) CRASHED TURN 8 - RIDER UP
17:39:28	Rider 29 (Harrison VOIGHT) CRASHED TURN 11 - RIDER UP
17:39:45	NO JUMP STARTS
17:44:00	Rider 10 (Noel MAHON) CRASHED TURN 4 - RIDER UP
17:49:51	Chequered Flag
17:51:59	Event Finish

The results are provisional until the end of the time limit for protests and appeals.


Chief Timekeeper - Scott Lang


Race Director - Tom Williams



www.computime.com.au
COMPUTIME RACE TIMING SYSTEMS PTY LTD

