

2025

**ROUND 3****Shark Stadium - Cronulla, NSW****October 25**

PRESENTED BY



Date: 25/10/25

Event: R16

Weather: Night - Temp: 21.7C

Track: Good

**SX 1
FINAL 1**

Started at: 20:04:03

Laps: 10

Starters: 18

Posted at: 8:14 PM

PROVISIONAL CLASSIFICATION

Pos	No	Name	Machine	Laps	Race Time	Behind Leader	Behind Prev	Fastest Lap	On Lap
1	15	Dean WILSON (SCO) / Quad Lock Honda	Honda CRF 450	10	7:58.012			48.179	5
2	4	Luke CLOUT (AUS) / Penrite Racing Empire Kawasaki	Kawasaki KX 450	10	8:05.859	7.847	7.847	48.873	4
3	86	Mitchell HARRISON (USA) / Monster Energy CDR Yamaha	Yamaha YZF 450	10	8:07.984	9.972	2.125	49.259	4
4	2	Cedric SOUBEYRAS (FRA) / Boost Mobile Honda	Honda CRF 450	10	8:08.359	10.347	.375	49.479	5
5	29	Phillip NICOLETTI (USA) / Monster Energy CDR Yamaha	Yamaha YZF 250	10	8:12.226	14.214	3.867	49.114	3
6	53	Dylan WALSH (UK) / KTM Racing Team	KTM SXF 450	10	8:15.221	17.209	2.995	50.118	4
7	45	Hayden MELLROSS (AUS) / Mellross Homes / Code Construction / Melrose Contr. / Newcastle P-sp.	KTM SXF 450	10	8:17.322	19.310	2.101	49.729	2
8	16	Luke ZIELINSKI (AUS) / Power Cat Marine / Serco Motorsport / Northstar Yamaha	Yamaha YZF 450	10	8:27.177	29.165	9.855	50.205	4
9	25	Liam JACKSON (AUS) / Pro Honda / Honda Racing Aus / Elliot Bros. / McLeods Accessories	Honda CRF 450	10	8:44.512	46.500	17.335	51.006	4
10	52	Jyle CAMPBELL (AUS) / Flying Freckle / Complete Metal Ind. / Designer Bead Crete / Factory Spec	KTM SXF 450	10	8:46.426	48.414	1.914	53.035	2
11	262	Dylan WOOD (AUS) / Storm Lake Honda / Buddy Brooks Racing / Woodville MX	Honda CRF 450	10	8:51.222	53.210	4.796	52.801	4
12	49	Cody O'LOAN (AUS) / SFC Racing	Yamaha YZF 450	10	8:52.390	54.378	1.168	53.611	6
13	20	Jesse BISHOP (AUS) / SFC Racing	Yamaha YZF 450	9	8:06.592	1 Lap		54.793	6
14	32	Joel CIGLIANO (AUS) / Team Green / MMM Cycles / No Fear Motocross / Pro-Moto Suspension	Kawasaki KX 450	9	8:07.423	1 Lap	.831	55.154	4
15	82	Elijah WIESE (AUS) / Kawasaki Aust. / MX Store / SKDA / Elite Edge Fitness / Dirt Bike Services	Kawasaki KX 450	9	8:26.766	1 Lap	19.343	56.286	4
16	18	Mitchell NORRIS (AUS) / Fourth / Fist / MXStore / Coast Yamaha / DMP Engineering	Yamaha YZF 450	9	8:28.599	1 Lap	1.833	56.320	4
17	9	Aaron TANTI (AUS) / CDR Yamaha Monster Energy	Yamaha YZF 450	9	8:49.553	1 Lap	20.954	48.599	3
18	71	Seth JACKSON (AUS) / Triumph Winner Racing	Triumph TR 450	8	8:43.867	2 Laps		57.964	2

Fastest Lap was 48.179 by 15 Dean WILSON (SCO)

The results are provisional until the expiration of the time limit for protests and appeals.

Chief Timekeeper - Scott Lain

Race Director - Kevin Williams

Clerk of Course - Mark Nichols

**COMPUTIME RACE TIMING SYSTEMS PTY LTD**E-mail : scott@computime.com.au Ph : +61418171317

2025

**ROUND 3****Shark Stadium - Cronulla, NSW****October 25**

PRESENTED BY



Date: 25/10/25

Event: R16

Weather: Night - Temp: 21.7C

Track: Good

SX 1
FINAL 1

Started at: 20:04:03

Laps: 10

Starters: 18

Posted at: 8:14 PM

PROVISIONAL LAP TIMES

No	Name	Lap 1	Lap 2	Lap 3	Lap 4	Lap 5	Lap 6	Lap 7	Lap 8	Lap 9	Lap 10
2	Cedric SOUBEYRAS (FRA)	33.688	51.286	50.273	50.773	49.479	51.049	49.784	51.087	50.245	50.695
4	Luke CLOUT (AUS)	32.365	48.946	49.521	48.873	50.033	52.868	50.584	50.190	50.807	51.672
9	Aaron TANTI (AUS)	33.169	50.045	48.599	49.455	2:08.601	53.409	52.961	57.449	55.865	
15	Dean WILSON (SCO)	29.940	48.634	48.649	48.289	48.179	51.091	49.898	49.594	50.235	53.503
16	Luke ZIELINSKI (AUS)	36.663	51.522	50.991	50.205	52.714	51.794	52.082	52.540	53.205	55.461
18	Mitchell NORRIS (AUS)	40.522	1:00.689	57.140	56.320	57.236	57.295	1:01.818	58.432	59.147	
20	Jesse BISHOP (AUS)	39.657	55.336	54.946	55.781	56.917	54.793	55.982	56.050	57.130	
25	Liam JACKSON (AUS)	35.924	53.763	51.280	51.006	53.044	52.076	52.684	52.012	53.126	1:09.597
29	Phillip NICOLETTI (USA)	31.045	49.521	49.114	51.399	51.116	52.923	50.322	53.385	51.494	51.907
32	Joel CIGLIANO (AUS)	38.051	55.408	55.540	55.154	57.211	55.493	56.101	57.583	56.882	
45	Hayden MELLROSS (AUS)	34.152	49.729	50.197	51.672	51.683	52.013	51.147	51.438	51.464	53.827
49	Cody O'LOAN (AUS)	39.338	55.079	53.917	54.173	55.922	53.611	54.336	54.552	56.187	55.275
52	Jyle CAMPBELL (AUS)	34.841	53.035	54.398	54.105	56.000	53.717	54.243	54.745	55.606	55.736
53	Dylan WALSH (UK)	31.891	50.486	51.066	50.118	50.385	51.670	52.815	51.692	51.389	53.709
71	Seth JACKSON (AUS)	40.861	57.964	58.426	1:22.143	1:02.150	1:02.478	1:34.165	1:05.680		
82	Elijah WIESE (AUS)	38.717	58.086	57.746	56.286	56.920	57.902	58.525	1:03.129	59.455	
86	Mitchell HARRISON (USA)	34.701	50.019	49.920	49.259	50.807	51.284	49.720	50.369	50.419	51.486
262	Dylan WOOD (AUS)	41.613	55.092	55.408	52.801	55.800	54.397	54.525	53.250	53.295	55.041

The results are provisional until the expiration of the time limit for protests and appeals.

Chief Timekeeper - Scott Lain

Race Director - Kevin Williams

Clerk of Course - Mark Nichols

**COMPUTIME RACE TIMING SYSTEMS PTY LTD**E-mail : scott@computime.com.au Ph : +61418171317

2025

**ROUND 3****Shark Stadium - Cronulla, NSW****October 25**

PRESENTED BY



Date: 25/10/25

Event: R16

Weather: Night - Temp: 21.7C

Track: Good

SX 1
FINAL 1

Started at: 20:04:03

Laps: 10

Starters: 18

Posted at: 8:14 PM

PROVISIONAL SECTOR TIMES

Lap	Sector 1	Sector 2	Sector 3	Lap Time	Lap	Sector 1	Sector 2	Sector 3	Lap Time
2 Cedric SOUBEYRAS (FRA) (4th)					2	24.086	11.857	12.691	48.634
1	6.140	13.440	14.108	33.688	3	24.299	11.476	12.874	48.649
2	24.896	13.127	13.263	51.286	4	24.213	11.368	12.708	48.289
3	26.129	11.452	12.692	50.273	5	24.001	11.387	12.791	48.179
4	25.007	12.433	13.333	50.773	6	26.471	11.524	13.096	51.091
5	24.679	12.217	12.583	49.479	7	25.122	11.606	13.170	49.898
6	26.369	11.959	12.721	51.049	8	24.956	11.728	12.910	49.594
7	25.351	11.871	12.562	49.784	9	25.303	11.691	13.241	50.235
8	25.415	12.274	13.398	51.087	10	25.741	12.672	15.090	53.503
9	25.610	11.755	12.880	50.245					
10	25.199	11.557	13.939	50.695	16 Luke ZIELINSKI (AUS) (8th)				
					1	7.101	15.297	14.265	36.663
					2	25.403	12.044	14.075	51.522
					3	25.789	12.049	13.153	50.991
					4	25.161	11.995	13.049	50.205
					5	25.647	12.197	14.870	52.714
					6	25.977	12.057	13.760	51.794
					7	25.658	12.534	13.890	52.082
					8	26.429	12.250	13.861	52.540
					9	26.392	12.555	14.258	53.205
					10	27.346	12.474	15.641	55.461
4 Luke CLOUT (AUS) (2nd)					18 Mitchell NORRIS (AUS) (16th)				
1	6.022	12.963	13.380	32.365	1	7.370	17.830	15.322	40.522
2	24.439	11.875	12.632	48.946	2	29.887	15.891	14.911	1:00.689
3	24.821	12.218	12.482	49.521	3	28.299	13.781	15.060	57.140
4	24.297	12.070	12.506	48.873	4	28.334	13.059	14.927	56.320
5	25.028	12.089	12.916	50.033	5	28.124	13.468	15.644	57.236
6	27.910	12.060	12.898	52.868	6	28.734	13.310	15.251	57.295
7	25.569	12.174	12.841	50.584	7	29.762	13.405	18.651	1:01.818
8	24.892	12.206	13.092	50.190	8	29.461	13.503	15.468	58.432
9	25.242	12.364	13.201	50.807	9	28.779	14.181	16.187	59.147
10	25.057	12.360	14.255	51.672	20 Jesse BISHOP (AUS) (13th)				
9 Aaron TANTI (AUS) (17th)					1	7.529	16.974	15.154	39.657
1	5.728	13.701	13.740	33.169	2	28.045	12.716	14.575	55.336
2	24.567	12.246	13.232	50.045	3	27.210	13.084	14.652	54.946
3	24.341	11.506	12.752	48.599					
4	24.211	12.499	12.745	49.455					
5	1:41.077	12.658	14.866	2:08.601					
6	26.102	12.567	14.740	53.409					
7	25.821	12.636	14.504	52.961					
8	29.876	12.954	14.619	57.449					
9	27.453	12.833	15.579	55.865					
15 Dean WILSON (SCO) (1st)									
1	5.421	11.926	12.593	29.940					

Chief Timekeeper - Scott Lain

Race Director - Kevin Williams

Clerk of Course - Mark Nichols

**COMPUTIME RACE TIMING SYSTEMS PTY LTD**

E-mail : scott@computime.com.au Ph : +61418171317



2025

**ROUND 3****Shark Stadium - Cronulla, NSW****October 25**

PRESENTED BY



Date: 25/10/25

Event: R16

Weather: Night - Temp: 21.7C

Track: Good

SX 1
FINAL 1

Started at: 20:04:03

Laps: 10

Starters: 18

Posted at: 8:14 PM

PROVISIONAL SECTOR TIMES

Lap	Sector 1	Sector 2	Sector 3	Lap Time	Lap	Sector 1	Sector 2	Sector 3	Lap Time
4	27.557	12.786	15.438	55.781	6	27.887	12.866	14.740	55.493
5	28.969	13.259	14.689	56.917	7	28.045	13.077	14.979	56.101
6	27.160	13.233	14.400	54.793	8	28.723	13.298	15.562	57.583
7	28.166	12.853	14.963	55.982	9	27.719	13.560	15.603	56.882
8	28.440	12.717	14.893	56.050	45 Hayden MELLROSS (AUS) (7th)				
9	28.336	13.000	15.794	57.130	1	6.375	13.578	14.199	34.152
25 Liam JACKSON (AUS) (9th)					2	24.986	11.912	12.831	49.729
1	6.783	14.774	14.367	35.924	3	24.926	12.242	13.029	50.197
2	26.426	12.928	14.409	53.763	4	25.711	12.226	13.735	51.672
3	25.343	12.586	13.351	51.280	5	25.945	11.664	14.074	51.683
4	25.114	12.606	13.286	51.006	6	27.149	11.459	13.405	52.013
5	27.068	12.688	13.288	53.044	7	25.688	11.914	13.545	51.147
6	25.913	12.814	13.349	52.076	8	25.402	11.690	14.346	51.438
7	25.969	12.682	14.033	52.684	9	25.381	11.909	14.174	51.464
8	25.376	12.819	13.817	52.012	10	26.733	12.606	14.488	53.827
9	25.733	13.228	14.165	53.126	49 Cody O'LOAN (AUS) (12th)				
10	33.443	18.631	17.523	1:09.597	1	7.419	16.312	15.607	39.338
29 Phillip NICOLETTI (USA) (5th)					2	27.337	12.753	14.989	55.079
1	5.805	12.324	12.916	31.045	3	26.442	12.610	14.865	53.917
2	24.223	11.892	13.406	49.521	4	26.551	12.493	15.129	54.173
3	24.154	11.978	12.982	49.114	5	28.303	12.583	15.036	55.922
4	26.135	11.957	13.307	51.399	6	26.509	12.369	14.733	53.611
5	25.577	12.013	13.526	51.116	7	26.964	12.518	14.854	54.336
6	26.998	12.017	13.908	52.923	8	26.807	12.476	15.269	54.552
7	24.898	12.269	13.155	50.322	9	27.698	13.069	15.420	56.187
8	26.771	12.505	14.109	53.385	10	27.126	12.623	15.526	55.275
9	25.792	12.290	13.412	51.494	52 Jyle CAMPBELL (AUS) (10th)				
10	26.000	12.176	13.731	51.907	1	6.088	13.988	14.765	34.841
32 Joel CIGLIANO (AUS) (14th)					2	26.285	12.300	14.450	53.035
1	6.950	16.015	15.086	38.051	3	27.099	13.025	14.274	54.398
2	27.419	13.411	14.578	55.408	4	26.562	13.407	14.136	54.105
3	27.544	13.224	14.772	55.540	5	28.846	12.895	14.259	56.000
4	27.326	12.652	15.176	55.154	6	26.318	13.112	14.287	53.717
5	28.820	12.758	15.633	57.211	7	27.173	12.752	14.318	54.243

Chief Timekeeper - Scott Lain

Race Director - Kevin Williams

Clerk of Course - Mark Nichols

**COMPUTIME RACE TIMING SYSTEMS PTY LTD**

E-mail : scott@computime.com.au

Ph : +61418171317



2025



ROUND 3

Shark Stadium - Cronulla, NSW

October 25

PRESENTED BY



Date: 25/10/25

Event: R16

Weather: Night - Temp: 21.7C

Track: Good

SX 1 FINAL 1

Started at: 20:04:03

Laps: 10

Starters: 18

Posted at: 8:14 PM

PROVISIONAL SECTOR TIMES

Lap	Sector 1	Sector 2	Sector 3	Lap Time	Lap	Sector 1	Sector 2	Sector 3	Lap Time
8	27.658	12.696	14.391	54.745	5	28.323	13.031	15.566	56.920
9	27.896	13.050	14.660	55.606	6	28.728	13.175	15.999	57.902
10	27.718	12.735	15.283	55.736	7	28.609	13.023	16.893	58.525
53 Dylan WALSH (UK) (6th)					8	34.336	13.229	15.564	1:03.129
1	5.364	13.247	13.280	31.891	9	28.536	14.890	16.029	59.455
2	25.475	12.157	12.854	50.486	86 Mitchell HARRISON (USA) (3rd)				
3	26.028	12.214	12.824	51.066	1	6.504	14.055	14.142	34.701
4	25.028	12.250	12.840	50.118	2	24.491	12.259	13.269	50.019
5	25.037	12.310	13.038	50.385	3	24.315	12.367	13.238	49.920
6	26.700	12.127	12.843	51.670	4	24.615	11.777	12.867	49.259
7	26.494	13.048	13.273	52.815	5	25.236	12.119	13.452	50.807
8	25.832	12.685	13.175	51.692	6	26.366	12.120	12.798	51.284
9	25.592	12.664	13.133	51.389	7	24.673	12.028	13.019	49.720
10	26.076	12.838	14.795	53.709	8	25.157	12.096	13.116	50.369
71 Seth JACKSON (AUS) (18th)					9	25.547	11.548	13.324	50.419
1		25.554	15.307	40.861	10	24.824	12.179	14.483	51.486
2	28.973	13.658	15.333	57.964	262 Dylan WOOD (AUS) (11th)				
3	28.763	14.676	14.987	58.426	1	7.199	19.287	15.127	41.613
4	51.166	14.696	16.281	1:22.143	2	27.292	13.127	14.673	55.092
5	31.713	14.512	15.925	1:02.150	3	28.567	12.632	14.209	55.408
6	30.382	14.789	17.307	1:02.478	4	26.103	12.446	14.252	52.801
7	1:00.811	15.745	17.609	1:34.165	5	28.802	12.412	14.586	55.800
8	31.680	16.122	17.878	1:05.680	6	27.416	12.796	14.185	54.397
82 Elijah WIESE (AUS) (15th)					7	27.528	12.414	14.583	54.525
1	6.567	15.172	16.978	38.717	8	26.279	12.619	14.352	53.250
2	28.733	13.653	15.700	58.086	9	26.714	12.729	13.852	53.295
3	29.619	12.867	15.260	57.746	10	27.230	12.756	15.055	55.041
4	27.895	13.020	15.371	56.286					

The results are provisional until the expiration of the time limit for protests and appeals.


Chief Timekeeper - Scott Lain


Race Director - Kevin Williams


Clerk of Course - Mark Nichols



COMPUTIME RACE TIMING SYSTEMS PTY LTD

E-mail : scott@computime.com.au Ph : +61418171317



2025



ROUND 3

Shark Stadium - Cronulla, NSW

October 25

PRESENTED BY



SX 1 FINAL 1

Date: 25/10/25
Event: R16
Weather: Night - Temp: 21.7C
Track: Good

Started at: 20:04:03
Laps: 10
Starters: 18
Posted at: 8:14 PM

PROVISIONAL FASTEST LAPS SEQUENCE

Lap	Race Pos	No	Name	Machine	Fastest Lap	On Lap
2	1	15	Dean WILSON (SCO)	Honda CRF 450	48.634	2
3	4	9	Aaron TANTI (AUS)	Yamaha YZF 450	48.599	3
4	1	15	Dean WILSON (SCO)	Honda CRF 450	48.289	4
5	1	15	Dean WILSON (SCO)	Honda CRF 450	48.179	5

The results are provisional until the expiration of the time limit for protests and appeals.

Chief Timekeeper - Scott Lain

Race Director - Kevin Williams

Clerk of Course - Mark Nichols



COMPUTIME RACE TIMING SYSTEMS PTY LTD
E-mail : scott@computime.com.au Ph : +61418171317



2025



ROUND 3

Shark Stadium - Cronulla, NSW

October 25

PRESENTED BY



Date: 25/10/25

Event: R16

Weather: Night - Temp: 21.7C

Track: Good

SX 1 FINAL 1

Started at: 20:04:03

Laps: 10


Starters: 18

Posted at: 8:14 PM


PROVISIONAL LAP SHEET

No	Lap Time	Gap	No	Lap Time	Gap	No	Lap Time	Gap	No	Lap Time	Gap	No	Lap Time	Gap			
Lap 1																	
15	29.940		15	48.649		4	50.033	6.047	86	49.720	11.030	82	1:03.129	1 lap			
29	31.045	1.105	29	49.114	2.457	29	51.116	8.504	2	49.784	11.652	18	58.432	1 lap			
53	31.891	1.951	4	49.521	3.609	53	50.385	10.255	53	52.815	13.751	16	53.205	27.207			
4	32.365	2.425	9	48.599	4.590	86	50.807	11.015	45	51.147	15.913	25	53.126	30.406			
9	33.169	3.229	53	51.066	6.220	2	49.479	11.808	16	52.082	21.291	71	1:34.165	2 laps			
2	33.688	3.748	45	50.197	6.855	45	51.683	13.742	25	52.684	25.097	52	55.606	46.181			
45	34.152	4.212	86	49.920	7.417	71	1:22.143	1 lap	52	54.243	35.659	9	57.449	1 lap			
86	34.701	4.761	2	50.273	8.024	16	52.714	18.404	9	53.409	1 lap	262	53.295	51.672			
52	34.841	4.901	53	51.066	6.220	25	53.044	21.326	71	1:02.478	1 lap	49	56.187	52.606			
25	35.924	5.984	45	50.197	6.855	52	56.000	28.688	49	54.336	41.696	Lap 10					
16	36.663	6.723	86	49.920	7.417	49	55.922	34.738	262	54.525	44.956	15	53.503				
32	38.051	8.111	2	50.273	8.024	262	55.800	37.023	32	56.101	48.278	4	51.672	7.847			
82	38.717	8.777	52	54.398	15.051	32	57.211	37.673	20	55.982	48.732	20	57.130	1 lap			
49	39.338	9.398	49	53.917	21.111	20	56.917	38.946	Lap 8				32	56.882	1 lap		
20	39.657	9.717	32	55.540	21.776	82	56.920	44.064	15	49.594		86	51.486	9.972			
18	40.522	10.582	20	54.946	22.716	18	57.236	48.216	4	50.190	9.106	2	50.695	10.347			
71	40.861	10.921	49	53.917	21.111	Lap 6				82	58.525	1 lap	29	51.907	14.214		
262	41.613	11.673	32	55.540	21.776	15	51.091		86	50.369	11.805	53	53.709	17.209			
Lap 2																	
15	48.634		15	48.289		4	52.868	7.824	2	51.087	13.145	45	53.827	19.310			
29	49.521	1.992	4	48.873	4.193	29	52.923	10.336	29	53.385	14.551	82	59.455	1 lap			
4	48.946	2.737	29	51.399	5.567	53	51.670	10.834	53	51.692	15.849	16	55.461	29.165			
53	50.486	3.803	9	49.455	5.756	86	51.284	11.208	18	1:01.818	1 lap	18	59.147	1 lap			
9	50.045	4.640	53	50.118	8.049	2	51.049	11.766	45	51.438	17.757	71	1:05.680	2 laps			
45	49.729	5.307	86	49.259	8.387	45	52.013	14.664	16	52.540	24.237	25	1:09.597	46.500			
86	50.019	6.146	45	51.672	10.238	16	51.794	19.107	25	52.012	27.515	52	55.736	48.414			
2	51.286	6.400	2	50.773	10.508	25	52.076	22.311	52	54.745	40.810	9	55.865	1 lap			
52	53.035	9.302	16	50.205	13.869	71	1:02.150	1 lap	9	52.961	1 lap	262	55.041	53.210			
16	51.522	9.611	25	51.006	16.461	52	53.717	31.314	49	54.552	46.654	49	55.275	54.378			
25	53.763	11.113	52	54.105	20.867	9	2:08.601	1 lap	262	53.250	48.612	Lap 9					
32	55.408	14.885	49	54.173	26.995	49	53.611	37.258	15	50.235		15	50.235				
49	55.079	15.843	52	54.105	20.867	262	54.397	40.329	20	56.050	1 lap	20	57.583	1 lap			
20	55.336	16.419	49	54.173	26.995	32	55.493	42.075	32	57.583	1 lap	4	50.807	9.678			
262	55.092	18.131	32	55.154	28.641	20	54.793	42.648	4	50.807	9.678	86	50.419	11.989			
82	58.086	18.229	262	52.801	29.402	Lap 7				2	50.245	13.155					
71	57.964	20.251	20	55.781	30.208	15	49.898		29	51.494	15.810	53	51.389	17.003			
18	1:00.689	22.637	82	56.286	35.323	82	57.902	1 lap	53	51.389	17.003	45	51.464	18.986			
Lap 5																	
			18	56.320	39.159	18	57.295	1 lap									
			15	48.179		4	50.584	8.510									
						29	50.322	10.760									

The results are provisional until the expiration of the time limit for protests and appeals.


Chief Timekeeper - Scott Lain


Race Director - Kevin Williams


Clerk of Course - Mark Nichols



COMPUTIME RACE TIMING SYSTEMS PTY LTD

E-mail : scott@computime.com.au Ph : +61418171317



2025



ROUND 3

Shark Stadium - Cronulla, NSW

October 25

PRESENTED BY



SX 1 FINAL 1

Started at: 20:04:03
Laps: 10
Starters: 18
Posted at: 8:14 PM

Date: 25/10/25
Event: R16
Weather: Night - Temp: 21.7C
Track: Good


PROVISIONAL LAP CHART

Name	Grid	1	2	3	4	5	6	7	8	9	10	Name
L. CLOUT	1	15	15	15	15	15	15	15	15	15	15	D. WILSON
C. SOUBEYRAS	2	29	29	29	4	4	4	4	4	4	4	L. CLOUT
A. TANTI	9	53	4	4	29	29	29	29	86	86	86	M. HARRISON
H. MELLROSS	45	4	53	9	9	53	53	86	2	2	2	C. SOUBEYRAS
M. HARRISON	86	9	9	53	53	86	86	2	29	29	29	P. NICOLETTI
D. WILSON	15	2	45	45	86	2	2	53	53	53	53	D. WALSH
L. JACKSON	25	45	86	86	45	45	45	45	45	45	45	H. MELLROSS
P. NICOLETTI	29	86	2	2	2	16	16	16	16	16	16	L. ZIELINSKI
L. ZIELINSKI	16	52	52	16	16	25	25	25	25	25	25	L. JACKSON
D. WALSH	53	25	16	25	25	52	52	52	52	52	52	J. CAMPBELL
J. CAMPBELL	52	16	25	52	52	49	49	49	49	262	262	D. WOOD
D. WOOD	262	32	32	49	49	262	262	262	262	49	49	C. O'LOAN
J. BISHOP	20	82	49	32	32	32	32	32	20	20	20	J. BISHOP
J. CIGLIANO	32	49	20	20	262	20	20	20	32	32	32	J. CIGLIANO
E. WIESE	82	20	262	262	20	82	82	82	82	82	82	E. WIESE
M. NORRIS	18	18	82	82	82	18	18	18	18	18	18	M. NORRIS
S. JACKSON	71	71	71	71	18	71	9	9	9	9	9	A. TANTI
C. O'LOAN	49	262	18	18	71	9	71	71	71	71	71	S. JACKSON

The results are provisional until the expiration of the time limit for protests and appeals.


Chief Timekeeper - Scott Lain


Race Director - Kevin Williams


Clerk of Course - Mark Nichols



COMPUTIME RACE TIMING SYSTEMS PTY LTD
E-mail : scott@computime.com.au Ph : +61418171317



2025

**ROUND 3****Shark Stadium - Cronulla, NSW****October 25**

PRESENTED BY



Date: 25/10/25

Event: R16

Weather: Night - Temp: 21.7C

Track: Good

**SX 1
FINAL 1**

Started at: 20:04:03

Laps: 10

Starters: 18

Posted at: 8:14 PM

PROVISIONAL BEST SECTOR TIMES

Pos	Sector 1		Sector 2		Sector 3		Lap			
	Name	Time	Name	Time	Name	Time	Name	Ideal	Fastest	Diff
1	D. WILSON	24.001	D. WILSON	11.368	L. CLOUT	12.482	D. WILSON	48.060	48.179	.119
2	P. NICOLETTI	24.154	C. SOUBEYRAS	11.452	C. SOUBEYRAS	12.562	A. TANTI	48.462	48.599	.137
3	A. TANTI	24.211	H. MELLROSS	11.459	D. WILSON	12.691	L. CLOUT	48.654	48.873	.219
4	L. CLOUT	24.297	A. TANTI	11.506	A. TANTI	12.745	M. HARRISON	48.661	49.259	.598
5	M. HARRISON	24.315	M. HARRISON	11.548	M. HARRISON	12.798	C. SOUBEYR	48.693	49.479	.786
6	C. SOUBEYRAS	24.679	L. CLOUT	11.875	D. WALSH	12.824	P. NICOLETTI	49.028	49.114	.086
7	H. MELLROSS	24.926	P. NICOLETTI	11.892	H. MELLROSS	12.831	H. MELLROSS	49.216	49.729	.513
8	D. WALSH	25.028	L. ZIELINSKI	11.995	P. NICOLETTI	12.982	D. WALSH	49.979	50.118	.139
9	L. JACKSON	25.114	D. WALSH	12.127	L. ZIELINSKI	13.049	L. ZIELINSKI	50.205	50.205	.000
10	L. ZIELINSKI	25.161	J. CAMPBELL	12.300	L. JACKSON	13.286	L. JACKSON	50.986	51.006	.020
11	D. WOOD	26.103	C. O'LOAN	12.369	D. WOOD	13.852	D. WOOD	52.367	52.801	.434
12	J. CAMPBELL	26.285	D. WOOD	12.412	J. CAMPBELL	14.136	J. CAMPBELL	52.721	53.035	.314
13	C. O'LOAN	26.442	L. JACKSON	12.586	J. BISHOP	14.400	C. O'LOAN	53.544	53.611	.067
14	J. BISHOP	27.160	J. CIGLIANO	12.652	J. CIGLIANO	14.578	J. BISHOP	54.276	54.793	.517
15	J. CIGLIANO	27.326	J. BISHOP	12.716	C. O'LOAN	14.733	J. CIGLIANO	54.556	55.154	.598
16	E. WIESE	27.895	E. WIESE	12.867	M. NORRIS	14.911	E. WIESE	56.022	56.286	.264
17	M. NORRIS	28.124	M. NORRIS	13.059	S. JACKSON	14.987	M. NORRIS	56.094	56.320	.226
18	S. JACKSON	28.763	S. JACKSON	13.658	E. WIESE	15.260	S. JACKSON	57.408	57.964	.556

The results are provisional until the expiration of the time limit for protests and appeals.

Chief Timekeeper - Scott Lain

Race Director - Kevin Williams

Clerk of Course - Mark Nichols

**COMPUTIME RACE TIMING SYSTEMS PTY LTD**E-mail : scott@computime.com.au Ph : +61418171317

2025



ROUND 3

Shark Stadium - Cronulla, NSW

October 25



SX 1

PROVISIONAL PROGRESSIVE ROUND POINTS

AUSTRALIAN SUPERMOTO CHAMPIONSHIP - SX 1

Pos	No	Name	Machine	Rnd 3 Final 1	Total
1	15	Dean WILSON	Honda	25	25
2	4	Luke CLOUT	Kawasaki	22	22
3	86	Mitchell HARRISON	Yamaha	20	20
4	2	Cedric SOUBEYRAS	Honda	18	18
5	29	Phillip NICOLETTI	Yamaha	16	16
6	53	Dylan WALSH	KTM	15	15
7	45	Hayden MELLROSS	KTM	14	14
8	16	Luke ZIELINSKI	Yamaha	13	13
9	25	Liam JACKSON	Honda	12	12
10	52	Jyle CAMPBELL	KTM	11	11
11	262	Dylan WOOD	Honda	10	10
12	49	Cody O'LOAN	Yamaha	9	9
13	20	Jesse BISHOP	Yamaha	8	8
14	32	Joel CIGLIANO	Kawasaki	7	7
15	82	Elijah WIESE	Kawasaki	6	6
16	18	Mitchell NORRIS	Yamaha	5	5
17	9	Aaron TANTI	Yamaha	4	4
18	71	Seth JACKSON	Triumph	3	3

Chief Timekeeper - Scott Lain

Race Director - Kevin Williams

Clerk of Course - Mark Nichols



COMPUTIME RACE TIMING SYSTEMS PTY LTD

E-mail : scott@computime.com.au Ph : +61418171317



2025



ROUND 3

Shark Stadium - Cronulla, NSW

October 25



SX 1

PROVISIONAL PROGRESSIVE CHAMPIONSHIP POINTS

AUSTRALIAN SUPERMOTO CHAMPIONSHIP - SX 1

Pos	No	Name	Machine	Rnd 1 Red1	Rnd 2 Red2	Rnd 3 Final 1	Total
1	15	Dean WILSON	Honda	50	50	25	125
2	2	Cedric SOUBEYRAS	Honda	40	44	18	102
3	45	Hayden MELLROSS	KTM	31	38	14	83
4	86	Mitchell HARRISON	Yamaha	28	32	20	80
5	4	Luke CLOUT	Kawasaki	42	10	22	74
6	53	Dylan WALSH	KTM	29	30	15	74
7	16	Luke ZIELINSKI	Yamaha	28	31	13	72
8	29	Phillip NICOLETTI	Yamaha	28	26	16	70
9	9	Aaron TANTI	Yamaha	33	28	4	65
10	25	Liam JACKSON	Honda	20	18	12	50
11	262	Dylan WOOD	Honda	17	19	10	46
12	52	Jyle CAMPBELL	KTM	15	18	11	44
13	24	Brad WEST	Kawasaki	18	22		40
14	64	Dylan WILLS	Husqvarna	16	19		35
15	49	Cody O'LOAN	Yamaha	11	12	9	32
16	51	Robbie MARSHALL	Yamaha	14	18		32
17	32	Joel CIGLIANO	Kawasaki	10	9	7	26
18	20	Jesse BISHOP	Yamaha		9	8	17
19	82	Elijah WIESE	Kawasaki			6	6
20	18	Mitchell NORRIS	Yamaha			5	5
21	71	Seth JACKSON	Triumph			3	3

Chief Timekeeper - Scott Lain

Race Director - Kevin Williams

Clerk of Course - Mark Nichols



COMPUTIME RACE TIMING SYSTEMS PTY LTD

E-mail : scott@computime.com.au Ph : +61418171317



2025



ROUND 3

Shark Stadium - Cronulla, NSW

October 25

PRESENTED BY



Date: 25/10/25

Event: R16

Weather: Night - Temp: 21.7C

Track: Good

SX 1
FINAL 1

Started at: 20:04:03

Laps: 10

Starters: 18

Posted at: 8:14 PM

PROVISIONAL RACE INFORMATION

Time	Description
19:59:05	SIGHTING LAP STARTED
20:04:03	Event Start
20:04:19	Rider 53 (Dylan WALSH) HOLE SHOT
20:12:01	Chequered Flag
20:13:02	Event Finish

The results are provisional until the expiration of the time limit for protests and appeals.

Chief Timekeeper - Scott Lain

Race Director - Kevin Williams

Clerk of Course - Mark Nichols



COMPUTIME RACE TIMING SYSTEMS PTY LTD
E-mail : scott@computime.com.au Ph : +61418171317

