

2025

**ROUND 5 Adelaide, SA****November 28 - 30**

PRESENTED BY

**SX 1
FINAL 2**

Date: 29/11/25
 Event: R08
 Weather: Clear - Temp: 16.4C
 Track: Good

Started at: 19:51:01
 Laps: 10
 Starters: 18
 Posted at: 8:02 PM

PROVISIONAL CLASSIFICATION

| Pos | No | Name | Machine | Laps | Race Time | Behind Leader | Behind Prev | Fastest Lap | On Lap |
|-----|----|---|------------------|------|-----------|---------------|-------------|-------------|--------|
| 1 | 15 | Dean WILSON (SCO) / Quad Lock Honda | Honda CRF 450 | 10 | 6:31.886 | | | 37.722 | 5 |
| 2 | 9 | Aaron TANTI (AUS) / CDR Yamaha Monster Energy | Yamaha YZF 450 | 10 | 6:36.369 | 4.483 | 4.483 | 37.851 | 5 |
| 3 | 53 | Dylan WALSH (UK) / KTM Racing Team | KTM SXF 450 | 10 | 6:44.062 | 12.176 | 7.693 | 38.838 | 2 |
| 4 | 29 | Phillip NICOLETTI (USA) / Monster Energy CDR Yamaha | Yamaha YZF 450 | 10 | 6:45.169 | 13.283 | 1.107 | 39.204 | 2 |
| 5 | 45 | Hayden MELLROSS (AUS) / Mellross Homes / Code Construction / Melrose Contr. / Newcastle P-sp. | KTM SXF 450 | 10 | 6:47.015 | 15.129 | 1.846 | 39.036 | 2 |
| 6 | 2 | Cedric SOUBEYRAS (FRA) / Boost Mobile Honda | Honda CRF 450 | 10 | 6:47.721 | 15.835 | .706 | 39.099 | 3 |
| 7 | 4 | Luke CLOUT (AUS) / Penrite Racing Empire Kawasaki | Kawasaki KXF 450 | 10 | 6:52.336 | 20.450 | 4.615 | 38.060 | 5 |
| 8 | 24 | Brad WEST (AUS) / Kawasaki Aust. / Lee Crane Hire / JTR / Fly Racing / JR Factory Services | Kawasaki KXF 450 | 10 | 6:58.580 | 26.694 | 6.244 | 39.593 | 4 |
| 9 | 52 | Jyle CAMPBELL (AUS) / Flying Freckle / Complete Metal Ind. / Designer Bead Crete / Factory Spec | KTM SXF 450 | 10 | 7:02.024 | 30.138 | 3.444 | 41.022 | 2 |
| 10 | 86 | Mitchell HARRISON (USA) / Monster Energy CDR Yamaha | Yamaha YZF 450 | 10 | 7:06.920 | 35.034 | 4.896 | 39.128 | 6 |
| 11 | 18 | Mitchell NORRIS (AUS) / Coast Yamaha / DBS Suspension / MX Store / Fourth Gear / Fist Gloves | Yamaha YZF 450 | 10 | 7:09.549 | 37.663 | 2.629 | 41.010 | 3 |
| 12 | 49 | Cody O'LOAN (AUS) / SFC Racing | Yamaha YZF 450 | 10 | 7:10.172 | 38.286 | .623 | 40.771 | 5 |
| 13 | 64 | Dylan WILLS (AUS) / Forth Jaecoo Yamaha | Yamaha YZ 450 | 9 | 6:39.708 | 1 Lap | | 39.004 | 5 |
| 14 | 20 | Jesse BISHOP (AUS) / SFC Racing | Yamaha YZF 450 | 9 | 6:43.710 | 1 Lap | 4.002 | 42.352 | 3 |
| 15 | 25 | Liam JACKSON (AUS) / Pro Honda / Honda Racing Aus / Elliot Bros. / McLeods Accessories | Honda CRF 450 | 9 | 6:48.025 | 1 Lap | 4.315 | 41.384 | 5 |
| 16 | 82 | Elijah WIESE (AUS) / Kawasaki Aust. / MX Store / SKDA / Elite Edge Fitness / Dirt Bike Services | Kawasaki KXF 450 | 9 | 6:53.023 | 1 Lap | 4.998 | 42.817 | 2 |
| 17 | 32 | Joel CIGLIANO (AUS) / Team Green / MMM Cycles / No Fear Motocross / Pro-Moto Suspension | Kawasaki KXF 450 | 9 | 7:03.421 | 1 Lap | 10.398 | 44.682 | 4 |
| 18 | 71 | Seth JACKSON (AUS) / Triumph Winner Racing | Triumph TF 450 | 9 | 7:08.008 | 1 Lap | 4.587 | 46.218 | 3 |

Fastest Lap was 37.722 by 15 Dean WILSON (SCO)

The results are provisional until the expiration of the time limit for protests and appeals.

Chief Timekeeper - Scott Lain

Race Director - Kevin Williams

Clerk of Course - Mark Nichols

**COMPUTIME RACE TIMING SYSTEMS PTY LTD**E-mail : scott@computime.com.au Ph : +61418171317

2025



ROUND 5 Adelaide, SA

November 28 - 30

PRESENTED BY



**SX 1
FINAL 2**

Started at: 19:51:01
Laps: 10
Starters: 18
Posted at: 8:02 PM

Date: 29/11/25
Event: R08
Weather: Clear - Temp: 16.4C
Track: Good

PROVISIONAL LAP TIMES

| No | Name | Lap 1 | Lap 2 | Lap 3 | Lap 4 | Lap 5 | Lap 6 | Lap 7 | Lap 8 | Lap 9 | Lap 10 |
|----|-------------------------|--------|---------------|---------------|---------------|---------------|---------------|--------|--------|--------|--------|
| 2 | Cedric SOUBEYRAS (FRA) | 44.958 | 39.542 | 39.099 | 39.720 | 39.829 | 40.252 | 40.984 | 40.579 | 40.807 | 41.951 |
| 4 | Luke CLOUT (AUS) | 56.932 | 40.682 | 38.809 | 39.300 | 38.060 | 38.733 | 39.144 | 38.948 | 41.257 | 40.471 |
| 9 | Aaron TANTI (AUS) | 42.373 | 38.919 | 38.665 | 38.238 | 37.851 | 38.717 | 39.794 | 39.792 | 40.611 | 41.409 |
| 15 | Dean WILSON (SCO) | 43.578 | 38.971 | 38.698 | 38.065 | 37.722 | 38.638 | 38.358 | 38.464 | 39.937 | 39.455 |
| 18 | Mitchell NORRIS (AUS) | 46.164 | 41.054 | 41.010 | 41.388 | 43.011 | 42.960 | 42.986 | 44.402 | 44.201 | 42.373 |
| 20 | Jesse BISHOP (AUS) | 49.953 | 43.386 | 42.352 | 44.052 | 45.566 | 43.596 | 44.465 | 46.050 | 44.290 | |
| 24 | Brad WEST (AUS) | 52.620 | 41.273 | 41.234 | 39.593 | 40.804 | 40.600 | 40.125 | 40.752 | 41.226 | 40.353 |
| 25 | Liam JACKSON (AUS) | 52.972 | 43.843 | 42.143 | 41.544 | 41.384 | 42.203 | 42.693 | 42.199 | 59.044 | |
| 29 | Phillip NICOLETTI (USA) | 42.817 | 39.204 | 39.688 | 40.447 | 40.019 | 40.440 | 40.430 | 40.512 | 40.944 | 40.668 |
| 32 | Joel CIGLIANO (AUS) | 53.569 | 45.693 | 45.000 | 44.682 | 44.685 | 45.790 | 47.355 | 48.188 | 48.459 | |
| 45 | Hayden MELLROSS (AUS) | 44.270 | 39.036 | 39.043 | 39.219 | 39.623 | 40.943 | 40.780 | 41.550 | 40.868 | 41.683 |
| 49 | Cody O'LOAN (AUS) | 51.280 | 44.373 | 42.129 | 42.565 | 40.771 | 41.292 | 42.558 | 41.617 | 42.351 | 41.236 |
| 52 | Jyle CAMPBELL (AUS) | 46.989 | 41.022 | 41.203 | 41.217 | 41.393 | 42.614 | 41.056 | 42.312 | 42.339 | 41.879 |
| 53 | Dylan WALSH (UK) | 41.908 | 38.838 | 39.776 | 40.530 | 39.802 | 40.494 | 41.087 | 40.717 | 40.475 | 40.435 |
| 64 | Dylan WILLS (AUS) | 47.537 | 53.413 | 43.716 | 39.977 | 39.004 | 39.688 | 39.505 | 53.142 | 43.726 | |
| 71 | Seth JACKSON (AUS) | 50.774 | 46.432 | 46.218 | 46.433 | 46.788 | 47.580 | 47.474 | 48.025 | 48.284 | |
| 82 | Elijah WIESE (AUS) | 49.190 | 42.817 | 43.665 | 47.286 | 45.504 | 47.030 | 43.453 | 47.918 | 46.160 | |
| 86 | Mitchell HARRISON (USA) | 47.893 | 57.175 | 40.521 | 39.775 | 39.677 | 39.128 | 39.343 | 39.938 | 39.759 | 43.711 |

The results are provisional until the expiration of the time limit for protests and appeals.

Scott Lain
Chief Timekeeper - Scott Lain

Kevin Williams
Race Director - Kevin Williams

Mark Nichols
Clerk of Course - Mark Nichols



COMPUTIME RACE TIMING SYSTEMS PTY LTD

E-mail : scott@computime.com.au Ph : +61418171317



2025



SUPERCROSS CHAMPIONSHIP

ROUND 5 Adelaide, SA**November 28 - 30**

PRESENTED BY

SX 1
FINAL 2

Started at: 19:51:01

Laps: 10

Starters: 18

Posted at: 8:02 PM

Date: 29/11/25

Event: R08

Weather: Clear - Temp: 16.4C

Track: Good

PROVISIONAL SECTOR TIMES

| Lap | Sector 1 | Sector 2 | Sector 3 | Lap Time | Lap | Sector 1 | Sector 2 | Sector 3 | Lap Time |
|---------------------------------------|---------------|---------------|---------------|---------------|--|---------------|---------------|---------------|---------------|
| 2 Cedric SOUBEYRAS (FRA) (6th) | | | | | 1 | 15.201 | 10.223 | 18.154 | 43.578 |
| 1 | 15.570 | 10.788 | 18.600 | 44.958 | 2 | 11.041 | 9.998 | 17.932 | 38.971 |
| 2 | 11.542 | 10.272 | 17.728 | 39.542 | 3 | 10.962 | 10.088 | 17.648 | 38.698 |
| 3 | 11.335 | 10.230 | 17.534 | 39.099 | 4 | 10.806 | 9.967 | 17.292 | 38.065 |
| 4 | 11.250 | 10.557 | 17.913 | 39.720 | 5 | 10.816 | 9.701 | 17.205 | 37.722 |
| 5 | 11.324 | 10.363 | 18.142 | 39.829 | 6 | 10.784 | 10.189 | 17.665 | 38.638 |
| 6 | 11.387 | 10.540 | 18.325 | 40.252 | 7 | 11.050 | 9.781 | 17.527 | 38.358 |
| 7 | 11.641 | 10.696 | 18.647 | 40.984 | 8 | 10.868 | 9.722 | 17.874 | 38.464 |
| 8 | 11.641 | 10.356 | 18.582 | 40.579 | 9 | 11.159 | 10.596 | 18.182 | 39.937 |
| 9 | 11.767 | 10.477 | 18.563 | 40.807 | 10 | 11.077 | 9.913 | 18.465 | 39.455 |
| 10 | 11.674 | 10.692 | 19.585 | 41.951 | | | | | |
| 4 Luke CLOUT (AUS) (7th) | | | | | 18 Mitchell NORRIS (AUS) (11th) | | | | |
| 1 | 29.169 | 10.099 | 17.664 | 56.932 | 1 | 15.583 | 11.397 | 19.184 | 46.164 |
| 2 | 11.517 | 10.379 | 18.786 | 40.682 | 2 | 11.395 | 10.472 | 19.187 | 41.054 |
| 3 | 11.217 | 9.813 | 17.779 | 38.809 | 3 | 11.794 | 10.511 | 18.705 | 41.010 |
| 4 | 11.757 | 9.587 | 17.956 | 39.300 | 4 | 11.657 | 10.474 | 19.257 | 41.388 |
| 5 | 10.630 | 9.944 | 17.486 | 38.060 | 5 | 12.004 | 10.399 | 20.608 | 43.011 |
| 6 | 10.941 | 9.890 | 17.902 | 38.733 | 6 | 12.584 | 10.997 | 19.379 | 42.960 |
| 7 | 10.899 | 10.429 | 17.816 | 39.144 | 7 | 11.800 | 11.812 | 19.374 | 42.986 |
| 8 | 10.842 | 9.729 | 18.377 | 38.948 | 8 | 11.853 | 11.798 | 20.751 | 44.402 |
| 9 | 10.856 | 10.459 | 19.942 | 41.257 | 9 | 12.210 | 11.822 | 20.169 | 44.201 |
| 10 | 10.971 | 9.495 | 20.005 | 40.471 | 10 | 12.180 | 10.622 | 19.571 | 42.373 |
| 9 Aaron TANTI (AUS) (2nd) | | | | | 20 Jesse BISHOP (AUS) (14th) | | | | |
| 1 | 14.177 | 10.134 | 18.062 | 42.373 | 1 | 16.593 | 13.275 | 20.085 | 49.953 |
| 2 | 10.995 | 10.085 | 17.839 | 38.919 | 2 | 12.156 | 11.328 | 19.902 | 43.386 |
| 3 | 10.927 | 10.323 | 17.415 | 38.665 | 3 | 11.570 | 11.179 | 19.603 | 42.352 |
| 4 | 11.037 | 10.029 | 17.172 | 38.238 | 4 | 13.139 | 11.007 | 19.906 | 44.052 |
| 5 | 11.073 | 9.888 | 16.890 | 37.851 | 5 | 12.667 | 11.576 | 21.323 | 45.566 |
| 6 | 11.275 | 10.200 | 17.242 | 38.717 | 6 | 12.078 | 10.936 | 20.582 | 43.596 |
| 7 | 11.358 | 10.001 | 18.435 | 39.794 | 7 | 12.221 | 10.930 | 21.314 | 44.465 |
| 8 | 11.632 | 10.044 | 18.116 | 39.792 | 8 | 12.817 | 12.504 | 20.729 | 46.050 |
| 9 | 11.601 | 10.310 | 18.700 | 40.611 | 9 | 12.108 | 11.580 | 20.602 | 44.290 |
| 10 | 11.396 | 10.457 | 19.556 | 41.409 | 24 Brad WEST (AUS) (8th) | | | | |
| 15 Dean WILSON (SCO) (1st) | | | | | 1 | 22.070 | 10.864 | 19.686 | 52.620 |
| | | | | | 2 | 11.527 | 11.218 | 18.528 | 41.273 |

Scott Lain
 Chief Timekeeper - Scott Lain

Kevin Williams
 Race Director - Kevin Williams

Mark Nichols
 Clerk of Course - Mark Nichols



COMPUTIME RACE TIMING SYSTEMS PTY LTD

E-mail : scott@computime.com.au

Ph : +61418171317



2025



ROUND 5 Adelaide, SA

November 28 - 30

PRESENTED BY



**SX 1
FINAL 2**

Started at: 19:51:01
Laps: 10
Starters: 18
Posted at: 8:02 PM

Date: 29/11/25
Event: R08
Weather: Clear - Temp: 16.4C
Track: Good

PROVISIONAL SECTOR TIMES

| Lap | Sector 1 | Sector 2 | Sector 3 | Lap Time | Lap | Sector 1 | Sector 2 | Sector 3 | Lap Time |
|---|---------------|---------------|---------------|---------------|---------------------------------------|---------------|---------------|---------------|---------------|
| 3 | 11.670 | 11.119 | 18.445 | 41.234 | 5 | 12.380 | 11.112 | 21.193 | 44.685 |
| 4 | 11.325 | 10.277 | 17.991 | 39.593 | 6 | 13.040 | 11.928 | 20.822 | 45.790 |
| 5 | 11.199 | 10.162 | 19.443 | 40.804 | 7 | 12.409 | 11.995 | 22.951 | 47.355 |
| 6 | 11.148 | 10.568 | 18.884 | 40.600 | 8 | 12.868 | 13.055 | 22.265 | 48.188 |
| 7 | 11.635 | 10.193 | 18.297 | 40.125 | 9 | 12.725 | 12.254 | 23.480 | 48.459 |
| 8 | 11.886 | 10.531 | 18.335 | 40.752 | 45 Hayden MELLROSS (AUS) (5th) | | | | |
| 9 | 11.539 | 10.819 | 18.868 | 41.226 | 1 | 14.853 | 10.930 | 18.487 | 44.270 |
| 10 | 11.383 | 10.545 | 18.425 | 40.353 | 2 | 11.171 | 9.988 | 17.877 | 39.036 |
| 25 Liam JACKSON (AUS) (15th) | | | | | 3 | 11.108 | 10.335 | 17.600 | 39.043 |
| 1 | 19.306 | 12.731 | 20.935 | 52.972 | 4 | 11.260 | 10.503 | 17.456 | 39.219 |
| 2 | 12.789 | 11.033 | 20.021 | 43.843 | 5 | 11.617 | 10.084 | 17.922 | 39.623 |
| 3 | 13.013 | 10.687 | 18.443 | 42.143 | 6 | 11.530 | 10.435 | 18.978 | 40.943 |
| 4 | 12.128 | 10.936 | 18.480 | 41.544 | 7 | 11.481 | 10.208 | 19.091 | 40.780 |
| 5 | 11.928 | 10.720 | 18.736 | 41.384 | 8 | 11.859 | 10.699 | 18.992 | 41.550 |
| 6 | 11.838 | 10.629 | 19.736 | 42.203 | 9 | 11.223 | 10.858 | 18.787 | 40.868 |
| 7 | 12.592 | 10.655 | 19.446 | 42.693 | 10 | 11.589 | 10.525 | 19.569 | 41.683 |
| 8 | 11.520 | 10.873 | 19.806 | 42.199 | 49 Cody O'LOAN (AUS) (12th) | | | | |
| 9 | 15.250 | 16.701 | 27.093 | 59.044 | 1 | 17.571 | 13.053 | 20.656 | 51.280 |
| 29 Phillip NICOLETTI (USA) (4th) | | | | | 2 | 12.746 | 11.711 | 19.916 | 44.373 |
| 1 | 14.298 | 10.722 | 17.797 | 42.817 | 3 | 11.164 | 10.691 | 20.274 | 42.129 |
| 2 | 11.185 | 10.103 | 17.916 | 39.204 | 4 | 11.727 | 10.819 | 20.019 | 42.565 |
| 3 | 11.030 | 10.199 | 18.459 | 39.688 | 5 | 11.208 | 10.346 | 19.217 | 40.771 |
| 4 | 11.306 | 10.692 | 18.449 | 40.447 | 6 | 11.400 | 10.538 | 19.354 | 41.292 |
| 5 | 11.377 | 10.314 | 18.328 | 40.019 | 7 | 11.213 | 10.657 | 20.688 | 42.558 |
| 6 | 11.521 | 10.312 | 18.607 | 40.440 | 8 | 11.053 | 10.457 | 20.107 | 41.617 |
| 7 | 11.184 | 10.638 | 18.608 | 40.430 | 9 | 11.562 | 11.138 | 19.651 | 42.351 |
| 8 | 11.391 | 10.498 | 18.623 | 40.512 | 10 | 11.257 | 10.486 | 19.493 | 41.236 |
| 9 | 11.607 | 10.727 | 18.610 | 40.944 | 52 Jyle CAMPBELL (AUS) (9th) | | | | |
| 10 | 11.441 | 10.726 | 18.501 | 40.668 | 1 | 16.049 | 11.472 | 19.468 | 46.989 |
| 32 Joel CIGLIANO (AUS) (17th) | | | | | 2 | 11.091 | 11.046 | 18.885 | 41.022 |
| 1 | 17.793 | 13.902 | 21.874 | 53.569 | 3 | 11.317 | 10.732 | 19.154 | 41.203 |
| 2 | 13.279 | 11.250 | 21.164 | 45.693 | 4 | 11.494 | 10.629 | 19.094 | 41.217 |
| 3 | 12.859 | 11.940 | 20.201 | 45.000 | 5 | 11.391 | 10.698 | 19.304 | 41.393 |
| 4 | 12.605 | 11.452 | 20.625 | 44.682 | 6 | 11.386 | 10.924 | 20.304 | 42.614 |

Scott Lain
Chief Timekeeper - Scott Lain

Kevin Williams
Race Director - Kevin Williams

Mark Nichols
Clerk of Course - Mark Nichols



COMPUTIME RACE TIMING SYSTEMS PTY LTD
E-mail : scott@computime.com.au Ph : +61418171317



2025



ROUND 5 Adelaide, SA

November 28 - 30

PRESENTED BY



SX 1 FINAL 2

Started at: 19:51:01
Laps: 10
Starters: 18
Posted at: 8:02 PM

Date: 29/11/25
Event: R08
Weather: Clear - Temp: 16.4C
Track: Good


PROVISIONAL SECTOR TIMES

| Lap | Sector 1 | Sector 2 | Sector 3 | Lap Time | Lap | Sector 1 | Sector 2 | Sector 3 | Lap Time |
|-------------------------------------|---------------|---------------|---------------|---------------|--|---------------|---------------|---------------|---------------|
| 7 | 11.256 | <u>10.622</u> | 19.178 | 41.056 | 4 | <u>12.464</u> | 11.968 | 22.001 | 46.433 |
| 8 | 11.821 | 10.625 | 19.866 | 42.312 | 5 | 12.870 | 11.553 | 22.365 | 46.788 |
| 9 | 11.840 | 10.819 | 19.680 | 42.339 | 6 | 12.901 | 12.587 | 22.092 | 47.580 |
| 10 | 11.660 | <u>10.622</u> | 19.597 | 41.879 | 7 | 13.138 | 12.162 | 22.174 | 47.474 |
| 53 Dylan WALSH (UK) (3rd) | | | | | 82 Elijah WIESE (AUS) (16th) | | | | |
| 1 | 13.686 | 10.183 | 18.039 | 41.908 | 1 | 16.627 | 12.008 | 20.555 | 49.190 |
| 2 | <u>10.957</u> | <u>10.140</u> | <u>17.741</u> | <u>38.838</u> | 2 | 12.206 | <u>11.105</u> | <u>19.506</u> | <u>42.817</u> |
| 3 | 11.270 | 10.208 | 18.298 | 39.776 | 3 | <u>12.096</u> | 11.198 | 20.371 | 43.665 |
| 4 | 11.487 | 10.661 | 18.382 | 40.530 | 4 | 14.895 | 12.138 | 20.253 | 47.286 |
| 5 | 11.263 | 10.429 | 18.110 | 39.802 | 5 | 12.179 | 12.662 | 20.663 | 45.504 |
| 6 | 11.290 | 10.702 | 18.502 | 40.494 | 6 | 12.183 | 11.456 | 23.391 | 47.030 |
| 7 | 11.610 | 10.374 | 19.103 | 41.087 | 7 | 12.300 | 11.169 | 19.984 | 43.453 |
| 8 | 11.397 | 10.772 | 18.548 | 40.717 | 8 | 12.271 | 11.168 | 24.479 | 47.918 |
| 9 | 11.394 | 10.832 | 18.249 | 40.475 | 9 | 12.337 | 11.498 | 22.325 | 46.160 |
| 10 | 11.467 | 10.717 | 18.251 | 40.435 | 86 Mitchell HARRISON (USA) (10th) | | | | |
| 64 Dylan WILLS (AUS) (13th) | | | | | 1 | 17.923 | 11.229 | 18.741 | 47.893 |
| 1 | 16.972 | 11.725 | 18.840 | 47.537 | 2 | 12.121 | 10.674 | 34.380 | 57.175 |
| 2 | 12.143 | 10.535 | 30.735 | 53.413 | 3 | 12.966 | <u>9.686</u> | <u>17.869</u> | 40.521 |
| 3 | 15.660 | 10.140 | <u>17.916</u> | 43.716 | 4 | 11.305 | 10.064 | 18.406 | 39.775 |
| 4 | 11.575 | 10.202 | 18.200 | 39.977 | 5 | 10.932 | 10.096 | 18.649 | 39.677 |
| 5 | <u>10.866</u> | 10.183 | 17.955 | <u>39.004</u> | 6 | <u>10.862</u> | 9.789 | 18.477 | <u>39.128</u> |
| 6 | 11.033 | 10.170 | 18.485 | 39.688 | 7 | 11.003 | 10.125 | 18.215 | 39.343 |
| 7 | 11.274 | <u>10.126</u> | 18.105 | 39.505 | 8 | 10.930 | 9.968 | 19.040 | 39.938 |
| 8 | 11.170 | 18.505 | 23.467 | 53.142 | 9 | 11.648 | 10.078 | 18.033 | 39.759 |
| 9 | 11.315 | 10.805 | 21.606 | 43.726 | 10 | 12.163 | 10.707 | 20.841 | 43.711 |
| 71 Seth JACKSON (AUS) (18th) | | | | | | | | | |
| 1 | 16.600 | 12.892 | 21.282 | 50.774 | | | | | |
| 2 | 12.804 | 12.604 | 21.024 | 46.432 | | | | | |
| 3 | 14.008 | <u>11.479</u> | <u>20.731</u> | <u>46.218</u> | | | | | |

The results are provisional until the expiration of the time limit for protests and appeals.


Chief Timekeeper - Scott Lain


Race Director - Kevin Williams


Clerk of Course - Mark Nichols



COMPUTIME RACE TIMING SYSTEMS PTY LTD

E-mail : scott@computime.com.au Ph : +61418171317



2025



ROUND 5 Adelaide, SA

November 28 - 30

PRESENTED BY



SX 1 FINAL 2

Started at: 19:51:01
Laps: 10
Starters: 18
Posted at: 8:02 PM

Date: 29/11/25
Event: R08
Weather: Clear - Temp: 16.4C
Track: Good

PROVISIONAL FASTEST LAPS SEQUENCE

| Lap | Race Pos | No | Name | Machine | Fastest Lap | On Lap |
|-----|----------|----|-------------------|----------------|-------------|--------|
| 2 | 1 | 53 | Dylan WALSH (UK) | KTM SXF 450 | 38.838 | 2 |
| 3 | 1 | 9 | Aaron TANTI (AUS) | Yamaha YZF 450 | 38.665 | 3 |
| 4 | 1 | 9 | Aaron TANTI (AUS) | Yamaha YZF 450 | 38.238 | 4 |
| 4 | 2 | 15 | Dean WILSON (SCO) | Honda CRF 450 | 38.065 | 4 |
| 5 | 1 | 9 | Aaron TANTI (AUS) | Yamaha YZF 450 | 37.851 | 5 |
| 5 | 2 | 15 | Dean WILSON (SCO) | Honda CRF 450 | 37.722 | 5 |

The results are provisional until the expiration of the time limit for protests and appeals.

Chief Timekeeper - Scott Lain

Race Director - Kevin Williams

Clerk of Course - Mark Nichols



COMPUTIME RACE TIMING SYSTEMS PTY LTD
E-mail : scott@computime.com.au Ph : +61418171317



2025



ROUND 5 Adelaide, SA

November 28 - 30

PRESENTED BY



SX 1 FINAL 2

Started at: 19:51:01
Laps: 10
Starters: 18
Posted at: 8:02 PM

Date: 29/11/25
Event: R08
Weather: Clear - Temp: 16.4C
Track: Good

PROVISIONAL LAP SHEET

Table with columns: No, Lap Time, Gap for Laps 1-10. Rows list rider numbers and their respective lap times and gaps.

The results are provisional until the expiration of the time limit for protests and appeals.

Signature of Scott Lain
Chief Timekeeper - Scott Lain

Signature of Kevin Williams
Race Director - Kevin Williams

Signature of Mark Nichols
Clerk of Course - Mark Nichols



COMPUTIME RACE TIMING SYSTEMS PTY LTD
E-mail : scott@computime.com.au Ph : +61418171317



2025



ROUND 5 Adelaide, SA

November 28 - 30

SUPERCROSS CHAMPIONSHIP

PRESENTED BY



SX 1 FINAL 2

Date: 29/11/25
Event: R08
Weather: Clear - Temp: 16.4C
Track: Good

Started at: 19:51:01
Laps: 10
Starters: 18
Posted at: 8:02 PM


PROVISIONAL LAP CHART

| Name | Grid | 1 | 2 | 3 | 4 | 5 | 6 | 7 | 8 | 9 | 10 | Name |
|--------------|------|----|----|----|----|----|----|----|----|----|----|--------------|
| D. WILSON | 15 | 53 | 53 | 9 | 9 | 9 | 9 | 15 | 15 | 15 | 15 | D. WILSON |
| L. CLOUT | 4 | 9 | 9 | 53 | 15 | 15 | 15 | 9 | 9 | 9 | 9 | A. TANTI |
| A. TANTI | 9 | 29 | 29 | 15 | 53 | 53 | 53 | 53 | 53 | 53 | 53 | D. WALSH |
| D. WALSH | 53 | 15 | 15 | 29 | 45 | 45 | 45 | 45 | 29 | 29 | 29 | P. NICOLETTI |
| M. HARRISON | 86 | 45 | 45 | 45 | 29 | 29 | 29 | 29 | 45 | 45 | 45 | H. MELLROSS |
| C. SOUBEYRAS | 2 | 2 | 2 | 2 | 2 | 2 | 2 | 2 | 2 | 2 | 2 | C. SOUBEYRAS |
| H. MELLROSS | 45 | 18 | 18 | 18 | 18 | 52 | 4 | 4 | 4 | 4 | 4 | L. CLOUT |
| D. WILLS | 64 | 52 | 52 | 52 | 52 | 18 | 52 | 52 | 24 | 24 | 24 | B. WEST |
| L. JACKSON | 25 | 64 | 82 | 24 | 24 | 4 | 18 | 24 | 52 | 52 | 52 | J. CAMPBELL |
| P. NICOLETTI | 29 | 86 | 20 | 82 | 4 | 24 | 24 | 18 | 18 | 86 | 86 | M. HARRISON |
| J. CAMPBELL | 52 | 82 | 24 | 20 | 20 | 49 | 49 | 64 | 86 | 18 | 18 | M. NORRIS |
| B. WEST | 24 | 20 | 49 | 4 | 49 | 25 | 64 | 86 | 49 | 49 | 49 | C. O'LOAN |
| C. O'LOAN | 49 | 71 | 25 | 49 | 25 | 64 | 25 | 49 | 25 | 64 | 64 | D. WILLS |
| E. WIESE | 82 | 49 | 71 | 25 | 82 | 86 | 86 | 25 | 64 | 20 | 20 | J. BISHOP |
| M. NORRIS | 18 | 24 | 4 | 71 | 64 | 20 | 20 | 20 | 20 | 25 | 25 | L. JACKSON |
| J. CIGLIANO | 32 | 25 | 32 | 32 | 86 | 82 | 82 | 82 | 82 | 82 | 82 | E. WIESE |
| J. BISHOP | 20 | 32 | 64 | 64 | 32 | 32 | 32 | 32 | 32 | 32 | 32 | J. CIGLIANO |
| S. JACKSON | 71 | 4 | 86 | 86 | 71 | 71 | 71 | 71 | 71 | 71 | 71 | S. JACKSON |

The results are provisional until the expiration of the time limit for protests and appeals.


Chief Timekeeper - Scott Lain


Race Director - Kevin Williams


Clerk of Course - Mark Nichols



COMPUTIME RACE TIMING SYSTEMS PTY LTD
E-mail : scott@computime.com.au Ph : +61418171317



2025



ROUND 5 Adelaide, SA

November 28 - 30

PRESENTED BY



**SX 1
FINAL 2**

Started at: 19:51:01
Laps: 10
Starters: 18
Posted at: 8:02 PM

Date: 29/11/25
Event: R08
Weather: Clear - Temp: 16.4C
Track: Good

PROVISIONAL BEST SECTOR TIMES

| Pos | Sector 1 | | Sector 2 | | Sector 3 | | Lap | | Ideal | Fastest | Diff |
|-----|--------------|--------|--------------|--------|--------------|--------|--------------|--------|--------|---------|------|
| | Name | Time | Name | Time | Name | Time | Name | Time | | | |
| 1 | L. CLOUT | 10.630 | L. CLOUT | 9.495 | A. TANTI | 16.890 | L. CLOUT | 37.611 | 38.060 | .449 | |
| 2 | D. WILSON | 10.784 | M. HARRISON | 9.686 | D. WILSON | 17.205 | D. WILSON | 37.690 | 37.722 | .032 | |
| 3 | M. HARRISON | 10.862 | D. WILSON | 9.701 | H. MELLROSS | 17.456 | A. TANTI | 37.705 | 37.851 | .146 | |
| 4 | D. WILLS | 10.866 | A. TANTI | 9.888 | L. CLOUT | 17.486 | M. HARRISON | 38.417 | 39.128 | .711 | |
| 5 | A. TANTI | 10.927 | H. MELLROSS | 9.988 | C. SOUBEYRAS | 17.534 | H. MELLROSS | 38.552 | 39.036 | .484 | |
| 6 | D. WALSH | 10.957 | P. NICOLETTI | 10.103 | D. WALSH | 17.741 | D. WALSH | 38.838 | 38.838 | .000 | |
| 7 | P. NICOLETTI | 11.030 | D. WILLS | 10.126 | M. HARRISON | 17.869 | D. WILLS | 38.908 | 39.004 | .096 | |
| 8 | C. O'LOAN | 11.053 | D. WALSH | 10.140 | P. NICOLETTI | 17.916 | C. SOUBEYR | 39.014 | 39.099 | .085 | |
| 9 | J. CAMPBELL | 11.091 | B. WEST | 10.162 | D. WILLS | 17.916 | P. NICOLETTI | 39.049 | 39.204 | .155 | |
| 10 | H. MELLROSS | 11.108 | C. SOUBEYRAS | 10.230 | B. WEST | 17.991 | B. WEST | 39.301 | 39.593 | .292 | |
| 11 | B. WEST | 11.148 | C. O'LOAN | 10.346 | L. JACKSON | 18.443 | M. NORRIS | 40.499 | 41.010 | .511 | |
| 12 | C. SOUBEYRAS | 11.250 | M. NORRIS | 10.399 | M. NORRIS | 18.705 | L. JACKSON | 40.592 | 41.384 | .792 | |
| 13 | M. NORRIS | 11.395 | J. CAMPBELL | 10.622 | J. CAMPBELL | 18.885 | J. CAMPBELL | 40.598 | 41.022 | .424 | |
| 14 | L. JACKSON | 11.520 | L. JACKSON | 10.629 | C. O'LOAN | 19.217 | C. O'LOAN | 40.616 | 40.771 | .155 | |
| 15 | J. BISHOP | 11.570 | J. BISHOP | 10.930 | E. WIESE | 19.506 | J. BISHOP | 42.103 | 42.352 | .249 | |
| 16 | E. WIESE | 12.096 | E. WIESE | 11.105 | J. BISHOP | 19.603 | E. WIESE | 42.707 | 42.817 | .110 | |
| 17 | J. CIGLIANO | 12.380 | J. CIGLIANO | 11.112 | J. CIGLIANO | 20.201 | J. CIGLIANO | 43.693 | 44.682 | .989 | |
| 18 | S. JACKSON | 12.464 | S. JACKSON | 11.479 | S. JACKSON | 20.731 | S. JACKSON | 44.674 | 46.218 | 1.544 | |

The results are provisional until the expiration of the time limit for protests and appeals.

Scott Lain
Chief Timekeeper - Scott Lain

Kevin Williams
Race Director - Kevin Williams

Mark Nichols
Clerk of Course - Mark Nichols



COMPUTIME RACE TIMING SYSTEMS PTY LTD
E-mail : scott@computime.com.au Ph : +61418171317



2025



ROUND 5 Adelaide, SA

November 28 - 30

SUPERCROSS CHAMPIONSHIP



SX 1

PROVISIONAL ROUND POINTS

AUSTRALIAN SUPERCROSS CHAMPIONSHIP - SX 1

| Pos | No | Name | Machine | Rnd 5 Race 1 | Rnd 5 Race 2 | Total |
|-----|----|-------------------|-----------|-----------------|-----------------|-------|
| 1 | 15 | Dean WILSON | Honda | 25 | 25 | 50 |
| 2 | 9 | Aaron TANTI | Yamaha | 16 | 22 | 38 |
| 3 | 4 | Luke CLOUT | Kawasaki | 22 | 14 | 36 |
| 4 | 53 | Dylan WALSH | KTM | 15 | 20 | 35 |
| 5 | 45 | Hayden MELLROSS | KTM | 18 | 16 | 34 |
| 6 | 86 | Mitchell HARRISON | Yamaha | 20 | 11 | 31 |
| 7 | 29 | Phillip NICOLETTI | Yamaha | 12 | 18 | 30 |
| 8 | 2 | Cedric SOUBEYRAS | Honda | 13 | 15 | 28 |
| 9 | 24 | Brad WEST | Kawasaki | 10 | 13 | 23 |
| 10 | 64 | Dylan WILLS | Husqvarna | 14 | 8 | 22 |
| 11 | 52 | Jyle CAMPBELL | KTM | 8 | 12 | 20 |
| 12 | 49 | Cody O'LOAN | Yamaha | 9 | 9 | 18 |
| 13 | 25 | Liam JACKSON | Honda | 11 | 6 | 17 |
| 14 | 20 | Jesse BISHOP | Yamaha | 7 | 7 | 14 |
| 15 | 18 | Mitchell NORRIS | Yamaha | 3 | 10 | 13 |
| 16 | 82 | Elijah WIESE | Kawasaki | 6 | 5 | 11 |
| 17 | 32 | Joel CIGLIANO | Kawasaki | 5 | 4 | 9 |
| 18 | 71 | Seth JACKSON | Triumph | 4 | 3 | 7 |


.....
Chief Timekeeper - Scott Lain


.....
Race Director - Kevin Williams


.....
Clerk of Course - Mark Nichols



COMPUTIME RACE TIMING SYSTEMS PTY LTD

E-mail : scott@computime.com.au Ph : +61418171317



2025



SUPERCROSS CHAMPIONSHIP

ROUND 5 **Adelaide, SA****November 28 - 30**

PRESENTED BY



SX 1

PROVISIONAL FINAL CHAMPIONSHIP POINTS

AUSTRALIAN SUPERCROSS CHAMPIONSHIP - SX 1

| Pos | No | Name | Machine | Rnd 1 Red1 | Rnd 2 Red2 | Rnd 3 Cron | Rnd 4 Marvel | Rnd 5 Race 1 | Rnd 5 Race 2 | Total |
|-----|-----|-------------------|-----------|---------------|---------------|---------------|-----------------|-----------------|-----------------|-------|
| 1 | 15 | Dean WILSON | Honda | 50 | 50 | 50 | 42 | 25 | 25 | 242 |
| 2 | 2 | Cedric SOUBEYRAS | Honda | 40 | 44 | 36 | 30 | 13 | 15 | 178 |
| 3 | 45 | Hayden MELLROSS | KTM | 31 | 38 | 30 | 30 | 18 | 16 | 163 |
| 4 | 53 | Dylan WALSH | KTM | 29 | 30 | 30 | 25 | 15 | 20 | 149 |
| 5 | 4 | Luke CLOUT | Kawasaki | 42 | 10 | 44 | 13 | 22 | 14 | 145 |
| 6 | 9 | Aaron TANTI | Yamaha | 33 | 28 | 24 | 21 | 16 | 22 | 144 |
| 7 | 86 | Mitchell HARRISON | Yamaha | 28 | 32 | 34 | 18 | 20 | 11 | 143 |
| 8 | 29 | Phillip NICOLETTI | Yamaha | 28 | 26 | 27 | 19 | 12 | 18 | 130 |
| 9 | 64 | Dylan WILLS | Husqvarna | 16 | 19 | | 32 | 14 | 8 | 89 |
| 10 | 52 | Jyle CAMPBELL | KTM | 15 | 18 | 24 | 10 | 8 | 12 | 87 |
| 11 | 25 | Liam JACKSON | Honda | 20 | 18 | 24 | 6 | 11 | 6 | 85 |
| 12 | 24 | Brad WEST | Kawasaki | 18 | 22 | | 17 | 10 | 13 | 80 |
| 13 | 49 | Cody O'LOAN | Yamaha | 11 | 12 | 19 | 15 | 9 | 9 | 75 |
| 14 | LZ | Luke ZIELINSKI | Yamaha | 28 | 31 | 13 | | | | 72 |
| 15 | 62 | Dylan WOOD | Honda | 17 | 19 | 10 | 18 | | | 64 |
| 16 | JL | Jett LAWRENCE | Honda | | | | 50 | | | 50 |
| 17 | 32 | Joel CIGLIANO | Kawasaki | 10 | 9 | 15 | 4 | 5 | 4 | 47 |
| 18 | 20 | Jesse BISHOP | Yamaha | | 9 | 17 | | 7 | 7 | 40 |
| 19 | 96 | Hunter LAWRENCE | Honda | | | | 38 | | | 38 |
| 20 | 102 | Matt MOSS | Kawasaki | | | | 38 | | | 38 |
| 21 | 51 | Robbie MARSHALL | Yamaha | 14 | 18 | | | | | 32 |
| 22 | 18 | Mitchell NORRIS | Yamaha | | | 12 | | 3 | 10 | 25 |
| 23 | 82 | Elijah WIESE | Kawasaki | | | 12 | | 6 | 5 | 23 |
| 24 | 71 | Seth JACKSON | Triumph | | | 8 | | 4 | 3 | 15 |

Chief Timekeeper - Scott Lain

Race Director - Kevin Williams

Clerk of Course - Mark Nichols



COMPUTIME RACE TIMING SYSTEMS PTY LTD

E-mail : scott@computime.com.au Ph : +61418171317

2025



ROUND 5 Adelaide, SA

November 28 - 30

PRESENTED BY



**SX 1
FINAL 2**

Started at: 19:51:01
Laps: 10
Starters: 18
Posted at: 8:02 PM

Date: 29/11/25
Event: R08
Weather: Clear - Temp: 16.4C
Track: Good


PROVISIONAL RACE INFORMATION

| Time | Description |
|----------|----------------------------------|
| 19:51:01 | Event Start |
| 19:51:16 | Rider 53 (Dylan WALSH) HOLE SHOT |
| 19:57:33 | Chequered Flag |
| 20:00:14 | Event Finish |

The results are provisional until the expiration of the time limit for protests and appeals.


Chief Timekeeper - Scott Lain


Race Director - Kevin Williams


Clerk of Course - Mark Nichols



COMPUTIME RACE TIMING SYSTEMS PTY LTD
E-mail : scott@computime.com.au Ph : +61418171317

