


RACE & ROAD SUPERSPORT 300
Free Practice


 Date: 20/02/26
 Event: P01
 Weather: Sunny - Temp: 17.2C
 Track: Dry - Temp: 22.5C

 Started at: 08:45:00
 Laps: 20 Min
 Starters: 31
 Posted at: 9:22 AM

PROVISIONAL SECTOR TIMES

Lap	Sector 1	Sector 2	Sector 3	Sector 4	Lap Time	Spd	Lap	Sector 1	Sector 2	Sector 3	Sector 4	Lap Time	Spd
4 Ethan DELLOW (SA) (23th)							8	29.310	29.333	17.902	33.451	1:49.996	190
1	31.072	30.699	18.800	35.667	1:56.238	183	9	28.902	29.276	18.076	33.344	1:49.598	194
2	30.330	30.386	18.645	35.571	1:54.932	189	10	29.222	29.438	18.175	33.500	1:50.335	193
3	30.940	30.876	18.771	1:44.843	3:05.430	179	14 Taishi KATADA (JAP) (15th)						
4	43.028	30.924	18.874	36.413	2:09.239 P		1	31.879	31.022	19.201	35.939	1:58.041	183
5	31.057	30.171	18.717	35.166	1:55.111	176	2	31.003	30.505	18.741	35.003	1:55.252	181
6	30.730	29.869	18.629	35.453	1:54.681	178	3	30.388	29.965	19.072	35.258	1:54.683	188
7	29.983	29.966	18.410	35.012	1:53.371	186	4	30.588	29.733	18.524	35.329	1:54.174	188
8	30.499	30.087	18.713	1:37.679	2:56.978	180	5	30.683	29.816	18.727	34.997	1:54.223	182
9	39.432	30.543	18.764	35.411	2:04.150 P		6	30.815	29.709	18.644	35.049	1:54.217	181
5 Jake SENIOR (VIC) (13th)							7	30.306	29.462	18.629	35.086	1:53.483	181
1	38.900	31.326	18.623	34.761	2:03.610 P		8	30.203	29.783	18.121	34.169	1:52.276	179
2	30.669	30.441	18.304	34.461	1:53.875	187	9	30.072	29.220	18.476	34.228	1:51.996	184
3	30.036	30.025	18.739	37.008	1:55.808	187	10	30.234	29.253	18.380	33.850	1:51.717	182
4	30.348	29.863	18.372	34.185	1:52.768	184	17 Yaofei LIU (VIC) (27th)						
5	30.056	29.526	18.195	33.920	1:51.697	184	1	31.907	31.104	19.308	36.194	1:58.513	179
6	29.904	29.435	18.158	33.995	1:51.492	185	2	31.584	30.696	19.150	35.721	1:57.151	179
7	30.066	29.342	18.300	33.665	1:51.373	184	3	31.274	30.730	18.904	36.380	1:57.288	180
9 Miles NICHOLAS (NSW) (31th)							4	31.192	30.647	19.076	35.678	1:56.593	184
1	33.613	32.992	20.022	38.415	2:05.042	176	5	31.441	30.352	18.884	35.660	1:56.337	181
2	33.621	40.983	19.945	38.489	2:13.038	181	6	31.255	30.574	18.978	2:22.990	3:43.797	181
3	33.461	32.630	20.035	38.503	2:04.629	178	7	38.576	30.857	18.946	35.266	2:03.645 P	
4	33.220	32.416	20.016	37.830	2:03.482	179	8	31.025	30.814	18.871	39.555	2:00.265	188
5	33.163	32.271	19.677	38.124	2:03.235	178	9	31.157	29.978	18.697	35.215	1:55.047	187
6	33.165	32.276	19.687	37.492	2:02.620	178	23 Matthew RITTER (VIC) (3rd)						
7	32.845	32.420	19.628	37.905	2:02.798	180	1	30.614	30.021	18.163	34.242	1:53.040	184
8	33.039	32.500	19.970	38.744	2:04.253	178	2	29.957	29.805	18.446	34.784	1:52.992	194
9	32.771	32.317	19.989	37.587	2:02.664	180	3	29.736	29.311	18.278	34.114	1:51.439	190
12 Orlando PEOVITIS (WA) (4th)							4	29.994	29.694	18.218	34.397	1:52.303	188
1	30.327	30.385	18.652	33.644	1:53.008	187	5	29.543	29.115	17.722	36.061	1:52.441	188
2	28.894	29.312	17.890	33.668	1:49.764	191	6	29.091	28.993	17.692	33.242	1:49.018	194
3	29.031	29.742	18.095	33.460	1:50.328	190	7	30.554	37.124	19.124	40.273	2:07.075	192
4	29.488	29.580	18.064	33.569	1:50.701	199	8	29.919	29.118	17.871	32.976	1:49.884	187
5	29.138	29.078	18.054	33.728	1:49.998	196	9	29.189	28.961	17.958	33.794	1:49.902	191
6	28.703	29.325	17.874	33.666	1:49.568	199	10	31.054	29.753	19.156	33.183	1:53.146	179
7	29.409	30.281	17.902	34.663	1:52.255	198							


 Chief Timekeeper - Scott Lang


 Clerk of Course - Gary Bleazby


RACE & ROAD SUPERSPORT 300

Free Practice

Date: 20/02/26
Event: P01
Weather: Sunny - Temp: 17.2C
Track: Dry - Temp: 22.5C

Started at: 08:45:00
Laps: 20 Min
Starters: 31
Posted at: 9:22 AM

PROVISIONAL SECTOR TIMES

Lap	Sector 1	Sector 2	Sector 3	Sector 4	Lap Time	Spd	Lap	Sector 1	Sector 2	Sector 3	Sector 4	Lap Time	Spd
24 Lachlan BRINKMAN (NSW) (25th)							10	30.588	29.753	18.151	33.773	1:52.265	188
1	31.700	41.441	19.327	36.070	2:08.538	188							
2	31.624	31.570	18.969	35.939	1:58.102	183							
3	31.062	40.785	19.002	35.857	2:06.706	183							
4	31.273	30.842	18.753	34.961	1:55.829	182							
5	30.620	30.363	18.443	35.271	1:54.697	187							
6	30.881	30.496	18.902	35.098	1:55.377	184							
7	30.608	30.470	18.515	35.242	1:54.835	184							
8	30.728	30.901	18.657	35.558	1:55.844	183							
							33 Jordy SIMPSON (SA) (21th)						
							1	38.290	30.656	18.598	34.581	2:02.125 P	
							2	30.435	29.902	18.395	34.245	1:52.977	183
							3	30.213	30.041	18.357	34.461	1:53.072	186
							4	30.078	29.561	18.458	35.246	1:53.343	185
							5	31.101	29.884	18.656	34.640	1:54.281	169
							34 Seth DELLOW (SA) (12th)						
							1	30.305	29.502	18.296	35.107	1:53.210	183
26 Jason GRICE (NSW) (29th)							2	30.425	29.768	18.582	1:41.502	3:00.277	180
1	34.014	34.531	21.256	38.743	2:08.544	168	3	40.160	34.496	28.192	38.026	2:20.874 P	
2	32.843	35.737	23.914	9:04.924	10:37.418	170	4	30.870	30.141	18.344	33.874	1:53.229	175
3	43.269	34.133	20.915	37.655	2:15.972 P		5	29.820	28.930	18.089	34.368	1:51.207	188
4	31.697	32.025	19.575	36.711	2:00.008	175	6	30.192	28.897	18.100	33.779	1:50.968	179
5	32.039	31.574	19.834	37.283	2:00.730	172	7	30.002	37.982	23.544	34.894	2:06.422	192
							8	29.488	30.214	18.198	33.880	1:51.780	185
31 Toby JAMES (VIC) (17th)							9	29.938	29.041	18.582	33.937	1:51.498	194
1	30.335	31.096	18.838	35.021	1:55.290	181							
2	30.124	30.597	18.683	34.530	1:53.934	182							
3	29.467	29.398	18.430	35.265	1:52.560	183							
4	29.711	29.805	18.474	34.416	1:52.406	182							
5	29.913	29.805	18.502	35.175	1:53.395	181							
6	29.816	29.585	18.405	34.167	1:51.973	181							
7	29.738	30.860	18.790	34.416	1:53.804	183							
8	29.847	29.715	18.377	34.215	1:52.154	181							
9	29.826	29.608	18.501	34.598	1:52.533	180							
10	29.723	29.469	18.621	34.649	1:52.462	182							
							37 Alexander CODEY (NSW) (19th)						
							1	32.022	30.658	19.092	35.788	1:57.560	174
							2	30.632	30.595	18.654	35.582	1:55.463	184
							3	30.902	29.850	18.964	34.951	1:54.667	182
							4	30.313	29.414	18.592	34.846	1:53.165	182
							5	30.681	29.787	18.862	34.593	1:53.923	183
							6	31.159	30.122	19.172	34.374	1:54.827	176
							7	30.175	29.438	18.466	34.067	1:52.146	183
							8	30.538	29.625	18.711	34.084	1:52.958	179
							9	30.179	30.625	18.873	35.162	1:54.839	182
							10	30.642	30.043	19.069	34.780	1:54.534	180
32 Jai RUSSO (NSW) (8th)							42 Riley NAUTA (QLD) (1st)						
1	31.898	30.900	18.602	35.099	1:56.499	188	1	29.724	29.702	18.161	33.188	1:50.775	201
2	30.695	29.775	18.333	34.910	1:53.713	187	2	29.102	29.011	17.874	32.971	1:48.958	192
3	30.917	36.995	18.302	34.353	2:00.567	184	3	28.892	29.376	17.857	32.765	1:48.890	196
4	29.955	29.036	18.092	33.878	1:50.961	188	4	29.075	29.257	20.349	33.509	1:52.190	198
5	29.623	29.042	17.969	33.681	1:50.315	187	5	28.819	28.669	17.745	36.189	1:51.422	197
6	29.254	29.221	18.017	34.181	1:50.673	196	6	29.119	29.944	17.804	32.529	1:49.396	196
7	29.879	29.706	18.701	39.932	1:58.218	187							
8	29.708	33.331	19.246	34.105	1:56.390	188							
9	29.421	29.454	17.939	33.912	1:50.726	194							

Scott Lang
Chief Timekeeper - Scott Lang

Gary Bleazby
Clerk of Course - Gary Bleazby





PHILLIP ISLAND 2026



MELBOURNE EVERY BIT DIFFERENT

ASBK Round 1

RACE & ROAD SUPERSPORT 300

Free Practice

Date: 20/02/26
 Event: P01
 Weather: Sunny - Temp: 17.2C
 Track: Dry - Temp: 22.5C

Started at: 08:45:00
 Laps: 20 Min
 Starters: 31
 Posted at: 9:22 AM

PROVISIONAL SECTOR TIMES

Lap	Sector 1	Sector 2	Sector 3	Sector 4	Lap Time	Spd	Lap	Sector 1	Sector 2	Sector 3	Sector 4	Lap Time	Spd
7	29.837	36.846	20.652	39.502	2:06.837	201	10	<u>30.165</u>	<u>29.859</u>	18.791	34.566	1:53.381	181
8	28.970	28.839	17.886	33.402	1:49.097	193							
9	29.649	39.531	17.997	33.344	2:00.521	189	67 Tom NICOLSON (VIC) (7th)						
10	29.029	28.790	17.819	33.236	<u>1:48.874</u>	190	1	30.784	31.231	18.496	34.165	1:54.676	185
							2	30.276	30.239	18.181	35.009	1:53.705	194
60 David COWARD (TAS) (6th)							3	29.619	29.397	18.182	33.695	1:50.893	197
1	30.902	30.249	18.401	33.985	1:53.537	184	4	29.793	<u>29.028</u>	<u>17.785</u>	33.577	<u>1:50.183</u>	190
2	29.832	30.280	18.763	34.664	1:53.539	193	5	29.653	29.662	17.952	34.063	1:51.330	197
3	30.053	29.879	18.079	33.941	1:51.952	191	6	30.385	29.467	18.155	33.952	1:51.959	181
4	30.354	29.679	18.068	33.581	1:51.682	185	7	30.394	37.084	18.745	34.380	2:00.603	196
5	29.674	29.147	18.005	34.472	1:51.298	191	8	30.013	29.349	18.915	35.351	1:53.628	187
6	<u>29.342</u>	29.380	17.950	<u>33.171</u>	<u>1:49.843</u>	192	9	30.111	29.459	18.334	36.191	1:54.095	186
7	30.154	29.453	<u>17.914</u>	33.285	1:50.806	188	10	<u>29.380</u>	29.341	18.004	<u>33.575</u>	1:50.300	197
8	29.788	<u>29.126</u>	18.277	34.049	1:51.240	191	70 Harriet GRACE (VIC) (28th)						
9	29.853	29.350	18.077	34.212	1:51.492	185	1	32.266	31.508	19.237	36.263	1:59.274	181
10	29.601	29.139	18.157	33.721	1:50.618	191	2	31.339	30.529	18.758	35.866	1:56.492	185
61 Rossi McADAM (WA) (5th)							3	30.821	<u>30.027</u>	18.950	35.866	1:55.664	190
1	30.827	29.940	18.652	35.004	1:54.423	181	4	30.943	30.133	18.894	<u>35.281</u>	<u>1:55.251</u>	191
2	29.707	29.489	18.225	34.811	1:52.232	186	5	31.098	30.249	18.958	35.772	1:56.077	188
3	29.656	29.565	18.213	33.386	1:50.820	190	6	31.002	30.281	18.815	35.700	1:55.798	187
4	29.710	29.721	18.210	34.552	1:52.193	187	7	31.283	30.308	18.766	35.813	1:56.170	188
5	29.481	29.158	17.971	34.159	1:50.769	189	8	30.882	30.488	<u>18.721</u>	35.359	1:55.450	186
6	29.446	<u>28.748</u>	17.997	33.478	<u>1:49.669</u>	189	9	31.089	30.846	18.762	35.300	1:55.997	189
7	30.516	35.065	21.421	41.389	2:08.391	185	10	<u>30.473</u>	30.741	18.770	35.315	1:55.299	188
8	29.789	29.326	<u>17.898</u>	<u>33.242</u>	1:50.255	188	71 Krue KNIGHT (VIC) (14th)						
9	<u>29.117</u>	29.023	18.035	33.786	1:49.961	189	1	30.792	30.403	18.611	34.367	1:54.173	182
10	29.694	30.128	18.220	33.867	1:51.909	186	2	30.300	29.880	18.438	<u>33.789</u>	1:52.407	185
63 Mitchell CARTWRIGHT (NSW) (22th)							3	30.008	30.087	18.808	34.551	1:53.454	189
1			2:46.987	36.678	3:23.665		4	30.639	29.782	18.165	34.144	1:52.730	182
2	31.124	31.070	19.082	35.262	1:56.538	178	5	30.014	<u>29.648</u>	18.259	34.333	1:52.254	185
3	30.845	30.443	18.749	34.760	1:54.797	179	6	30.320	30.078	18.388	35.321	1:54.107	183
4	30.281	30.123	18.812	34.592	1:53.808	181	7	31.105	29.968	18.793	38.701	1:58.567	171
5	30.695	30.024	18.858	34.491	1:54.068	181	8	29.898	29.658	<u>18.139</u>	33.841	<u>1:51.536</u>	191
6	31.142	30.288	18.859	35.067	1:55.356	181	9	<u>29.856</u>	29.982	18.456	34.428	1:52.722	186
7	30.497	30.114	19.034	1:01.562	2:21.207	177	10	30.359	29.748	18.415	35.371	1:53.893	182
8	41.956	30.192	19.201	34.767	2:06.116 P		83 Alvin WU (NZ) (24th)						
9	30.240	29.965	<u>18.671</u>	<u>34.419</u>	<u>1:53.295</u>	178							

Scott Lang
 Chief Timekeeper - Scott Lang

Gary Bleazby
 Clerk of Course - Gary Bleazby




RACE & ROAD SUPERSPORT 300
Free Practice


 Date: 20/02/26
 Event: P01
 Weather: Sunny - Temp: 17.2C
 Track: Dry - Temp: 22.5C

 Started at: 08:45:00
 Laps: 20 Min
 Starters: 31
 Posted at: 9:22 AM

PROVISIONAL SECTOR TIMES

Lap	Sector 1	Sector 2	Sector 3	Sector 4	Lap Time	Spd	Lap	Sector 1	Sector 2	Sector 3	Sector 4	Lap Time	Spd
1			2:54.979	36.961	3:31.940		5	32.439	31.915	19.541	36.795	2:00.690	174
2	31.521	30.887	19.114	35.454	1:56.976	171	6	31.802	31.451	19.108	36.257	1:58.618	176
3	31.080	30.247	19.014	35.086	1:55.427	173	7	31.787	31.697	19.253	35.997	1:58.734	175
4	31.028	30.046	18.822	34.835	1:54.731	174	8	31.386	30.952	18.972	35.708	1:57.018	177
5	30.429	29.722	18.706	34.805	1:53.662	177	9	30.917	31.063	18.926	35.484	1:56.390	183
6	30.471	29.507	18.711	34.993	1:53.682	175	10	30.299	30.586	18.687	35.205	1:54.777	187
7	31.046	30.106	18.717	34.955	1:54.824	176	95 Tara MORRISON (SA) (2nd)						
8	30.830	29.882	18.808	34.724	1:54.244	173	1	30.075	29.610	18.168	33.994	1:51.847	181
9	31.485	30.169	18.862	36.862	1:57.378	173	2	29.385	29.601	17.943	33.886	1:50.815	188
10	30.943	29.710	18.781	35.179	1:54.613	172	3	29.271	29.120	18.096	33.850	1:50.337	191
11	30.842	29.959	18.793	35.107	1:54.701	172	4	29.649	51.276	17.850	33.328	2:12.103	184
84 Zac RUSSO (NSW) (16th)							5	29.961	29.435	19.026	33.339	1:51.761	193
1	30.975	30.507	18.591	35.114	1:55.187	180	6	29.107	28.702	17.735	33.468	1:49.012	196
2	30.382	30.257	18.679	35.392	1:54.710	186	7	29.300	29.035	18.029	33.556	1:49.920	185
3	30.923	29.933	18.821	34.878	1:54.555	179	8	29.260	28.824	17.828	33.764	1:49.676	185
4	30.687	29.501	18.595	34.724	1:53.507	176	9	29.259	28.992	17.835	33.471	1:49.557	184
5	30.665	30.368	18.814	34.365	1:54.212	187	10	29.249	28.672	17.848	33.526	1:49.295	187
6	30.624	30.158	18.891	34.731	1:54.404	181	99 Nixon FROST (VIC) (18th)						
7	30.232	29.378	18.563	33.798	1:51.971	183	1	30.906	30.535	18.704	35.138	1:55.283	180
8	30.073	29.184	18.385	34.556	1:52.198	179	2	30.393	29.877	18.514	34.777	1:53.561	180
9	30.858	30.909	18.904	34.887	1:55.558	183	3	30.238	29.819	18.453	34.744	1:53.254	182
10	30.827	30.607	18.847	34.519	1:54.800	178	4	30.156	29.746	18.431	34.797	1:53.130	181
85 Phoenix O'BRIEN (VIC) (10th)							5	30.305	29.816	18.557	34.489	1:53.167	181
1	39.471	31.456	18.697	34.592	2:04.216 P		6	30.235	29.364	18.353	34.303	1:52.255	179
2	30.204	30.021	18.496	34.196	1:52.917	188	7	30.256	29.480	18.339	34.283	1:52.358	180
3	30.289	29.486	18.178	34.177	1:52.130	182	8	30.122	29.102	18.415	34.400	1:52.039	180
4	29.718	28.910	18.540	34.760	1:51.928	184	9	30.615	29.618	18.437	35.927	1:54.597	182
5	30.933	32.763	20.258	33.983	1:57.937	182	10	30.154	29.228	18.402	34.383	1:52.167	186
6	29.770	29.179	17.985	34.017	1:50.951	184	128 Tyler KING (VIC) (11th)						
7	29.991	28.897	18.391	33.975	1:51.254	182	1	31.831	30.629	18.565	35.266	1:56.291	184
8	29.834	29.128	18.338	35.012	1:52.312	190	2	31.047	29.650	18.514	34.936	1:54.147	189
88 Abbie CAMERON (WA) (26th)							3	30.800	29.700	18.510	34.421	1:53.431	189
1			2:52.969	40.876	3:33.845		4	30.299	29.297	18.471	34.079	1:52.146	189
2	34.411	34.064	20.003	38.426	2:06.904	176	5	30.334	29.254	18.378	34.096	1:52.062	192
3	32.806	32.497	19.682	36.913	2:01.898	175	6	29.994	28.882	18.044	34.303	1:51.223	188
4	32.134	32.327	19.865	38.119	2:02.445	175	7	30.022	28.919	18.214	33.810	1:50.965	188


 Chief Timekeeper - Scott Lang


 Clerk of Course - Gary Bleazby




PHILLIP ISLAND 2026



MELBOURNE EVERY BIT DIFFERENT

ASBK Round 1

RACE & ROAD SUPERSPORT 300

Free Practice

Date: 20/02/26
 Event: P01
 Weather: Sunny - Temp: 17.2C
 Track: Dry - Temp: 22.5C

Started at: 08:45:00
 Laps: 20 Min
 Starters: 31
 Posted at: 9:22 AM

PROVISIONAL SECTOR TIMES

Lap	Sector 1	Sector 2	Sector 3	Sector 4	Lap Time	Spd	Lap	Sector 1	Sector 2	Sector 3	Sector 4	Lap Time	Spd
8	29.801	29.441	18.378	33.944	1:51.564	190	2	30.974	30.407	18.800	34.866	1:55.047	186
9	29.380	28.922	18.329	34.335	1:50.966	193	3	30.879	30.148	18.399	33.984	1:53.410	179
10	29.833	28.969	18.299	33.953	1:51.054	188	4	30.047	29.731	18.749	34.317	1:52.844	187
							5	30.545	30.054	18.553	34.048	1:53.200	183
							6	30.374	29.835	18.534	34.605	1:53.348	183
222 Lincoln KNIGHT (NSW) (9th)													
1	31.380	30.526	18.737	35.665	1:56.308	180							
2	31.138	30.331	18.307	34.452	1:54.228	180							
3	30.267	29.915	18.540	34.607	1:53.329	186							
4	30.414	29.873	18.317	34.030	1:52.634	181							
5	30.076	30.115	18.197	34.985	1:53.373	189							
6	29.822	29.415	17.941	33.509	1:50.687	188							
7	30.155	29.504	18.123	33.775	1:51.557	194							
8	29.737	29.221	18.106	33.792	1:50.856	187							
9	29.567	29.206	18.001	33.788	1:50.562	187							
10	29.501	29.499	18.014	33.832	1:50.846	190							
323 Flynn JACOBS (SA) (20th)													
1	31.957	30.761	18.887	35.338	1:56.943	179							
							660 Adam JORDAN (NSW) (30th)						
							1	33.254	33.069	20.487	38.664	2:05.474	176
							2	32.931	32.137	20.164	38.433	2:03.665	176
							3	33.025	32.782	20.288	37.662	2:03.757	174
							4	33.143	32.106	20.088	37.583	2:02.920	173
							5	33.048	32.481	19.893	37.205	2:02.627	172
							6	33.040	31.959	19.919	37.418	2:02.336	173
							7	33.243	31.862	19.788	37.297	2:02.190	172
							8	32.900	31.769	19.743	37.431	2:01.843	172
							9	32.746	31.910	20.067	36.933	2:01.656	174

Scott Lang
 Chief Timekeeper - Scott Lang

Gary Bleazby
 Clerk of Course - Gary Bleazby

