



PHILLIP ISLAND 2026

MELBOURNE
EVERY BIT DIFFERENT

ASBK Round 1

RACE & ROAD SUPERSPORT 300

Qualifying

Date: 20/02/26
Event: Q01
Weather: Sunny - Temp: 24.6C
Track: Dry - Temp: 47.5CStarted at: 13:10:00
Laps: 20 Min
Starters: 31
Posted at: 1:36 PM

PROVISIONAL CLASSIFICATION

Pos	No	Name	Machine	Fastest Lap	On Lap	Behind Leader	Behind Prev	Top Speed
1	12	Orlando PEOVITIS (WA) / Champion's Ride Days / Pipe Tek / Dunlop / Kawasaki	Kawasaki Ninja	1:48.591	8 of 11			195
2	95	Tara MORRISON (SA) / Active Tree Services / Morgans Cranes / Nightmare Designs / Shoei Helmets	Kawasaki Ninja	1:48.714	7 of 11	.123	.123	194
3	33	Jordy SIMPSON (SA) / Yamaha Aust / YRD / Simpson Crash / Simpson Signs	Yamaha YZF-R3	1:48.834	9 of 9	.243	.120	190
4	128	Tyler KING (VIC) / AVA NZ / Wet4U / GVR	Kawasaki Ninja	1:48.854	8 of 11	.263	.020	201
5	42	Riley NAUTA (QLD) / Champion's Ride Days / Pipe Tek / Dunlop / Kawasaki	Kawasaki Ninja	1:49.081	6 of 10	.490	.227	192
6	60	David COWARD (TAS) / Mustard Bikes Fender Eliminators / Star and Garter / LRG / Valley Passenger	Kawasaki Ninja	1:49.199	11 of 11	.608	.118	193
7	31	Toby JAMES (VIC) / Ricondi / Race & Road	Yamaha YZF-R3	1:49.364	9 of 11	.773	.165	195
8	23	Matthew RITTER (VIC) / Megacycle / AGV / YRD	Yamaha YZF-R3	1:49.595	5 of 5	1.004	.231	192
9	67	Tom NICOLSON (VIC) / LS2 helmets / Calder Auto Electrics / Complete Commercial Real Estate	Kawasaki Ninja	1:49.701	9 of 11	1.110	.106	195
10	222	Lincoln KNIGHT (NSW) / Astina / Penrite Oil / Ricondi / YRD	Yamaha YZF-R3	1:49.769	10 of 11	1.178	.068	188
11	85	Phoenix O'BRIEN (VIC) / BMPE Racing / Pointer Racing / Yamalube / Pirelli	Yamaha YZF-R3	1:49.821	3 of 10	1.230	.052	189
12	5	Jake SENIOR (VIC) / BMPE Racing / Pointer Racing / Yamalube / Pirelli	Yamaha YZF-R3	1:50.030	2 of 11	1.439	.209	191
13	99	Nixon FROST (VIC)	Yamaha YZF-R3	1:50.060	4 of 11	1.469	.030	192
14	34	Seth DELLOW (SA) / TeamBWR / Murrundi Ferry Services / Pitmans Yamaha / Bridgestone	Yamaha YZF-R3	1:50.136	3 of 11	1.545	.076	189
15	61	Rossi McADAM (WA) / Megacycle / Glendun Group / Geographic Civil / 61 Club	Yamaha YZF-R3	1:50.152	3 of 11	1.561	.016	190
16	32	Jai RUSSO (NSW) / Motoschool Racing Team	Yamaha YZF-R3	1:50.318	4 of 11	1.727	.166	190
17	14	Taishi KATADA (JAP) / MotoGo Yamaha Racing Team / Moto Performance Racing	Yamaha YZF-R3	1:50.707	10 of 11	2.116	.389	188
18	84	Zac RUSSO (NSW) / Omega Appliances / Complete AV / Competitive Edge Perform / Secure Bldg Solns	Yamaha YZF-R3	1:51.059	10 of 11	2.468	.352	187
19	83	Alvin WU (NZ) / Addicted to Track	Yamaha YZF-R3	1:51.264	5 of 6	2.673	.205	189
20	63	Mitchell CARTWRIGHT (NSW) / Motocity / Complete AV / Tactical Recovery / FuSport	Yamaha YZF-R3	1:51.347	11 of 11	2.756	.083	187
21	37	Alexander CODEY (NSW) / Impact Smash Repairs / Whites Racing Products / YRD / Ricondi	Yamaha YZF-R3	1:51.559	5 of 10	2.968	.212	189
22	71	Krue KNIGHT (VIC) / Mad Cat Group / Drouin Scrap Metal / Hip Pocket Work Wear Warragul	Yamaha YZF-R3	1:51.833	7 of 10	3.242	.274	187
23	323	Flynn JACOBS (SA) / Enzed Adelaide / Yamaha World & Royal Enfield	Yamaha YZF-R3	1:51.844	4 of 11	3.253	.011	188
24	4	Ethan DELLOW (SA) / TeamBWR / Murrundi Ferry Services / Pitmans Yamaha / Bridgestone	Yamaha YZF-R3	1:52.469	3 of 3	3.878	.625	190
25	70	Harriet GRACE (VIC) / Wet4URacing / Helicraft / Rabbit NZ / LS2 Helmets	Kawasaki Ninja	1:53.181	2 of 11	4.590	.712	192
26	24	Lachlan BRINKMAN (NSW) / LS2 Helmets / CC Bike Works / Phelixrides / Whites Powersports	Kawasaki Ninja	1:53.709	6 of 9	5.118	.528	194
27	17	Yaofei LIU (VIC) / Fast Freddie's Tyre Service / Suxin Food / IRT M-sport / Motoridenow	Yamaha YZF-R3	1:54.611	4 of 9	6.020	.902	190
28	88	Abbie CAMERON (WA) / Mototech Racing / Track Action / Collie Motorplex / Marc Cartier Tyres & Serv.	Yamaha YZF-R3	1:57.199	8 of 10	8.608	2.588	176
29	26	Jason GRICE (NSW) / Prowrx / Rawhide Leathers / Whites Racing Supplies / Bridgestone	Yamaha YZF-R3	1:59.165	2 of 10	10.574	1.966	173
30	9	Miles NICHOLAS (NSW) / Secolve / Envy Auto Styling / Hewlett Packard / Symbolic Signage & Branding	Kawasaki Ninja	1:59.673	4 of 8	11.082	.508	178
31	660	Adam JORDAN (NSW) / Managed Fuel Delivery Systems / Moto / S & R Pro	Yamaha YZF-R3	2:01.458	3 of 10	12.867	1.785	176

Current qualifying record for 300 class - 1:46.924 by Ghage PLOWMAN (SA) on a Yamaha YZF-R3 set on 06/09/25

*** ALL RIDERS QUALIFY ***

The results are provisional until the expiration of the time limit for protests and appeals.

Chief Timekeeper - Scott Lang

Clerk of Course - Gary Bleazby

www.computime.com.au
COMPUTIME RACE TIMING SYSTEMS PTY LTD

RACE & ROAD SUPERSPORT 300
Qualifying

 Date: 20/02/26
 Event: Q01
 Weather: Sunny - Temp: 24.6C
 Track: Dry - Temp: 47.5C

 Started at: 13:10:00
 Laps: 20 Min
 Starters: 31
 Posted at: 1:36 PM


PROVISIONAL LAP TIMES

No	Name	Lap 1	Lap 2	Lap 3	Lap 4	Lap 5	Lap 6	Lap 7	Lap 8	Lap 9	Lap 10	Lap 11
4	Ethan DELLOW (SA)	1:53.824	1:52.732	1:52.469								
5	Jake SENIOR (VIC)	1:51.642	1:50.030	1:52.149	1:50.581	1:51.044	1:56.691	1:52.410	1:52.040	1:52.262	2:00.851	1:51.141
9	Miles NICHOLAS (NSW)	2:03.972	2:01.714	2:00.261	1:59.673	2:00.238	2:30.263	2:01.488	2:01.746			
12	Orlando PEOVITIS (WA)	1:50.842	1:49.865	1:49.859	1:50.404	1:49.740	1:50.732	1:49.266	1:48.591	1:49.264	1:49.442	1:50.079
14	Taishi KATADA (JAP)	1:54.063	1:52.982	1:51.392	1:51.841	1:52.176	1:52.357	1:51.392	1:51.494	1:50.821	1:50.707	1:52.232
17	Yaofei LIU (VIC)	1:56.171	1:55.201	1:55.919	1:54.611	3:34.939	2:03.829	1:56.075	1:55.754	1:55.691		
23	Matthew RITTER (VIC)	1:52.111	1:50.807	1:50.648	1:53.529	1:49.595						
24	Lachlan BRINKMAN (NSW)	1:56.587	1:55.822	1:55.481	1:54.724	1:54.021	1:53.709	2:03.294	1:56.457	1:56.534		
26	Jason GRICE (NSW)	2:00.611	1:59.165	2:00.514	1:59.926	2:01.578	2:01.939	2:00.290	2:00.564	2:00.370	1:59.244	
31	Toby JAMES (VIC)	1:54.050	1:51.808	1:51.987	1:50.529	1:50.048	1:50.097	1:49.754	2:03.543	1:49.364	1:49.793	2:06.706
32	Jai RUSSO (NSW)	1:51.970	1:52.068	1:51.967	1:50.318	1:59.243	2:03.808	1:52.293	1:59.594	1:53.894	1:53.455	1:54.333
33	Jordy SIMPSON (SA)	1:59.310	1:51.220	2:53.757	2:30.505	1:53.968	1:49.881	1:58.251	1:56.985	1:48.834		
34	Seth DELLOW (SA)	1:50.877	1:50.349	1:50.136	1:50.820	2:01.924	1:55.841	1:52.585	1:51.614	1:58.728	1:53.010	1:52.314
37	Alexander CODEY (NSW)	1:52.777	1:53.139	1:51.823	1:51.959	1:51.559	3:15.280	2:06.753	1:56.354	1:53.847	1:53.126	
42	Riley NAUTA (QLD)	1:50.144	1:49.592	1:49.190	1:49.212	1:49.164	1:49.081	2:27.439	1:57.121	1:49.567	1:49.637	
60	David COWARD (TAS)	1:52.374	1:51.100	1:50.996	1:50.368	2:05.314	1:50.382	1:52.234	1:50.441	1:51.564	1:50.813	1:49.199
61	Rossi McADAM (WA)	1:51.698	1:52.167	1:50.152	1:55.849	1:51.396	1:53.825	1:53.339	1:50.668	2:00.960	1:50.607	1:50.678
63	Mitchell CARTWRIGHT (NSW)	1:54.086	1:53.047	1:53.543	1:54.279	1:53.470	1:52.611	1:52.557	1:53.194	1:53.340	1:51.929	1:51.347
67	Tom NICOLSON (VIC)	1:52.019	1:50.122	1:50.871	2:00.549	2:05.107	1:50.591	1:53.545	1:50.012	1:49.701	1:59.729	1:52.757
70	Harriet GRACE (VIC)	1:55.113	1:53.181	1:54.997	1:55.391	1:53.901	1:53.841	1:54.286	1:54.144	1:54.045	1:53.546	1:53.395
71	Krue KNIGHT (VIC)	1:53.611	1:53.256	2:34.182	2:52.666	1:57.163	1:54.079	1:51.833	1:52.351	1:58.542	1:52.080	
83	Alvin WU (NZ)	1:52.810	1:52.586	1:53.399	1:51.826	1:51.264	4:32.656					
84	Zac RUSSO (NSW)	1:53.948	1:51.793	1:52.219	1:52.385	1:53.383	1:53.304	1:53.326	1:58.929	1:52.564	1:51.059	1:51.120
85	Phoenix O'BRIEN (VIC)	1:51.807	1:50.543	1:49.821	1:50.776	1:51.479	1:57.024	1:52.092	1:51.628	3:13.410	2:06.619	
88	Abbie CAMERON (WA)	1:58.189	1:57.899	1:59.933	1:59.321	1:57.648	1:57.950	1:57.311	1:57.199	1:57.786	1:58.612	
95	Tara MORRISON (SA)	1:50.919	1:50.409	1:49.988	1:49.927	1:50.526	2:20.906	1:48.714	2:01.839	1:49.212	1:53.337	1:49.151
99	Nixon FROST (VIC)	1:52.190	1:50.269	1:50.280	1:50.060	1:52.361	1:56.639	1:58.854	1:55.215	1:52.260	1:50.505	1:51.055
128	Tyler KING (VIC)	1:52.009	1:49.594	1:49.818	1:50.559	2:04.954	1:49.970	1:49.702	1:48.854	1:53.567	2:07.944	1:49.113
222	Lincoln KNIGHT (NSW)	1:52.357	1:52.923	1:51.995	1:51.821	1:51.678	1:53.514	1:53.372	2:12.703	1:50.010	1:49.769	1:51.255
323	Flynn JACOBS (SA)	1:53.953	1:53.210	1:53.308	1:51.844	1:53.192	1:53.562	1:53.097	1:54.016	1:53.693	1:52.723	1:53.403
660	Adam JORDAN (NSW)	2:03.997	2:01.497	2:01.458	2:02.505	2:01.725	2:02.518	2:01.999	2:01.875	2:02.105	2:02.525	

*** ALL RIDERS QUALIFY ***

The results are provisional until the expiration of the time limit for protests and appeals.


 Chief Timekeeper - Scott Lang


 Clerk of Course - Gary Bleazby


RACE & ROAD SUPERSPORT 300

Qualifying

Date: 20/02/26
Event: Q01
Weather: Sunny - Temp: 24.6C
Track: Dry - Temp: 47.5C

Started at: 13:10:00
Laps: 20 Min
Starters: 31
Posted at: 1:36 PM

PROVISIONAL SECTOR TIMES

Lap	Sector 1	Sector 2	Sector 3	Sector 4	Lap Time	Spd	Lap	Sector 1	Sector 2	Sector 3	Sector 4	Lap Time	Spd
4 Ethan DELLOW (SA) (24th)							11	29.226	28.843	17.839	34.171	1:50.079	185
1	30.962	29.760	18.570	34.532	1:53.824	177							
2	30.615	29.746	<u>17.967</u>	34.404	1:52.732	182	14 Taishi KATADA (JAP) (17th)						
3	<u>29.835</u>	<u>29.676</u>	18.300	34.658	<u>1:52.469</u>	190	1	31.091	29.469	18.693	34.810	1:54.063	179
5 Jake SENIOR (VIC) (12th)							2	30.592	29.429	18.417	34.544	1:52.982	179
1	30.004	29.678	17.834	34.126	1:51.642	187	3	30.054	29.103	18.258	33.977	1:51.392	182
2	<u>29.476</u>	29.361	<u>17.708</u>	33.485	<u>1:50.030</u>	188	4	30.114	29.114	18.164	34.449	1:51.841	184
3	29.608	29.723	18.245	34.573	1:52.149	190	5	30.277	29.218	18.342	34.339	1:52.176	179
4	29.569	29.214	17.772	34.026	1:50.581	190	6	30.467	29.305	18.301	34.284	1:52.357	179
5	29.692	<u>29.191</u>	18.178	33.983	1:51.044	191	7	<u>29.719</u>	28.989	18.286	34.398	1:51.392	187
6	30.295	32.819	18.622	34.955	1:56.691	174	8	30.219	29.044	18.220	34.011	1:51.494	181
7	30.455	29.429	18.016	34.510	1:52.410	180	9	30.055	29.020	18.048	33.698	1:50.821	188
8	30.262	29.270	18.226	34.282	1:52.040	180	10	29.982	29.069	<u>17.960</u>	33.696	<u>1:50.707</u>	186
9	30.282	29.298	18.139	34.543	1:52.262	185	11	30.401	29.518	18.138	34.175	1:52.232	181
10	34.193	35.050	17.991	33.617	2:00.851	177	17 Yaofei LIU (VIC) (27th)						
11	30.043	29.264	17.975	33.859	1:51.141	185	1	30.921	31.048	18.775	35.427	1:56.171	189
9 Miles NICHOLAS (NSW) (30th)							2	30.839	30.263	18.834	35.265	1:55.201	188
1	33.626	32.896	19.747	37.703	2:03.972	168	3	30.922	30.234	18.769	35.994	1:55.919	184
2	33.078	31.891	19.344	37.401	2:01.714	171	4	<u>30.732</u>	30.030	18.604	35.245	<u>1:54.611</u>	188
3	32.670	31.597	19.131	36.863	2:00.261	173	5	30.820	30.582	18.929	2:14.608	3:34.939	188
4	32.460	31.337	19.048	36.828	<u>1:59.673</u>	174	6	39.202	30.559	18.672	35.396	2:03.829 P	
5	32.424	31.562	19.291	36.961	2:00.238	174	7	30.740	31.029	18.839	35.467	1:56.075	185
6	32.619	31.788	19.114	1:06.742	2:30.263	173	8	31.029	30.331	19.095	35.299	1:55.754	180
7	32.777	32.688	<u>18.882</u>	37.141	2:01.488	176	9	30.792	30.358	18.930	35.611	1:55.691	190
8	<u>32.051</u>	32.859	19.249	37.587	2:01.746	178	23 Matthew RITTER (VIC) (8th)						
12 Orlando PEOVITIS (WA) (1st)							1	30.475	29.549	17.971	34.116	1:52.111	182
1	29.730	29.446	17.875	33.791	1:50.842	186	2	29.954	29.244	17.871	33.738	1:50.807	188
2	29.193	29.320	17.839	33.513	1:49.865	190	3	29.661	29.322	18.182	33.483	1:50.648	192
3	29.202	29.222	17.858	33.577	1:49.859	188	4	30.461	31.935	<u>17.839</u>	33.294	1:53.529	187
4	29.241	29.200	17.868	34.095	1:50.404	188	5	<u>29.010</u>	<u>29.085</u>	17.855	33.645	<u>1:49.595</u>	190
5	29.261	29.067	17.908	33.504	1:49.740	186	24 Lachlan BRINKMAN (NSW) (26th)						
6	29.324	29.300	18.038	34.070	1:50.732	191	1	31.351	31.014	18.356	35.866	1:56.587	181
7	29.057	28.785	<u>17.592</u>	33.832	1:49.266	190	2	31.319	30.678	18.624	35.201	1:55.822	181
8	<u>28.839</u>	<u>28.682</u>	17.770	33.300	<u>1:48.591</u>	191	3	30.768	30.235	18.917	35.561	1:55.481	188
9	29.178	28.756	17.720	33.610	1:49.264	195	4	31.136	30.028	18.546	35.014	1:54.724	182
10	28.975	28.876	17.856	33.735	1:49.442	189	5	31.026	30.159	<u>18.371</u>	34.465	1:54.021	184

Chief Timekeeper - Scott Lang

Clerk of Course - Gary Bleazby




RACE & ROAD SUPERSPORT 300
Qualifying


 Date: 20/02/26
 Event: Q01
 Weather: Sunny - Temp: 24.6C
 Track: Dry - Temp: 47.5C

 Started at: 13:10:00
 Laps: 20 Min
 Starters: 31
 Posted at: 1:36 PM

PROVISIONAL SECTOR TIMES

Lap	Sector 1	Sector 2	Sector 3	Sector 4	Lap Time	Spd	Lap	Sector 1	Sector 2	Sector 3	Sector 4	Lap Time	Spd
6	30.380	29.776	18.514	35.039	1:53.709	194	9	30.179	29.884	18.880	34.951	1:53.894	186
7	30.211	38.773	18.677	35.633	2:03.294	184	10	30.013	29.751	18.570	35.121	1:53.455	186
8	31.091	30.845	18.576	35.945	1:56.457	181	11	30.514	29.855	18.643	35.321	1:54.333	180
9	31.602	30.647	18.690	35.595	1:56.534	179							
26 Jason GRICE (NSW) (29th)							33 Jordy SIMPSON (SA) (3rd)						
1	31.930	31.862	19.940	36.879	2:00.611	171	1	37.138	29.692	18.341	34.139	1:59.310 P	
2	31.762	31.362	19.496	36.545	1:59.165	173	2	29.210	29.118	18.192	34.700	1:51.220	190
3	32.338	31.596	19.640	36.940	2:00.514	171	3	30.004	29.376	18.142	1:36.235	2:53.757	188
4	32.172	31.656	19.651	36.447	1:59.926	170	4	53.338	40.604	21.532	35.031	2:30.505 P	
5	32.371	32.278	20.001	36.928	2:01.578	171	5	29.974	30.062	18.177	35.755	1:53.968	189
6	32.463	32.071	20.127	37.278	2:01.939	168	6	29.423	28.877	17.906	33.675	1:49.881	188
7	32.210	31.768	19.852	36.460	2:00.290	171	7	30.186	31.767	19.087	37.211	1:58.251	188
8	31.952	32.151	19.800	36.661	2:00.564	170	8	29.944	35.479	17.910	33.652	1:56.985	179
9	32.273	31.992	19.675	36.430	2:00.370	169	9	28.860	28.592	17.823	33.559	1:48.834	188
10	31.901	31.456	19.611	36.276	1:59.244	170	34 Seth DELLOW (SA) (14th)						
							1	29.952	29.052	17.964	33.909	1:50.877	180
							2	29.833	28.813	17.856	33.847	1:50.349	181
							3	29.719	28.794	17.918	33.705	1:50.136	184
							4	29.803	28.636	17.921	34.460	1:50.820	181
							5	30.649	39.497	17.934	33.844	2:01.924	178
							6	30.107	30.187	19.048	36.499	1:55.841	185
							7	30.153	29.445	18.105	34.882	1:52.585	189
							8	29.772	29.257	18.208	34.377	1:51.614	182
							9	30.353	31.778	19.315	37.282	1:58.728	189
							10	29.836	30.782	18.115	34.277	1:53.010	183
							11	30.485	29.604	18.054	34.171	1:52.314	179
							37 Alexander CODEY (NSW) (21th)						
							1	30.813	29.405	18.306	34.253	1:52.777	172
							2	30.348	29.353	18.684	34.754	1:53.139	176
							3	30.436	29.472	18.104	33.811	1:51.823	179
							4	30.286	29.453	18.065	34.155	1:51.959	187
							5	29.986	29.242	18.611	33.720	1:51.559	189
							6	30.091	29.318	18.632	1:57.239	3:15.280	183
							7	41.300	31.111	18.861	35.481	2:06.753 P	
							8	31.023	29.566	19.087	36.678	1:56.354	173
							9	30.884	29.421	18.570	34.972	1:53.847	172
							10	30.751	29.366	18.358	34.651	1:53.126	173


 Chief Timekeeper - Scott Lang


 Clerk of Course - Gary Bleazby


RACE & ROAD SUPERSPORT 300
Qualifying


 Date: 20/02/26
 Event: Q01
 Weather: Sunny - Temp: 24.6C
 Track: Dry - Temp: 47.5C

 Started at: 13:10:00
 Laps: 20 Min
 Starters: 31
 Posted at: 1:36 PM

PROVISIONAL SECTOR TIMES

Lap	Sector 1	Sector 2	Sector 3	Sector 4	Lap Time	Spd	Lap	Sector 1	Sector 2	Sector 3	Sector 4	Lap Time	Spd
42 Riley NAUTA (QLD) (5th)							1	30.901	30.299	18.318	34.568	1:54.086	179
1	29.450	28.982	17.852	33.860	1:50.144	185	2	30.347	29.895	18.231	34.574	1:53.047	184
2	29.280	28.931	17.997	33.384	1:49.592	185	3	30.316	29.790	18.493	34.944	1:53.543	181
3	29.069	28.924	17.817	33.380	1:49.190	192	4	30.936	30.217	18.489	34.637	1:54.279	176
4	29.317	28.781	17.783	33.331	1:49.212	187	5	30.572	30.042	18.299	34.557	1:53.470	180
5	29.024	28.824	17.818	33.498	1:49.164	190	6	30.098	29.645	18.375	34.493	1:52.611	182
6	29.189	28.741	17.692	33.459	1:49.081	188	7	30.083	29.679	18.376	34.419	1:52.557	180
7	29.769	35.745	17.708	1:04.217	2:27.439	187	8	30.036	29.833	18.462	34.863	1:53.194	182
8	36.601	28.991	18.006	33.523	1:57.121 P		9	30.437	29.562	18.513	34.828	1:53.340	176
9	29.427	28.818	17.858	33.464	1:49.567	184	10	30.095	29.664	18.169	34.001	1:51.929	184
10	29.453	28.723	17.941	33.520	1:49.637	185	11	29.540	29.659	18.093	34.055	1:51.347	187
60 David COWARD (TAS) (6th)							67 Tom NICOLSON (VIC) (9th)						
1	30.476	29.659	18.232	34.007	1:52.374	182	1	29.995	29.856	18.004	34.164	1:52.019	184
2	29.826	29.410	18.205	33.659	1:51.100	186	2	29.665	29.098	17.815	33.544	1:50.122	188
3	30.073	29.124	18.033	33.766	1:50.996	188	3	29.652	29.098	17.943	34.178	1:50.871	195
4	29.981	28.992	17.863	33.532	1:50.368	186	4	30.782	36.386	18.549	34.832	2:00.549	182
5	29.975	43.152	17.941	34.246	2:05.314	186	5	30.761	41.846	17.975	34.525	2:05.107	182
6	29.541	29.253	17.819	33.769	1:50.382	193	6	29.383	29.229	17.694	34.285	1:50.591	192
7	30.077	29.242	17.896	35.019	1:52.234	185	7	29.696	29.127	18.059	36.663	1:53.545	188
8	29.656	29.103	17.999	33.683	1:50.441	184	8	29.453	28.900	17.765	33.894	1:50.012	191
9	30.027	30.244	17.844	33.449	1:51.564	188	9	29.456	29.029	17.846	33.370	1:49.701	190
10	29.375	30.105	17.890	33.443	1:50.813	193	10	29.198	38.568	18.079	33.884	1:59.729	193
11	29.447	28.936	17.907	32.909	1:49.199	193	11	30.083	30.109	18.343	34.222	1:52.757	188
61 Rossi McADAM (WA) (15th)							70 Harriet GRACE (VIC) (25th)						
1	30.177	28.995	18.013	34.513	1:51.698	184	1	30.790	30.350	18.751	35.222	1:55.113	186
2	30.487	29.648	17.957	34.075	1:52.167	180	2	29.928	29.855	18.503	34.895	1:53.181	192
3	29.581	29.209	17.825	33.537	1:50.152	190	3	30.367	30.087	18.581	35.962	1:54.997	187
4	29.964	33.530	17.947	34.408	1:55.849	188	4	31.270	30.515	18.661	34.945	1:55.391	184
5	29.920	29.322	18.063	34.091	1:51.396	182	5	30.493	30.207	18.462	34.739	1:53.901	186
6	29.960	30.128	18.865	34.872	1:53.825	182	6	30.378	29.683	18.475	35.305	1:53.841	188
7	29.427	29.278	18.040	36.594	1:53.339	188	7	30.321	30.254	18.525	35.186	1:54.286	185
8	29.584	29.584	17.936	33.564	1:50.668	184	8	30.431	30.039	18.639	35.035	1:54.144	188
9	29.738	34.461	23.207	33.554	2:00.960	187	9	30.495	29.909	18.632	35.009	1:54.045	188
10	29.491	29.021	18.032	34.063	1:50.607	187	10	30.407	29.566	18.505	35.068	1:53.546	187
11	29.718	28.986	18.068	33.906	1:50.678	184	11	30.231	29.984	18.334	34.846	1:53.395	186
63 Mitchell CARTWRIGHT (NSW) (20th)							71 Krue KNIGHT (VIC) (22th)						


 Chief Timekeeper - Scott Lang


 Clerk of Course - Gary Bleazby


RACE & ROAD SUPERSPORT 300

Qualifying

Date: 20/02/26
Event: Q01
Weather: Sunny - Temp: 24.6C
Track: Dry - Temp: 47.5C

Started at: 13:10:00
Laps: 20 Min
Starters: 31
Posted at: 1:36 PM

PROVISIONAL SECTOR TIMES

Lap	Sector 1	Sector 2	Sector 3	Sector 4	Lap Time	Spd	Lap	Sector 1	Sector 2	Sector 3	Sector 4	Lap Time	Spd
1	31.067	29.980	18.256	34.308	1:53.611	187	7	30.313	29.372	18.053	34.354	1:52.092	183
2	30.632	29.621	18.362	34.641	1:53.256	182	8	30.015	29.283	18.205	34.125	1:51.628	181
3	31.602	32.157	20.523	1:09.900	2:34.182	179	9	30.868	33.035	19.902	1:49.605	3:13.410	175
4	40.891	1:11.086	25.048	35.641	2:52.666 P		10	42.151	30.862	18.645	34.961	2:06.619 P	
5	30.499	32.873	18.434	35.357	1:57.163	180							
6	30.214	30.323	18.166	35.376	1:54.079	187	88 Abbie CAMERON (WA) (28th)						
7	29.948	29.821	18.035	34.029	1:51.833	179	1	31.690	31.275	18.898	36.326	1:58.189	176
8	30.229	29.461	18.204	34.457	1:52.351	182	2	31.566	31.094	18.931	36.308	1:57.899	176
9	30.009	35.665	18.308	34.560	1:58.542	182	3	31.122	30.734	18.990	39.087	1:59.933	174
10	29.852	29.832	18.088	34.308	1:52.080	185	4	32.070	31.450	19.425	36.376	1:59.321	172
							5	31.361	31.148	19.101	36.038	1:57.648	173
83 Alvin WU (NZ) (19th)							6	31.498	31.299	19.246	35.907	1:57.950	173
1	30.498	29.469	18.375	34.468	1:52.810	183	7	31.480	31.024	18.914	35.893	1:57.311	172
2	30.337	29.797	18.298	34.154	1:52.586	182	8	31.654	30.869	18.822	35.854	1:57.199	173
3	30.448	29.618	18.562	34.771	1:53.399	177	9	31.406	31.318	18.999	36.063	1:57.786	172
4	29.785	29.764	18.074	34.203	1:51.826	187	10	32.484	31.175	18.914	36.039	1:58.612	172
5	29.559	29.047	18.372	34.286	1:51.264	183							
6	29.678	29.916	18.513	3:14.549	4:32.656	189	95 Tara MORRISON (SA) (2nd)						
							1	29.940	29.041	17.956	33.982	1:50.919	177
84 Zac RUSSO (NSW) (18th)							2	29.842	28.922	17.877	33.768	1:50.409	179
1	31.040	29.898	18.406	34.604	1:53.948	174	3	29.589	28.853	17.775	33.771	1:49.988	181
2	30.416	29.437	18.023	33.917	1:51.793	181	4	29.630	28.734	17.819	33.744	1:49.927	181
3	29.936	29.337	18.288	34.658	1:52.219	186	5	29.593	28.883	17.888	34.162	1:50.526	181
4	30.026	29.593	18.503	34.263	1:52.385	183	6	30.036	59.775	17.634	33.461	2:20.906	182
5	30.170	30.289	18.380	34.544	1:53.383	176	7	29.018	28.585	17.826	33.285	1:48.714	189
6	30.575	29.345	18.540	34.844	1:53.304	174	8	29.058	30.539	19.556	42.686	2:01.839	193
7	30.526	29.591	18.393	34.816	1:53.326	175	9	29.083	28.846	17.786	33.497	1:49.212	194
8	29.954	34.688	18.826	35.461	1:58.929	185	10	29.177	32.751	17.863	33.546	1:53.337	187
9	31.021	29.249	18.210	34.084	1:52.564	178	11	29.248	28.684	17.848	33.371	1:49.151	187
10	29.806	29.120	18.153	33.980	1:51.059	184							
11	29.548	29.362	18.112	34.098	1:51.120	187	99 Nixon FROST (VIC) (13th)						
							1	30.443	29.366	17.872	34.509	1:52.190	191
85 Phoenix O'BRIEN (VIC) (11th)							2	29.495	29.043	17.995	33.736	1:50.269	191
1	30.567	29.318	18.131	33.791	1:51.807	182	3	29.219	28.960	18.030	34.071	1:50.280	192
2	29.849	29.288	17.786	33.620	1:50.543	188	4	29.252	29.189	17.751	33.868	1:50.060	190
3	29.478	29.057	17.868	33.418	1:49.821	189	5	29.856	30.171	17.919	34.415	1:52.361	190
4	29.708	28.986	18.066	34.016	1:50.776	189	6	29.900	30.328	21.182	35.229	1:56.639	185
5	29.984	29.601	18.139	33.755	1:51.479	185	7	29.693	35.994	18.319	34.848	1:58.854	190
6	30.177	32.280	19.092	35.475	1:57.024	178	8	30.319	29.254	19.943	35.699	1:55.215	177

Chief Timekeeper - Scott Lang

Clerk of Course - Gary Bleazby



RACE & ROAD SUPERSPORT 300
Qualifying

 Date: 20/02/26
 Event: Q01
 Weather: Sunny - Temp: 24.6C
 Track: Dry - Temp: 47.5C


 Started at: 13:10:00
 Laps: 20 Min
 Starters: 31
 Posted at: 1:36 PM


PROVISIONAL SECTOR TIMES

Lap	Sector 1	Sector 2	Sector 3	Sector 4	Lap Time	Spd	Lap	Sector 1	Sector 2	Sector 3	Sector 4	Lap Time	Spd
9	30.940	29.031	17.948	34.341	1:52.260	179	11	29.448	29.411	18.097	34.299	1:51.255	188
10	29.217	29.206	18.008	34.074	1:50.505	188							
11	29.638	29.166	18.094	34.157	1:51.055	191							
128 Tyler KING (VIC) (4th)							323 Flynn JACOBS (SA) (23th)						
1	30.563	29.372	18.003	34.071	1:52.009	192	1	31.067	29.869	18.329	34.688	1:53.953	184
2	29.513	28.553	17.801	33.727	1:49.594	196	2	30.789	29.615	18.440	34.366	1:53.210	183
3	29.180	28.845	17.920	33.873	1:49.818	201	3	30.499	29.783	18.492	34.534	1:53.308	180
4	29.445	28.847	18.296	33.971	1:50.559	201	4	29.977	29.602	18.268	33.997	1:51.844	183
5	30.192	42.652	18.213	33.897	2:04.954	185	5	30.222	29.802	18.414	34.754	1:53.192	186
6	29.257	28.652	18.279	33.782	1:49.970	194	6	30.805	29.969	18.420	34.368	1:53.562	176
7	29.491	28.807	17.884	33.520	1:49.702	189	7	30.349	29.728	18.370	34.650	1:53.097	182
8	28.925	28.687	17.873	33.369	1:48.854	195	8	30.194	29.928	19.334	34.560	1:54.016	182
9	30.416	30.282	18.348	34.521	1:53.567	194	9	31.261	29.729	18.286	34.417	1:53.693	182
10	29.835	46.015	18.387	33.707	2:07.944	188	10	30.066	29.861	18.311	34.485	1:52.723	188
11	29.061	28.702	17.912	33.438	1:49.113	197	11	30.613	29.663	18.482	34.645	1:53.403	179
222 Lincoln KNIGHT (NSW) (10th)							660 Adam JORDAN (NSW) (31th)						
1	30.209	29.492	18.272	34.384	1:52.357	186	1	33.425	32.901	20.030	37.641	2:03.997	170
2	30.750	29.850	18.155	34.168	1:52.923	176	2	32.537	31.712	19.628	37.620	2:01.497	176
3	30.311	29.725	18.080	33.879	1:51.995	180	3	32.802	31.572	19.701	37.383	2:01.458	171
4	30.211	29.400	18.071	34.139	1:51.821	188	4	32.990	32.119	19.966	37.430	2:02.505	170
5	29.999	29.839	18.211	33.629	1:51.678	187	5	33.083	31.704	19.661	37.277	2:01.725	171
6	30.584	29.912	18.295	34.723	1:53.514	176	6	33.243	31.790	19.931	37.554	2:02.518	170
7	30.857	29.675	18.220	34.620	1:53.372	174	7	33.103	31.798	19.619	37.479	2:01.999	168
8	30.731	41.232	18.844	41.896	2:12.703	174	8	32.837	31.665	19.733	37.640	2:01.875	169
9	29.618	28.977	17.805	33.610	1:50.010	182	9	33.111	32.139	19.650	37.205	2:02.105	171
10	29.281	28.942	17.860	33.686	1:49.769	188	10	33.471	31.756	19.863	37.435	2:02.525	169

*** ALL RIDERS QUALIFY ***

The results are provisional until the expiration of the time limit for protests and appeals.


 Chief Timekeeper - Scott Lang


 Clerk of Course - Gary Bleazby




PHILLIP ISLAND 2026



MELBOURNE
EVERY BIT DIFFERENT

ASBK Round 1

RACE & ROAD SUPERSPORT 300

Qualifying

Date: 20/02/26
Event: Q01
Weather: Sunny - Temp: 24.6C
Track: Dry - Temp: 47.5C

Started at: 13:10:00
Laps: 20 Min
Starters: 31
Posted at: 1:36 PM

PROVISIONAL FASTEST LAPS SEQUENCE

Race Time	No	Name	Machine	Fastest Lap	On Lap
27:54.273	95	Tara MORRISON (SA)	Kawasaki Ninja	1:50.919	1
27:54.654	34	Seth DELLOW (SA)	Yamaha YZF-R3	1:50.877	1
28:28.812	42	Riley NAUTA (QLD)	Kawasaki Ninja	1:50.144	1
29:51.940	67	Tom NICOLSON (VIC)	Kawasaki Ninja	1:50.122	2
29:52.714	5	Jake SENIOR (VIC)	Yamaha YZF-R3	1:50.030	2
29:54.335	128	Tyler KING (VIC)	Kawasaki Ninja	1:49.594	2
30:18.404	42	Riley NAUTA (QLD)	Kawasaki Ninja	1:49.592	2
32:07.594	42	Riley NAUTA (QLD)	Kawasaki Ninja	1:49.190	3
35:45.970	42	Riley NAUTA (QLD)	Kawasaki Ninja	1:49.164	5
37:35.051	42	Riley NAUTA (QLD)	Kawasaki Ninja	1:49.081	6
39:24.743	95	Tara MORRISON (SA)	Kawasaki Ninja	1:48.714	7
41:19.887	12	Orlando PEOVITIS (WA)	Kawasaki Ninja	1:48.591	8

*** ALL RIDERS QUALIFY ***

The results are provisional until the expiration of the time limit for protests and appeals.

Scott Lang
Chief Timekeeper - Scott Lang

Gary Bleazby
Clerk of Course - Gary Bleazby



www.computime.com.au
COMPUTIME RACE TIMING SYSTEMS PTY LTD





PHILLIP ISLAND 2026



MELBOURNE EVERY BIT DIFFERENT

ASBK Round 1

RACE & ROAD SUPERSPORT 300

Qualifying

Date: 20/02/26
 Event: Q01
 Weather: Sunny - Temp: 24.6C
 Track: Dry - Temp: 47.5C

Started at: 13:10:00
 Laps: 20 Min
 Starters: 31
 Posted at: 1:36 PM

PROVISIONAL BEST SECTOR TIMES

Pos	Sector 1		Sector 2		Sector 3		Sector 4		Lap			
	Name	Time	Name	Time	Name	Time	Name	Time	Name	Ideal	Fastest	Diff
1	O. PEOVITIS	28.839	T. KING	28.553	O. PEOVITIS	17.592	D. COWARD	32.909	O. PEOVITIS	1:48.413	1:48.591	.178
2	J. SIMPSON	28.860	T. MORRISON	28.585	T. MORRISON	17.634	T. MORRISON	33.285	T. MORRISON	1:48.522	1:48.714	.192
3	T. KING	28.925	J. SIMPSON	28.592	R. NAUTA	17.692	M. RITTER	33.294	T. KING	1:48.648	1:48.854	.206
4	T. JAMES	28.932	S. DELLOW	28.636	T. NICOLSON	17.694	O. PEOVITIS	33.300	R. NAUTA	1:48.770	1:49.081	.311
5	M. RITTER	29.010	O. PEOVITIS	28.682	J. SENIOR	17.708	R. NAUTA	33.331	J. SIMPSON	1:48.834	1:48.834	.000
6	T. MORRISON	29.018	R. NAUTA	28.723	N. FROST	17.751	T. KING	33.369	T. JAMES	1:48.955	1:49.364	.409
7	R. NAUTA	29.024	T. JAMES	28.820	P. O'BRIEN	17.786	T. NICOLSON	33.370	D. COWARD	1:49.039	1:49.199	.160
8	T. NICOLSON	29.198	T. NICOLSON	28.900	J. RUSSO	17.790	T. JAMES	33.381	T. NICOLSON	1:49.162	1:49.701	.539
9	N. FROST	29.217	D. COWARD	28.936	T. KING	17.801	P. O'BRIEN	33.418	M. RITTER	1:49.228	1:49.595	.367
10	L. KNIGHT	29.281	L. KNIGHT	28.942	L. KNIGHT	17.805	J. SENIOR	33.485	L. KNIGHT	1:49.638	1:49.769	.131
11	J. RUSSO	29.301	N. FROST	28.960	D. COWARD	17.819	R. McADAM	33.537	N. FROST	1:49.664	1:50.060	.396
12	D. COWARD	29.375	R. McADAM	28.986	T. JAMES	17.822	J. SIMPSON	33.559	P. O'BRIEN	1:49.668	1:49.821	.153
13	R. McADAM	29.427	P. O'BRIEN	28.986	J. SIMPSON	17.823	L. KNIGHT	33.610	R. McADAM	1:49.775	1:50.152	.377
14	J. SENIOR	29.476	T. KATADA	28.989	R. McADAM	17.825	T. KATADA	33.696	J. SENIOR	1:49.860	1:50.030	.170
15	P. O'BRIEN	29.478	A. WU	29.047	M. RITTER	17.839	S. DELLOW	33.705	S. DELLOW	1:49.916	1:50.136	.220
16	M. CARTWRI	29.540	M. RITTER	29.085	S. DELLOW	17.856	A. CODEY	33.720	J. RUSSO	1:50.277	1:50.318	.041
17	Z. RUSSO	29.548	Z. RUSSO	29.120	T. KATADA	17.960	N. FROST	33.736	T. KATADA	1:50.364	1:50.707	.343
18	A. WU	29.559	J. SENIOR	29.191	E. DELLOW	17.967	Z. RUSSO	33.917	Z. RUSSO	1:50.608	1:51.059	.451
19	T. KATADA	29.719	J. RUSSO	29.192	Z. RUSSO	18.023	J. RUSSO	33.994	A. WU	1:50.834	1:51.264	.430
20	S. DELLOW	29.719	A. CODEY	29.242	K. KNIGHT	18.035	F. JACOBS	33.997	A. CODEY	1:51.013	1:51.559	.546
21	E. DELLOW	29.835	K. KNIGHT	29.461	A. CODEY	18.065	M. CARTWRI	34.001	M. CARTWRIG	1:51.196	1:51.347	.151
22	K. KNIGHT	29.852	M. CARTWRI	29.562	A. WU	18.074	K. KNIGHT	34.029	K. KNIGHT	1:51.377	1:51.833	.456
23	H. GRACE	29.928	H. GRACE	29.566	M. CARTWRI	18.093	A. WU	34.154	F. JACOBS	1:51.844	1:51.844	.000
24	F. JACOBS	29.977	F. JACOBS	29.602	F. JACOBS	18.268	E. DELLOW	34.404	E. DELLOW	1:51.882	1:52.469	.587
25	A. CODEY	29.986	E. DELLOW	29.676	H. GRACE	18.334	L. BRINKMAN	34.465	H. GRACE	1:52.567	1:53.181	.614
26	L. BRINKMAN	30.211	L. BRINKMAN	29.776	L. BRINKMAN	18.371	H. GRACE	34.739	L. BRINKMAN	1:52.823	1:53.709	.886
27	Y. LIU	30.732	Y. LIU	30.030	Y. LIU	18.604	Y. LIU	35.245	Y. LIU	1:54.611	1:54.611	.000
28	A. CAMERON	31.122	A. CAMERON	30.734	A. CAMERON	18.822	A. CAMERON	35.854	A. CAMERON	1:56.532	1:57.199	.667
29	J. GRICE	31.762	M. NICHOLAS	31.337	M. NICHOLAS	18.882	J. GRICE	36.276	J. GRICE	1:58.896	1:59.165	.269
30	M. NICHOLAS	32.051	J. GRICE	31.362	J. GRICE	19.496	M. NICHOLAS	36.828	M. NICHOLAS	1:59.098	1:59.673	.575
31	A. JORDAN	32.537	A. JORDAN	31.572	A. JORDAN	19.619	A. JORDAN	37.205	A. JORDAN	2:00.933	2:01.458	.525

*** ALL RIDERS QUALIFY ***

The results are provisional until the expiration of the time limit for protests and appeals.

Scott Lang
 Chief Timekeeper - Scott Lang

Gary Bleazby
 Clerk of Course - Gary Bleazby



www.computime.com.au
 COMPUTIME RACE TIMING SYSTEMS PTY LTD





PHILLIP ISLAND 2026



MELBOURNE EVERY BIT DIFFERENT

ASBK Round 1

RACE & ROAD SUPERSPORT 300

Qualifying

Date: 20/02/26
Event: Q01
Weather: Sunny - Temp: 24.6C
Track: Dry - Temp: 47.5C

Started at: 13:10:00
Laps: 20 Min
Starters: 31
Posted at: 1:36 PM

PROVISIONAL RACE INFORMATION

Time	Description
13:10:00	Event Start
13:18:04	Rider 4 (Ethan DELLOW) STOPPED TURN 7
13:22:00	Rider 23 (Matthew RITTER) CRASHED TURN 9
13:29:08	Rider 24 (Lachlan BRINKMAN) CRASHED TURN 2
13:30:16	Chequered Flag
13:34:27	Event Finish

*** ALL RIDERS QUALIFY ***

The results are provisional until the expiration of the time limit for protests and appeals.

Scott Lang
Chief Timekeeper - Scott Lang

Gary Bleazby
Clerk of Course - Gary Bleazby



www.computime.com.au
COMPUTIME RACE TIMING SYSTEMS PTY LTD

