



PHILLIP ISLAND 2026



MELBOURNE EVERY BIT DIFFERENT

ASBK Round 1

RACE & ROAD SUPERSPORT 300

Race 2

Date: 21/02/26
 Event: R02
 Weather: Overcast - Temp: 18.2C
 Track: Dry - Temp: 23.7C

Started at: 08:51:30
 Laps: 8
 Starters: 31
 Posted at: 9:19 AM

PROVISIONAL CLASSIFICATION

Pos	No	Name	Machine	Laps	Race Time	Behind Leader	Behind Prev	Fastest Lap	On Lap
1	128	Tyler KING (VIC) / AVA NZ / Wet4U / GVR	Kawasaki Ninja	8	14:44.064			1:49.328	4
2	42	Riley NAUTA (QLD) / Champion's Ride Days / Pipe Tek / Dunlop / Kawasaki	Kawasaki Ninja	8	14:44.107	.043	.043	1:48.839	2
3	33	Jordy SIMPSON (SA) / Yamaha Aust / YRD / Simpson Crash / Simpson Signs	Yamaha YZF-R3	8	14:44.238	.174	.131	1:49.398	7
4	61	Rossi McADAM (WA) / Megacycle / Glendun Group / Geographic Civil / 61 Club	Yamaha YZF-R3	8	14:44.293	.229	.055	1:49.242	2
5	5	Jake SENIOR (VIC) / BMPE Racing / Pointer Racing / Yamalube / Pirelli	Yamaha YZF-R3	8	14:44.323	.259	.030	1:48.807	4
6	85	Phoenix O'BRIEN (VIC) / BMPE Racing / Pointer Racing / Yamalube / Pirelli	Yamaha YZF-R3	8	14:44.334	.270	.011	1:49.317	4
7	34	Seth DELLOW (SA) / TeamBWR / Murrundi Ferry Services / Pitmans Yamaha / Bridgestone	Yamaha YZF-R3	8	14:44.349	.285	.015	1:49.213	2
8	23	Matthew RITTER (VIC) / Megacycle / AGV / YRD	Yamaha YZF-R3	8	14:44.375	.311	.026	1:49.098	8
9	95	Tara MORRISON (SA) / Active Tree Services / Morgans Cranes / Nightmare Designs / Shoei Helmets	Kawasaki Ninja	8	14:44.446	.382	.071	1:49.334	4
10	31	Toby JAMES (VIC) / Ricondi / Race & Road	Yamaha YZF-R3	8	14:44.547	.483	.101	1:48.749	4
11	222	Lincoln KNIGHT (NSW) / Astina / Penrite Oil / Ricondi / YRD	Yamaha YZF-R3	8	14:44.657	.593	.110	1:48.742	8
12	67	Tom NICOLSON (VIC) / LS2 helmets / Calder Auto Electrics / Complete Commercial Real Estate	Kawasaki Ninja	8	14:45.181	1.117	.524	1:48.742	6
13	99	Nixon FROST (VIC)	Yamaha YZF-R3	8	14:45.185	1.121	.004	1:49.085	6
14	12	Orlando PEOVITIS (WA) / Champion's Ride Days / Pipe Tek / Dunlop / Kawasaki	Kawasaki Ninja	8	14:48.359	4.295	3.174	1:49.109	8
15	14	Taishi KATADA (JAP) / MotoGo Yamaha Racing Team / Moto Performance Racing	Yamaha YZF-R3	8	15:01.633	17.569	13.274	1:50.964	8
16	32	Jai RUSSO (NSW) / Motoschool Racing Team	Yamaha YZF-R3	8	15:01.871	17.807	.238	1:50.516	8
17	83	Alvin WU (NZ) / Addicted to Track	Yamaha YZF-R3	8	15:02.285	18.221	.414	1:50.874	8
18	70	Harriet GRACE (VIC) / Wet4URacing / Helicraft / Rabbit NZ / LS2 Helmets	Kawasaki Ninja	8	15:05.901	21.837	3.616	1:51.460	8
19	84	Zac RUSSO (NSW) / Omega Appliances / Complete AV / Competitive Edge Perform / Secure Bldg Solns	Yamaha YZF-R3	8	15:06.259	22.195	.358	1:51.518	7
20	71	Krue KNIGHT (VIC) / Mad Cat Group / Drouin Scrap Metal / Hip Pocket Work Wear Warragul	Yamaha YZF-R3	8	15:11.765	27.701	5.506	1:50.974	8
21	4	Ethan DELLOW (SA) / TeamBWR / Murrundi Ferry Services / Pitmans Yamaha / Bridgestone	Yamaha YZF-R3	8	15:12.256	28.192	.491	1:51.016	8
22	63	Mitchell CARTWRIGHT (NSW) / Motocity / Complete AV / Tactical Recovery / FuSport	Yamaha YZF-R3	8	15:18.807	34.743	6.551	1:52.766	5
23	24	Lachlan BRINKMAN (NSW) / LS2 Helmets / CC Bike Works / Phelixrides / Whites Powersports	Kawasaki Ninja	8	15:30.151	46.087	11.344	1:54.442	3
24	17	Yaofei LIU (VIC) / Fast Freddies Tyre Service / Suxin Food / IRT M-sport / Motoridenow	Yamaha YZF-R3	8	15:30.277	46.213	.126	1:53.809	2

Scott Lang
 Chief Timekeeper - Scott Lang

Gary Bleazby
 Clerk of Course - Gary Bleazby



www.computime.com.au
 COMPUTIME RACE TIMING SYSTEMS PTY LTD





PHILLIP ISLAND 2026



MELBOURNE EVERY BIT DIFFERENT

ASBK Round 1

RACE & ROAD SUPERSPORT 300

Race 2

Date: 21/02/26
Event: R02
Weather: Overcast - Temp: 18.2C
Track: Dry - Temp: 23.7C

Started at: 08:51:30
Laps: 8
Starters: 31
Posted at: 9:19 AM

PROVISIONAL CLASSIFICATION

Table with 10 columns: Pos, No, Name, Machine, Laps, Race Time, Behind Leader, Behind Prev, Fastest Lap, On Lap. Contains race results for 8 laps.

Fastest Lap was 1:48.742 by 222 Lincoln KNIGHT (NSW)

Current race lap record for 300 class - 1:46.529 by Petr SVOBODA (CZ) on a Kawasaki Ninja set on 25/02/24

*** Riders 323 (Flynn JACOBS (SA)), 71 (Krue KNIGHT (VIC)), 9 (Miles NICHOLAS (NSW)), and 4 (Ethan DELLOW (SA)) - 10 second penalties imposed by Clerk of Course for jumped starts ***

The results are provisional until the expiration of the time limit for protests and appeals.

Handwritten signature of Scott Lang

Chief Timekeeper - Scott Lang

Handwritten signature of Gary Bleazby

Clerk of Course - Gary Bleazby



www.computime.com.au
COMPUTIME RACE TIMING SYSTEMS PTY LTD





PHILLIP ISLAND 2026

MELBOURNE
EVERY BIT DIFFERENT

ASBK Round 1

RACE & ROAD SUPERSPORT 300

Race 2


Date: 21/02/26
Event: R02
Weather: Overcast - Temp: 18.2C
Track: Dry - Temp: 23.7CStarted at: 08:51:30
Laps: 8
Starters: 31
Posted at: 9:19 AM

PROVISIONAL LAP TIMES

No	Name	Lap 1	Lap 2	Lap 3	Lap 4	Lap 5	Lap 6	Lap 7	Lap 8
4	Ethan DELLOW (SA)	2:00.938	1:51.947	1:51.588	1:52.149	1:51.872	1:51.476	1:51.270	1:51.016
5	Jake SENIOR (VIC)	1:58.411	1:50.525	1:49.285	1:48.807	1:49.113	1:49.264	1:49.351	1:49.567
9	Miles NICHOLAS (NSW)	2:07.055	2:00.205	1:58.588	1:57.820	1:56.533	1:57.285	1:56.342	1:56.237
12	Orlando PEOVITIS (WA)	1:56.286	1:50.873	1:49.933	1:49.616	1:49.937	1:53.132	1:49.473	1:49.109
14	Taishi KATADA (JAP)	2:00.048	1:51.567	1:52.227	1:52.177	1:51.731	1:51.389	1:51.530	1:50.964
17	Yaofei LIU (VIC)	2:03.361	1:53.809	1:55.687	1:55.585	1:55.076	1:54.589	1:56.533	1:55.637
23	Matthew RITTER (VIC)	1:57.583	1:49.651	1:49.433	1:49.818	1:49.622	1:49.554	1:49.616	1:49.098
24	Lachlan BRINKMAN (NSW)	2:03.888	1:54.510	1:54.442	1:54.816	1:55.154	1:55.332	1:55.993	1:56.016
26	Jason GRICE (NSW)	2:08.457	1:59.107	1:58.318	1:56.674	1:57.444	1:57.632	1:56.758	1:56.286
31	Toby JAMES (VIC)	1:58.822	1:50.293	1:49.286	1:48.749	1:49.299	1:49.290	1:49.789	1:49.019
32	Jai RUSSO (NSW)	2:00.649	1:51.183	1:51.972	1:52.635	1:52.061	1:51.370	1:51.485	1:50.516
33	Jordy SIMPSON (SA)	1:56.749	1:49.669	1:50.138	1:49.413	1:49.552	1:49.737	1:49.398	1:49.582
34	Seth DELLOW (SA)	1:57.322	1:49.213	1:50.060	1:49.414	1:49.566	1:49.771	1:49.416	1:49.587
37	Alexander CODEY (NSW)	2:00.737	2:11.131	1:53.991	1:54.584	1:53.736	1:53.246	1:53.310	1:53.217
42	Riley NAUTA (QLD)	1:57.633	1:48.839	1:50.035	1:49.373	1:49.723	1:49.697	1:49.828	1:48.979
60	David COWARD (TAS)	1:57.883	1:50.392	1:48.968	1:50.540	1:49.204	1:49.058		
61	Rossi McADAM (WA)	1:57.132	1:49.242	1:50.199	1:49.493	1:49.626	1:49.620	1:49.407	1:49.574
63	Mitchell CARTWRIGHT (NSW)	2:02.115	1:53.388	1:57.467	1:53.541	1:52.766	1:52.910	1:53.318	1:53.302
67	Tom NICOLSON (VIC)	1:58.619	1:49.690	1:48.788	1:49.794	1:50.090	1:48.742	1:49.598	1:49.860
70	Harriet GRACE (VIC)	2:02.561	1:52.338	1:52.549	1:51.974	1:51.726	1:51.665	1:51.628	1:51.460
71	Krue KNIGHT (VIC)	2:00.008	1:51.557	1:52.257	1:52.257	1:51.655	1:51.332	1:51.725	1:50.974
83	Alvin WU (NZ)	2:00.017	1:52.322	1:51.504	1:52.782	1:51.238	1:52.107	1:51.441	1:50.874
84	Zac RUSSO (NSW)	2:01.807	1:53.674	1:52.367	1:51.862	1:51.688	1:51.681	1:51.518	1:51.662
85	Phoenix O'BRIEN (VIC)	1:57.905	1:49.454	1:49.409	1:49.317	1:49.599	1:49.693	1:49.439	1:49.518
88	Abbie CAMERON (WA)	2:04.471	1:53.978	1:54.976	1:55.054	1:54.797	1:54.950	1:56.380	1:55.701
95	Tara MORRISON (SA)	1:56.348	1:49.945	1:50.234	1:49.334	1:49.679	1:49.736	1:49.575	1:49.595
99	Nixon FROST (VIC)	1:57.320	1:51.078	1:49.576	1:49.727	1:49.365	1:49.085	1:49.806	1:49.228
128	Tyler KING (VIC)	1:56.601	1:49.697	1:50.169	1:49.328	1:49.662	1:49.731	1:49.425	1:49.451
222	Lincoln KNIGHT (NSW)	1:58.744	1:50.441	1:49.068	1:49.928	1:49.004	1:49.360	1:49.370	1:48.742
323	Flynn JACOBS (SA)	2:02.930	1:52.510	1:52.315	1:51.952	1:51.633	1:51.767	1:51.498	
660	Adam JORDAN (NSW)	2:08.169	1:59.917	1:59.263	1:59.835	2:00.873	2:01.230	2:02.498	2:01.700

*** Riders 323 (Flynn JACOBS (SA)), 71 (Krue KNIGHT (VIC)), 9 (Miles NICHOLAS (NSW)), and 4 (Ethan DELLOW (SA)) - 10 second penalties imposed by Clerk of Course for jumped starts ***

The results are provisional until the expiration of the time limit for protests and appeals.


Chief Timekeeper - Scott Lang
Clerk of Course - Gary Bleazby

www.computime.com.au
COMPUTIME RACE TIMING SYSTEMS PTY LTD



RACE & ROAD SUPERSPORT 300
Race 2

 Started at: **08:51:30**

 Laps: **8**


 Starters: **31**

 Posted at: **9:19 AM**

 Date: **21/02/26**
 Event: **R02**
 Weather: **Overcast - Temp: 18.2C**
 Track: **Dry - Temp: 23.7C**
PROVISIONAL SECTOR TIMES

Lap	Sector 1	Sector 2	Sector 3	Sector 4	Lap Time	Spd	Lap	Sector 1	Sector 2	Sector 3	Sector 4	Lap Time	Spd
4 Ethan DELLOW (SA) (21th)							14 Taishi KATADA (JAP) (15th)						
1	38.461	30.365	18.080	34.032	2:00.938	152	1	37.912	30.014	18.245	33.877	2:00.048	154
2	29.556	30.050	18.059	34.282	1:51.947	198	2	29.949	29.165	18.496	33.957	1:51.567	184
3	29.646	29.687	18.007	34.248	1:51.588	188	3	30.119	29.505	18.312	34.291	1:52.227	183
4	30.269	29.721	18.183	33.976	1:52.149	187	4	30.662	29.011	18.599	33.905	1:52.177	179
5	30.233	29.647	18.049	33.943	1:51.872	185	5	30.422	28.990	18.290	34.029	1:51.731	180
6	29.832	29.670	18.096	33.878	1:51.476	189	6	30.278	28.914	18.224	33.973	1:51.389	182
7	29.811	29.510	18.117	33.832	1:51.270	185	7	30.048	29.168	18.353	33.961	1:51.530	184
8	29.922	29.420	18.124	33.550	1:51.016	187	8	30.119	28.806	18.232	33.807	1:50.964	178
5 Jake SENIOR (VIC) (5th)							17 Yaofei LIU (VIC) (24th)						
1	36.955	29.666	18.049	33.741	1:58.411	151	1	39.704	30.603	18.455	34.599	2:03.361	154
2	29.490	29.451	18.028	33.556	1:50.525	196	2	30.286	29.844	18.547	35.132	1:53.809	191
3	29.269	29.026	17.593	33.397	1:49.285	195	3	30.712	30.521	18.790	35.664	1:55.687	186
4	29.479	28.801	17.655	32.872	1:48.807	195	4	31.131	30.506	18.482	35.466	1:55.585	182
5	29.200	28.950	17.813	33.150	1:49.113	196	5	30.740	30.829	18.573	34.934	1:55.076	186
6	29.511	28.830	17.775	33.148	1:49.264	194	6	30.475	29.957	18.897	35.260	1:54.589	188
7	29.467	28.914	17.878	33.092	1:49.351	191	7	31.352	30.334	18.929	35.918	1:56.533	181
8	29.187	29.104	17.710	33.566	1:49.567	191	8	31.134	30.506	18.822	35.175	1:55.637	180
9 Miles NICHOLAS (NSW) (28th)							23 Matthew RITTER (VIC) (8th)						
1	40.349	31.347	18.847	36.512	2:07.055	156	1	36.024	29.629	17.932	33.998	1:57.583	146
2	32.226	31.677	19.499	36.803	2:00.205	183	2	29.429	29.461	17.720	33.041	1:49.651	190
3	32.408	31.325	19.113	35.742	1:58.588	179	3	29.288	29.029	17.743	33.373	1:49.433	194
4	32.066	30.834	18.853	36.067	1:57.820	181	4	30.003	28.965	17.706	33.144	1:49.818	180
5	31.457	30.605	18.841	35.630	1:56.533	183	5	29.624	29.181	17.584	33.233	1:49.622	193
6	31.612	30.926	19.075	35.672	1:57.285	183	6	29.244	29.298	17.727	33.285	1:49.554	194
7	31.066	30.490	18.847	35.939	1:56.342	182	7	29.627	28.829	17.902	33.258	1:49.616	192
8	31.280	30.626	18.823	35.508	1:56.237	179	8	29.474	28.702	17.557	33.365	1:49.098	194
12 Orlando PEOVITIS (WA) (14th)							24 Lachlan BRINKMAN (NSW) (23th)						
1	35.674	29.404	17.740	33.468	1:56.286	146	1	39.376	31.318	18.497	34.697	2:03.888	154
2	30.428	29.519	17.698	33.228	1:50.873	187	2	30.412	30.336	18.497	35.265	1:54.510	191
3	29.229	30.006	17.531	33.167	1:49.933	201	3	30.535	30.287	18.453	35.167	1:54.442	187
4	30.068	28.907	17.519	33.122	1:49.616	201	4	30.822	30.462	18.602	34.930	1:54.816	184
5	29.273	28.977	17.800	33.887	1:49.937	201	5	30.622	30.421	18.568	35.543	1:55.154	185
6	29.132	29.050	19.817	35.133	1:53.132	201	6	31.100	30.441	18.618	35.173	1:55.332	181
7	29.113	29.061	17.690	33.609	1:49.473	192	7	31.156	30.233	18.866	35.738	1:55.993	184
8	28.886	28.849	17.636	33.738	1:49.109	192	8	31.228	30.489	18.852	35.447	1:56.016	181


 Chief Timekeeper - Scott Lang


 Clerk of Course - Gary Bleazby


RACE & ROAD SUPERSPORT 300
Race 2

 Started at: **08:51:30**

 Laps: **8**

 Starters: **31**

 Posted at: **9:19 AM**

 Date: **21/02/26**
 Event: **R02**
 Weather: **Overcast - Temp: 18.2C**
 Track: **Dry - Temp: 23.7C**
PROVISIONAL SECTOR TIMES

Lap	Sector 1	Sector 2	Sector 3	Sector 4	Lap Time	Spd	Lap	Sector 1	Sector 2	Sector 3	Sector 4	Lap Time	Spd
26 Jason GRICE (NSW) (27th)						34 Seth DELLOW (SA) (7th)							
1	40.650	31.815	19.662	36.330	2:08.457	148	1	37.052	28.889	17.868	33.513	1:57.322	149
2	32.017	30.948	19.318	36.824	1:59.107	180	2	29.782	28.812	17.660	32.959	1:49.213	183
3	31.685	31.218	19.213	36.202	1:58.318	179	3	29.695	28.903	17.957	33.505	1:50.060	190
4	31.505	30.444	19.034	35.691	1:56.674	176	4	29.695	28.816	17.653	33.250	1:49.414	182
5	31.429	30.982	19.309	35.724	1:57.444	175	5	29.295	28.788	18.131	33.352	1:49.566	188
6	31.349	30.893	19.404	35.986	1:57.632	173	6	29.533	29.060	17.807	33.371	1:49.771	188
7	31.279	30.566	18.922	35.991	1:56.758	179	7	29.738	28.444	17.898	33.336	1:49.416	187
8	31.052	30.509	18.817	35.908	1:56.286	178	8	29.402	28.436	18.032	33.717	1:49.587	192
31 Toby JAMES (VIC) (10th)						37 Alexander CODEY (NSW) (26th)							
1	37.167	29.996	17.881	33.778	1:58.822	146	1	38.154	29.837	18.216	34.530	2:00.737	154
2	29.137	29.528	18.008	33.620	1:50.293	198	2	29.860	29.705	36.377	35.189	2:11.131	189
3	29.212	29.189	17.584	33.301	1:49.286	199	3	30.681	29.697	18.476	35.137	1:53.991	176
4	29.413	28.828	17.584	32.924	1:48.749	197	4	31.312	29.581	18.704	34.987	1:54.584	173
5	29.333	28.917	17.689	33.360	1:49.299	199	5	30.638	29.703	18.685	34.710	1:53.736	175
6	29.069	29.411	17.704	33.106	1:49.290	197	6	30.549	29.459	18.623	34.615	1:53.246	176
7	30.000	29.001	17.636	33.152	1:49.789	194	7	30.542	29.451	18.571	34.746	1:53.310	177
8	29.349	28.897	17.609	33.164	1:49.019	199	8	30.486	29.535	18.537	34.659	1:53.217	176
32 Jai RUSSO (NSW) (16th)						42 Riley NAUTA (QLD) (2nd)							
1	38.047	30.473	18.097	34.032	2:00.649	152	1	36.652	29.947	17.750	33.284	1:57.633	145
2	29.632	29.611	18.049	33.891	1:51.183	195	2	29.101	28.934	17.741	33.063	1:48.839	194
3	29.964	29.563	18.066	34.379	1:51.972	191	3	29.377	29.156	17.876	33.626	1:50.035	190
4	30.412	29.688	18.342	34.193	1:52.635	179	4	29.549	28.814	17.699	33.311	1:49.373	187
5	30.049	29.685	18.167	34.160	1:52.061	187	5	29.504	29.163	17.789	33.267	1:49.723	188
6	29.897	29.273	18.063	34.137	1:51.370	187	6	29.256	28.989	18.019	33.433	1:49.697	189
7	30.104	29.456	18.191	33.734	1:51.485	187	7	29.891	28.709	17.987	33.241	1:49.828	187
8	29.694	29.123	18.043	33.656	1:50.516	193	8	28.900	29.194	17.658	33.227	1:48.979	200
33 Jordy SIMPSON (SA) (3rd)						60 David COWARD (TAS) (DNF)							
1	35.963	29.288	17.962	33.536	1:56.749	145	1	36.618	29.717	17.799	33.749	1:57.883	147
2	29.696	29.031	17.745	33.197	1:49.669	188	2	29.577	29.549	17.995	33.271	1:50.392	193
3	29.413	28.836	18.086	33.803	1:50.138	188	3	29.312	28.965	17.540	33.151	1:48.968	193
4	29.568	28.920	17.912	33.013	1:49.413	186	4	30.257	29.582	17.673	33.028	1:50.540	194
5	29.114	28.871	18.038	33.529	1:49.552	188	5	29.052	29.135	17.552	33.465	1:49.204	194
6	29.334	28.790	18.004	33.609	1:49.737	191	6	29.269	29.033	17.871	32.885	1:49.058	194
7	29.255	28.681	18.050	33.412	1:49.398	190	61 Rossi McADAM (WA) (4th)						
8	29.250	28.609	18.023	33.700	1:49.582	193							

Chief Timekeeper - Scott Lang

Clerk of Course - Gary Bleazby



RACE & ROAD SUPERSPORT 300
Race 2

 Started at: **08:51:30**


 Laps: **8**


 Starters: **31**

 Posted at: **9:19 AM**

 Date: **21/02/26**
 Event: **R02**
 Weather: **Overcast - Temp: 18.2C**
 Track: **Dry - Temp: 23.7C**
PROVISIONAL SECTOR TIMES

Lap	Sector 1	Sector 2	Sector 3	Sector 4	Lap Time	Spd	Lap	Sector 1	Sector 2	Sector 3	Sector 4	Lap Time	Spd
1	36.796	29.100	17.761	33.475	1:57.132	153	71 Krue KNIGHT (VIC) (20th)						
2	29.483	28.549	17.803	33.407	1:49.242	189	1	38.113	29.603	18.263	34.029	2:00.008	155
3	29.779	29.159	17.859	33.402	1:50.199	185	2	30.153	29.061	18.133	34.210	1:51.557	185
4	29.882	28.956	17.789	32.866	1:49.493	182	3	30.404	29.547	18.192	34.114	1:52.257	182
5	29.542	29.054	17.763	33.267	1:49.626	190	4	30.449	29.345	18.229	34.234	1:52.257	178
6	29.470	29.098	17.808	33.244	1:49.620	189	5	30.155	29.354	18.282	33.864	1:51.655	181
7	29.231	28.852	17.948	33.376	1:49.407	189	6	30.182	29.151	18.281	33.718	1:51.332	180
8	29.922	28.742	17.705	33.205	1:49.574	187	7	30.606	28.969	18.302	33.848	1:51.725	179
							8	29.933	29.158	18.164	33.719	1:50.974	183
63 Mitchell CARTWRIGHT (NSW) (22th)							83 Alvin WU (NZ) (17th)						
1	39.015	30.486	18.203	34.411	2:02.115	152	1	37.627	29.922	18.258	34.210	2:00.017	153
2	29.763	30.313	18.490	34.822	1:53.388	192	2	30.002	30.074	18.213	34.033	1:52.322	189
3	30.175	33.617	18.422	35.253	1:57.467	183	3	29.859	29.574	18.260	33.811	1:51.504	185
4	30.759	29.850	18.477	34.455	1:53.541	185	4	30.728	29.467	18.411	34.176	1:52.782	176
5	30.178	29.593	18.462	34.533	1:52.766	179	5	30.018	29.316	18.219	33.685	1:51.238	188
6	30.260	29.697	18.514	34.439	1:52.910	178	6	30.040	29.355	18.349	34.363	1:52.107	183
7	30.202	29.759	18.536	34.821	1:53.318	178	7	29.734	29.393	18.418	33.896	1:51.441	189
8	30.308	29.771	18.531	34.692	1:53.302	176	8	29.575	29.365	18.132	33.802	1:50.874	190
67 Tom NICOLSON (VIC) (12th)							84 Zac RUSSO (NSW) (19th)						
1	37.249	29.558	18.009	33.803	1:58.619	151	1	38.703	30.358	18.179	34.567	2:01.807	153
2	29.191	29.284	18.124	33.091	1:49.690	198	2	30.262	30.049	18.401	34.962	1:53.674	184
3	29.059	28.842	17.421	33.466	1:48.788	193	3	30.088	29.710	18.316	34.253	1:52.367	186
4	29.989	29.148	17.496	33.161	1:49.794	197	4	29.644	29.455	18.395	34.368	1:51.862	185
5	29.500	29.277	17.614	33.699	1:50.090	199	5	30.153	29.354	18.244	33.937	1:51.688	182
6	29.130	29.027	17.682	32.903	1:48.742	196	6	29.677	29.017	18.408	34.579	1:51.681	188
7	29.783	28.882	17.785	33.148	1:49.598	194	7	29.707	29.089	18.369	34.353	1:51.518	183
8	29.362	29.336	17.930	33.232	1:49.860	197	8	29.661	29.370	18.242	34.389	1:51.662	183
70 Harriet GRACE (VIC) (18th)							85 Phoenix O'BRIEN (VIC) (6th)						
1	38.936	30.276	18.324	35.025	2:02.561	154	1	37.335	29.658	17.870	33.042	1:57.905	149
2	29.739	29.588	18.326	34.685	1:52.338	194	2	29.285	29.424	17.752	32.993	1:49.454	195
3	29.688	29.812	18.513	34.536	1:52.549	191	3	29.290	29.299	17.739	33.081	1:49.409	195
4	29.732	29.589	18.364	34.289	1:51.974	191	4	29.760	28.820	17.778	32.959	1:49.317	191
5	29.683	29.360	18.281	34.402	1:51.726	190	5	29.594	29.102	17.782	33.121	1:49.599	184
6	29.580	29.222	18.381	34.482	1:51.665	190	6	29.609	29.084	17.719	33.281	1:49.693	185
7	29.550	29.372	18.343	34.363	1:51.628	190	7	29.213	29.020	17.962	33.244	1:49.439	188
8	29.681	29.279	18.178	34.322	1:51.460	189	8	29.292	28.669	17.947	33.610	1:49.518	190


 Chief Timekeeper - Scott Lang


 Clerk of Course - Gary Bleazby


RACE & ROAD SUPERSPORT 300
Race 2

 Started at: **08:51:30**

 Laps: **8**

 Starters: **31**


 Posted at: **9:19 AM**


 Date: **21/02/26**
 Event: **R02**
 Weather: **Overcast - Temp: 18.2C**
 Track: **Dry - Temp: 23.7C**
PROVISIONAL SECTOR TIMES

Lap	Sector 1	Sector 2	Sector 3	Sector 4	Lap Time	Spd	Lap	Sector 1	Sector 2	Sector 3	Sector 4	Lap Time	Spd
88 Abbie CAMERON (WA) (25th)							6	29.313	28.784	17.983	33.651	1:49.731	191
1	39.643	31.362	18.449	35.017	2:04.471	158	7	29.257	28.621	18.060	33.487	1:49.425	190
2	30.108	30.301	18.575	34.994	1:53.978	187	8	29.194	28.581	18.040	33.636	1:49.451	192
3	30.550	30.610	18.446	35.370	1:54.976	185	222 Lincoln KNIGHT (NSW) (11th)						
4	30.619	30.646	18.497	35.292	1:55.054	187	1	37.485	29.827	17.867	33.565	1:58.744	147
5	30.839	30.436	18.532	34.990	1:54.797	184	2	29.316	29.582	17.975	33.568	1:50.441	195
6	30.975	30.224	18.674	35.077	1:54.950	181	3	29.206	28.933	17.654	33.275	1:49.068	194
7	30.622	30.410	19.225	36.123	1:56.380	184	4	29.423	29.512	17.789	33.204	1:49.928	194
8	30.771	30.630	18.860	35.440	1:55.701	182	5	29.042	29.043	17.752	33.167	1:49.004	193
95 Tara MORRISON (SA) (9th)							6	29.084	29.139	17.897	33.240	1:49.360	194
1	35.766	28.908	17.839	33.835	1:56.348	150	7	29.601	28.963	17.668	33.138	1:49.370	194
2	29.611	28.816	17.798	33.720	1:49.945	186	8	29.060	29.216	17.557	32.909	1:48.742	194
3	29.700	28.904	18.091	33.539	1:50.234	186	323 Flynn JACOBS (SA) (DNF)						
4	29.159	28.715	17.794	33.666	1:49.334	189	1	39.068	30.619	18.382	34.861	2:02.930	157
5	29.350	29.149	17.762	33.418	1:49.679	191	2	29.972	29.830	18.294	34.414	1:52.510	189
6	29.403	29.086	17.740	33.507	1:49.736	188	3	30.082	29.644	18.267	34.322	1:52.315	185
7	29.866	29.102	17.650	32.957	1:49.575	187	4	30.127	29.513	18.197	34.115	1:51.952	184
8	29.477	29.306	17.599	33.213	1:49.595	190	5	30.026	29.304	18.147	34.156	1:51.633	181
99 Nixon FROST (VIC) (13th)							6	29.670	29.577	18.115	34.405	1:51.767	190
1	36.097	29.682	17.790	33.751	1:57.320	152	7	30.110	29.406	18.215	33.767	1:51.498	182
2	29.641	29.957	17.895	33.585	1:51.078	187	660 Adam JORDAN (NSW) (29th)						
3	29.338	28.975	17.715	33.548	1:49.576	194	1	40.263	31.597	19.342	36.967	2:08.169	149
4	29.512	29.286	17.625	33.304	1:49.727	193	2	32.506	31.163	19.462	36.786	1:59.917	176
5	29.360	29.143	17.646	33.216	1:49.365	191	3	32.178	30.984	19.278	36.823	1:59.263	180
6	28.904	29.098	17.914	33.169	1:49.085	198	4	31.979	31.063	19.457	37.336	1:59.835	179
7	29.719	28.741	17.661	33.685	1:49.806	198	5	32.739	31.314	19.631	37.189	2:00.873	172
8	29.111	28.794	17.788	33.535	1:49.228	196	6	33.008	31.356	19.577	37.289	2:01.230	170
128 Tyler KING (VIC) (1st)							7	32.869	31.734	19.742	38.153	2:02.498	170
1	35.838	29.639	17.909	33.215	1:56.601	145	8	32.935	31.652	19.714	37.399	2:01.700	170
2	29.678	28.785	17.774	33.460	1:49.697	194							
3	29.407	28.869	18.062	33.831	1:50.169	190							
4	29.557	28.595	17.829	33.347	1:49.328	189							
5	29.339	28.736	18.004	33.583	1:49.662	190							

*** Riders 323 (Flynn JACOBS (SA)), 71 (Krue KNIGHT (VIC)), 9 (Miles NICHOLAS (NSW)), and 4 (Ethan DELLOW (SA)) - 10 second penalties imposed by Clerk of Course for jumped starts ***

The results are provisional until the expiration of the time limit for protests and appeals.


 Chief Timekeeper - Scott Lang


 Clerk of Course - Gary Bleazby




PHILLIP ISLAND 2026



MELBOURNE EVERY BIT DIFFERENT

ASBK Round 1

RACE & ROAD SUPERSPORT 300

Race 2

Date: 21/02/26
Event: R02
Weather: Overcast - Temp: 18.2C
Track: Dry - Temp: 23.7C

Started at: 08:51:30
Laps: 8
Starters: 31
Posted at: 9:19 AM

PROVISIONAL FASTEST LAPS SEQUENCE

Table with 6 columns: Lap, Race Pos, No, Name, Machine, Fastest Lap, On Lap. Contains 6 rows of race data.

*** Riders 323 (Flynn JACOBS (SA)), 71 (Krue KNIGHT (VIC)), 9 (Miles NICHOLAS (NSW)), and 4 (Ethan DELLOW (SA)) - 10 second penalties imposed by Clerk of Course for jumped starts ***

The results are provisional until the expiration of the time limit for protests and appeals.

Handwritten signature of Scott Lang

Chief Timekeeper - Scott Lang

Handwritten signature of Gary Bleazby

Clerk of Course - Gary Bleazby



www.computime.com.au
COMPUTIME RACE TIMING SYSTEMS PTY LTD



RACE & ROAD SUPERSPORT 300

Race 2

Started at: 08:51:30

Laps: 8

Starters: 31

Posted at: 9:19 AM

Date: 21/02/26
Event: R02
Weather: Overcast - Temp: 18.2C
Track: Dry - Temp: 23.7C

PROVISIONAL LAP SHEET

No	Lap Time	Gap	No	Lap Time	Gap	No	Lap Time	Gap	No	Lap Time	Gap	No	Lap Time	Gap
			26	2:08.457	12.171	660	1:59.917	21.793	37	1:53.991	29.392	37	1:54.584	34.648
						37	2:11.131	25.575	26	1:58.318	29.415	26	1:56.674	36.761
Lap 1			Lap 2			Lap 3			Lap 4			Lap 5		
12	1:56.286		95	1:49.945		128	1:50.169		128	1:49.328		128	1:49.662	
95	1:56.348	.062	128	1:49.697	.005	42	1:50.035	.040	95	1:49.334	.066	33	1:49.552	.064
128	1:56.601	.315	61	1:49.242	.081	95	1:50.234	.060	42	1:49.373	.085	33	1:49.679	.083
33	1:56.749	.463	33	1:49.669	.125	33	1:50.138	.089	33	1:49.413	.174	95	1:49.679	.083
61	1:57.132	.846	42	1:48.839	.179	61	1:50.199	.106	34	1:49.414	.214	34	1:49.566	.118
99	1:57.320	1.034	34	1:49.213	.242	34	1:50.060	.128	61	1:49.493	.271	42	1:49.723	.146
34	1:57.322	1.036	12	1:50.873	.866	23	1:49.433	.200	85	1:49.317	.290	85	1:49.599	.227
23	1:57.583	1.297	23	1:49.651	.941	85	1:49.409	.301	23	1:49.818	.690	61	1:49.626	.235
42	1:57.633	1.347	85	1:49.454	1.066	12	1:49.933	.625	12	1:49.616	.913	23	1:49.622	.650
60	1:57.883	1.597	60	1:50.392	1.982	67	1:48.788	.630	67	1:49.794	1.096	5	1:49.113	.684
85	1:57.905	1.619	67	1:49.690	2.016	60	1:48.968	.776	5	1:48.807	1.233	31	1:49.299	.992
5	1:58.411	2.125	99	1:51.078	2.105	99	1:49.576	1.507	31	1:48.749	1.355	12	1:49.937	1.188
67	1:58.619	2.333	5	1:50.525	2.643	5	1:49.285	1.754	99	1:49.727	1.906	67	1:50.090	1.524
222	1:58.744	2.458	31	1:50.293	2.822	222	1:49.068	1.786	60	1:50.540	1.988	60	1:49.204	1.530
31	1:58.822	2.536	222	1:50.441	2.892	31	1:49.286	1.934	222	1:49.928	2.386	99	1:49.365	1.609
71	2:00.008	3.722	71	1:51.557	5.272	32	1:51.972	7.337	14	1:52.177	10.224	222	1:49.004	1.728
83	2:00.017	3.731	14	1:51.567	5.322	71	1:52.257	7.355	71	1:52.257	10.284	71	1:51.655	12.277
14	2:00.048	3.762	32	1:51.183	5.539	14	1:52.227	7.375	32	1:52.635	10.644	14	1:51.731	12.293
32	2:00.649	4.363	83	1:52.322	6.046	83	1:51.504	7.376	4	1:52.149	10.827	83	1:51.238	12.406
37	2:00.737	4.451	4	1:51.947	6.592	4	1:51.588	8.006	83	1:52.782	10.830	4	1:51.872	13.037
4	2:00.938	4.652	70	1:52.338	8.606	70	1:52.549	10.981	70	1:51.974	13.627	32	1:52.061	13.043
84	2:01.807	5.521	323	1:52.510	9.147	323	1:52.315	11.288	323	1:51.952	13.912	70	1:51.726	15.691
63	2:02.115	5.829	84	1:53.674	9.188	84	1:52.367	11.381	84	1:51.862	13.915	323	1:51.633	15.883
70	2:02.561	6.275	63	1:53.388	9.210	24	1:54.442	16.373	63	1:53.541	20.716	84	1:51.688	15.941
323	2:02.930	6.644	17	1:53.809	10.877	17	1:55.687	16.390	24	1:54.816	21.861	63	1:52.766	23.820
17	2:03.361	7.075	24	1:54.510	12.105	63	1:57.467	16.503	17	1:55.585	22.647	24	1:55.154	27.353
24	2:03.888	7.602	88	1:53.978	12.156	88	1:54.976	16.958	88	1:55.054	22.684	88	1:54.797	27.819
88	2:04.471	8.185	9	2:00.205	20.967	9	1:58.588	29.381						
9	2:07.055	10.769	26	1:59.107	21.271									
660	2:08.169	11.883												

Scott Lang
Chief Timekeeper - Scott Lang

Gary Bleazby
Clerk of Course - Gary Bleazby





PHILLIP ISLAND 2026



MELBOURNE EVERY BIT DIFFERENT

ASBK Round 1

RACE & ROAD SUPERSPORT 300

Race 2

Started at: 08:51:30

Laps: 8

Starters: 31

Posted at: 9:19 AM

Date: 21/02/26
 Event: R02
 Weather: Overcast - Temp: 18.2C
 Track: Dry - Temp: 23.7C

PROVISIONAL LAP SHEET

No	Lap Time	Gap	No	Lap Time	Gap	No	Lap Time	Gap	No	Lap Time	Gap
17	1:55.076	28.061	24	1:55.332	32.954	88	1:56.380	39.993	88	1:55.701	46.243
37	1:53.736	38.722	88	1:54.950	33.038	17	1:56.533	40.027	37	1:53.217	49.888
26	1:57.444	44.543	37	1:53.246	42.237	37	1:53.310	46.122	9	1:56.237	1:06.00
9	1:56.533	44.744	9	1:57.285	52.298	9	1:56.342	59.215	26	1:56.286	1:06.61
660	2:00.873	52.600	26	1:57.632	52.444	26	1:56.758	59.777	660	2:01.700	1:29.42
			660	2:01.230	1:04.09	660	2:02.498	1:17.17			
Lap 6			Lap 7			Lap 8					
128	1:49.731		128	1:49.425		128	1:49.451				
33	1:49.737	.070	33	1:49.398	.043	42	1:48.979	.043			
95	1:49.736	.088	61	1:49.407	.106	33	1:49.582	.174			
42	1:49.697	.112	5	1:49.351	.143	61	1:49.574	.229			
61	1:49.620	.124	34	1:49.416	.149	5	1:49.567	.259			
34	1:49.771	.158	85	1:49.439	.203	85	1:49.518	.270			
85	1:49.693	.189	95	1:49.575	.238	34	1:49.587	.285			
5	1:49.264	.217	42	1:49.828	.515	23	1:49.098	.311			
23	1:49.554	.473	23	1:49.616	.664	95	1:49.595	.382			
67	1:48.742	.535	67	1:49.598	.708	31	1:49.019	.483			
31	1:49.290	.551	31	1:49.789	.915	222	1:48.742	.593			
60	1:49.058	.857	222	1:49.370	1.302	67	1:49.860	1.117			
99	1:49.085	.963	99	1:49.806	1.344	99	1:49.228	1.121			
222	1:49.360	1.357	12	1:49.473	4.637	12	1:49.109	4.295			
12	1:53.132	4.589	14	1:51.530	16.056	14	1:50.964	17.569			
71	1:51.332	13.878	71	1:51.725	16.178	71	1:50.974	17.701			
14	1:51.389	13.951	4	1:51.270	16.627	32	1:50.516	17.807			
32	1:51.370	14.682	32	1:51.485	16.742	4	1:51.016	18.192			
4	1:51.476	14.782	83	1:51.441	16.798	83	1:50.874	18.221			
83	1:52.107	14.782	70	1:51.628	19.828	70	1:51.460	21.837			
70	1:51.665	17.625	84	1:51.518	19.984	84	1:51.662	22.195			
84	1:51.681	17.891	323	1:51.498	19.992	63	1:53.302	34.743			
323	1:51.767	17.919	63	1:53.318	30.892	24	1:56.016	46.087			
63	1:52.910	26.999	24	1:55.993	39.522	17	1:55.637	46.213			
17	1:54.589	32.919									

*** Riders 323 (Flynn JACOBS (SA)), 71 (Krue KNIGHT (VIC)), 9 (Miles NICHOLAS (NSW)), and 4 (Ethan DELLOW (SA)) - 10 second penalties imposed by Clerk of Course for jumped starts ***

The results are provisional until the expiration of the time limit for protests and appeals.

Scott Lang
 Chief Timekeeper - Scott Lang

Gary Bleazby
 Clerk of Course - Gary Bleazby



www.computime.com.au
 COMPUTIME RACE TIMING SYSTEMS PTY LTD





PHILLIP ISLAND 2026



MELBOURNE EVERY BIT DIFFERENT

ASBK Round 1

RACE & ROAD SUPERSPORT 300

Race 2

Date: 21/02/26
 Event: R02
 Weather: Overcast - Temp: 18.2C
 Track: Dry - Temp: 23.7C

Started at: 08:51:30
 Laps: 8
 Starters: 31
 Posted at: 9:19 AM

PROVISIONAL LAP CHART

Name	Grid	1	2	3	4	5	6	7	8	Name
O. PEOVITIS	12	12	05	120	120	120	120	120	128	T. KING
T. MORRISON	95	95	128	42	95	33	33	33	42	R. NAUTA
J. SIMPSON	33	128	61	95	42	95	95	61	38	J. SIMPSON
T. KING	128	33	33	33	33	34	42	5	61	R. McADAM
R. NAUTA	42	61	42	61	34	42	61	34	5	J. SENIOR
D. COWARD	60	99	34	34	61	85	34	85	85	P. O'BRIEN
T. JAMES	31	34	12	23	85	61	85	95	34	S. DELLOW
M. RITTER	23	23	23	85	23	23	5	42	23	M. RITTER
T. NICOLSON	67	42	85	12	12	5	23	23	95	T. MORRISON
L. KNIGHT	222	60	60	67	67	31	67	67	31	T. JAMES
P. O'BRIEN	85	85	67	60	5	12	31	31	222	L. KNIGHT
J. SENIOR	5	5	99	99	31	67	60	222	67	T. NICOLSON
N. FROST	99	67	5	5	99	60	99	99	99	N. FROST
S. DELLOW	34	222	31	222	60	99	222	12	12	O. PEOVITIS
R. McADAM	61	31	222	31	222	222	12	14	14	T. KATADA
J. RUSSO	32	71	71	32	14	71	71	71	71	K. KNIGHT
T. KATADA	14	83	14	71	71	14	14	4	32	J. RUSSO
Z. RUSSO	84	14	32	14	32	83	32	32	4	E. DELLOW
A. WU	83	32	83	83	4	4	4	83	83	A. WU
M. CARTWRIGHT	63	37	4	4	83	32	83	70	70	H. GRACE
A. CODEY	37	4	70	70	70	70	70	84	84	Z. RUSSO
K. KNIGHT	71	84	323	323	323	323	84	323	63	M. CARTWRIGHT
F. JACOBS	323	63	84	84	84	84	323	63	24	L. BRINKMAN
E. DELLOW	4	70	63	24	63	63	63	24	17	Y. LIU
H. GRACE	70	323	17	17	24	24	17	88	88	A. CAMERON
L. BRINKMAN	24	17	24	63	17	88	24	17	37	A. CODEY
Y. LIU	17	24	88	88	88	17	88	37	9	M. NICHOLAS
A. CAMERON	88	88	9	9	37	37	37	9	26	J. GRICE
J. GRICE	26	9	26	37	26	26	9	26	660	A. JORDAN
M. NICHOLAS	9	660	660	26	9	9	26	660		
A. JORDAN	660	26	37	660	660	660	660			

*** Riders 323 (Flynn JACOBS (SA)), 71 (Krue KNIGHT (VIC)), 9 (Miles NICHOLAS (NSW)), and 4 (Ethan DELLOW (SA)) - 10 second penalties imposed by Clerk of Course for jumped starts ***

The results are provisional until the expiration of the time limit for protests and appeals.

Chief Timekeeper - Scott Lang

Clerk of Course - Gary Bleazby



www.computime.com.au
 COMPUTIME RACE TIMING SYSTEMS PTY LTD





PHILLIP ISLAND 2026



MELBOURNE EVERY BIT DIFFERENT

ASBK Round 1

RACE & ROAD SUPERSPORT 300

Race 2

Date: 21/02/26
 Event: R02
 Weather: Overcast - Temp: 18.2C
 Track: Dry - Temp: 23.7C

Started at: 08:51:30
 Laps: 8
 Starters: 31
 Posted at: 9:19 AM

PROVISIONAL BEST SECTOR TIMES

Pos	Sector 1		Sector 2		Sector 3		Sector 4		Lap		Ideal	Fastest	Diff
	Name	Time	Name	Time	Name	Time	Name	Time	Name	Time			
1	O. PEOVITIS	28.886	S. DELLOW	28.436	T. NICOLSON	17.421	R. McADAM	32.866	T. NICOLSON	1:48.225	1:48.742	.517	
2	R. NAUTA	28.900	R. McADAM	28.549	O. PEOVITIS	17.519	J. SENIOR	32.872	R. NAUTA	1:48.330	1:48.839	.509	
3	N. FROST	28.904	T. KING	28.581	D. COWARD	17.540	D. COWARD	32.885	S. DELLOW	1:48.343	1:49.213	.870	
4	L. KNIGHT	29.042	J. SIMPSON	28.609	M. RITTER	17.557	T. NICOLSON	32.903	R. McADAM	1:48.351	1:49.242	.891	
5	D. COWARD	29.052	P. O'BRIEN	28.669	L. KNIGHT	17.557	L. KNIGHT	32.909	O. PEOVITIS	1:48.376	1:49.109	.733	
6	T. NICOLSON	29.059	M. RITTER	28.702	T. JAMES	17.584	T. JAMES	32.924	T. JAMES	1:48.405	1:48.749	.344	
7	T. JAMES	29.069	R. NAUTA	28.709	J. SENIOR	17.593	T. MORRISON	32.957	T. MORRISON	1:48.430	1:49.334	.904	
8	J. SIMPSON	29.114	T. MORRISON	28.715	T. MORRISON	17.599	S. DELLOW	32.959	N. FROST	1:48.439	1:49.085	.646	
9	T. MORRISON	29.159	N. FROST	28.741	N. FROST	17.625	P. O'BRIEN	32.959	L. KNIGHT	1:48.441	1:48.742	.301	
10	J. SENIOR	29.187	J. SENIOR	28.801	S. DELLOW	17.653	J. SIMPSON	33.013	D. COWARD	1:48.442	1:48.968	.526	
11	T. KING	29.194	T. KATADA	28.806	R. NAUTA	17.658	M. RITTER	33.041	J. SENIOR	1:48.453	1:48.807	.354	
12	P. O'BRIEN	29.213	T. JAMES	28.828	R. McADAM	17.705	R. NAUTA	33.063	J. SIMPSON	1:48.481	1:49.398	.917	
13	R. McADAM	29.231	T. NICOLSON	28.842	P. O'BRIEN	17.719	O. PEOVITIS	33.122	M. RITTER	1:48.544	1:49.098	.554	
14	M. RITTER	29.244	O. PEOVITIS	28.849	J. SIMPSON	17.745	N. FROST	33.169	P. O'BRIEN	1:48.560	1:49.317	.757	
15	S. DELLOW	29.295	L. KNIGHT	28.933	T. KING	17.774	T. KING	33.347	T. KING	1:48.896	1:49.328	.432	
16	H. GRACE	29.550	D. COWARD	28.965	E. DELLOW	18.007	E. DELLOW	33.550	J. RUSSO	1:50.454	1:50.516	.062	
17	E. DELLOW	29.556	K. KNIGHT	28.969	J. RUSSO	18.043	J. RUSSO	33.656	E. DELLOW	1:50.533	1:51.016	.483	
18	A. WU	29.575	Z. RUSSO	29.017	F. JACOBS	18.115	A. WU	33.685	A. WU	1:50.708	1:50.874	.166	
19	J. RUSSO	29.632	J. RUSSO	29.123	A. WU	18.132	K. KNIGHT	33.718	K. KNIGHT	1:50.753	1:50.974	.221	
20	Z. RUSSO	29.644	H. GRACE	29.222	K. KNIGHT	18.133	F. JACOBS	33.767	T. KATADA	1:50.786	1:50.964	.178	
21	F. JACOBS	29.670	F. JACOBS	29.304	H. GRACE	18.178	T. KATADA	33.807	Z. RUSSO	1:50.840	1:51.518	.678	
22	M. CARTWRI	29.763	A. WU	29.316	T. KATADA	18.224	Z. RUSSO	33.937	F. JACOBS	1:50.856	1:51.498	.642	
23	A. CODEY	29.860	E. DELLOW	29.420	Z. RUSSO	18.242	H. GRACE	34.289	H. GRACE	1:51.239	1:51.460	.221	
24	K. KNIGHT	29.933	A. CODEY	29.451	M. CARTWRI	18.422	M. CARTWRI	34.439	M. CARTWRIG	1:52.217	1:52.766	.549	
25	T. KATADA	29.949	M. CARTWRI	29.593	A. CAMERON	18.446	A. CODEY	34.615	A. CODEY	1:52.402	1:53.217	.815	
26	A. CAMERON	30.108	Y. LIU	29.844	L. BRINKMAN	18.453	L. BRINKMAN	34.930	Y. LIU	1:53.546	1:53.809	.263	
27	Y. LIU	30.286	A. CAMERON	30.224	A. CODEY	18.476	Y. LIU	34.934	A. CAMERON	1:53.768	1:53.978	.210	
28	L. BRINKMAN	30.412	L. BRINKMAN	30.233	Y. LIU	18.482	A. CAMERON	34.990	L. BRINKMAN	1:54.028	1:54.442	.414	
29	J. GRICE	31.052	J. GRICE	30.444	J. GRICE	18.817	M. NICHOLAS	35.508	M. NICHOLAS	1:55.887	1:56.237	.350	
30	M. NICHOLAS	31.066	M. NICHOLAS	30.490	M. NICHOLAS	18.823	J. GRICE	35.691	J. GRICE	1:56.004	1:56.286	.282	
31	A. JORDAN	31.979	A. JORDAN	30.984	A. JORDAN	19.278	A. JORDAN	36.786	A. JORDAN	1:59.027	1:59.263	.236	

*** Riders 323 (Flynn JACOBS (SA)), 71 (Krue KNIGHT (VIC)), 9 (Miles NICHOLAS (NSW)), and 4 (Ethan DELLOW (SA)) - 10 second penalties imposed by Clerk of Course for jumped starts ***

The results are provisional until the expiration of the time limit for protests and appeals.

Scott Lang
 Chief Timekeeper - Scott Lang

Gary Bleazby
 Clerk of Course - Gary Bleazby



www.computime.com.au
 COMPUTIME RACE TIMING SYSTEMS PTY LTD





PHILLIP ISLAND 2026



MELBOURNE
EVERY BIT DIFFERENT

ASBK Round 1

**AUSTRALIAN SUPERSPORT 300 CHAMPIONSHIP
PROVISIONAL PROGRESSIVE ROUND POINTS**

AUSTRALIAN SUPERSPORT 300 CHAMPIONSHIP

Pos	No	Name	Machine	Rnd 1 Pole	Rnd 1 Race 1	Rnd 1 Race 2	Total
1	128	Tyler KING	Kawasaki		20	25	45
2	42	Riley NAUTA	Kawasaki		25	20	45
3	33	Jordy SIMPSON	Yamaha		18	18	36
4	85	Phoenix O'BRIEN	Yamaha		17	15	32
5	61	Rossi McADAM	Yamaha		13	17	30
6	5	Jake SENIOR	Yamaha		14	16	30
7	95	Tara MORRISON	Kawasaki		15	12	27
8	34	Seth DELLOW	Yamaha		10	14	24
9	12	Orlando PEOVITIS	Kawasaki	1	16	7	24
10	222	Lincoln KNIGHT	Yamaha		12	10	22
11	31	Toby JAMES	Yamaha		9	11	20
12	67	Tom NICOLSON	Kawasaki		11	9	20
13	99	Nixon FROST	Yamaha		7	8	15
14	23	Matthew RITTER	Yamaha			13	13
15	60	David COWARD	Kawasaki		8		8
16	14	Taishi KATADA	Yamaha			6	6
17	71	Krue KNIGHT	Yamaha		5	1	6
18	37	Alexander CODEY	Yamaha		6		6
19	32	Jai RUSSO	Yamaha			5	5
20	70	Harriet GRACE	Kawasaki		2	3	5
21	84	Zac RUSSO	Yamaha		3	2	5
22	83	Alvin WU	Yamaha			4	4
23	4	Ethan DELLOW	Yamaha		4		4
24	323	Flynn JACOBS	Yamaha		1		1

Scott Lang
Chief Timekeeper - Scott Lang

Gary Bleazby
Clerk of Course - Gary Bleazby



www.computime.com.au
COMPUTIME RACE TIMING SYSTEMS PTY LTD





PHILLIP ISLAND 2026



MELBOURNE
EVERY BIT DIFFERENT

ASBK Round 1

**AUSTRALIAN SUPERSPORT 300 CHAMPIONSHIP
PROVISIONAL PROGRESSIVE CHAMPIONSHIP POINTS**

AUSTRALIAN SUPERSPORT 300 CHAMPIONSHIP

Pos	No	Name	Machine	Rnd 1 Pole	Rnd 1 Race 1	Rnd 1 Race 2	Total
1	128	Tyler KING	Kawasaki		20	25	45
2	42	Riley NAUTA	Kawasaki		25	20	45
3	33	Jordy SIMPSON	Yamaha		18	18	36
4	85	Phoenix O'BRIEN	Yamaha		17	15	32
5	61	Rossi McADAM	Yamaha		13	17	30
6	5	Jake SENIOR	Yamaha		14	16	30
7	95	Tara MORRISON	Kawasaki		15	12	27
8	12	Orlando PEOVITIS	Kawasaki	1	16	7	24
9	34	Seth DELLOW	Yamaha		10	14	24
10	222	Lincoln KNIGHT	Yamaha		12	10	22
11	31	Toby JAMES	Yamaha		9	11	20
12	67	Tom NICOLSON	Kawasaki		11	9	20
13	99	Nixon FROST	Yamaha		7	8	15
14	23	Matthew RITTER	Yamaha			13	13
15	60	David COWARD	Kawasaki		8		8
16	14	Taishi KATADA	Yamaha			6	6
17	37	Alexander CODEY	Yamaha		6		6
18	71	Krue KNIGHT	Yamaha		5	1	6
19	32	Jai RUSSO	Yamaha			5	5
20	70	Harriet GRACE	Kawasaki		2	3	5
21	84	Zac RUSSO	Yamaha		3	2	5
22	4	Ethan DELLOW	Yamaha		4		4
23	83	Alvin WU	Yamaha			4	4
24	323	Flynn JACOBS	Yamaha		1		1

Scott Lang
Chief Timekeeper - Scott Lang

Gary Bleazby
Clerk of Course - Gary Bleazby



www.computime.com.au
COMPUTIME RACE TIMING SYSTEMS PTY LTD





PHILLIP ISLAND 2026



MELBOURNE EVERY BIT DIFFERENT

ASBK Round 1

RACE & ROAD SUPERSPORT 300

Race 2

Date: 21/02/26
Event: R02
Weather: Overcast - Temp: 18.2C
Track: Dry - Temp: 23.7C

Started at: 08:51:30
Laps: 8
Starters: 31
Posted at: 9:19 AM

PROVISIONAL RACE INFORMATION

Table with 2 columns: Time, Description. Rows include: 08:48:01 WARM UP LAP STARTED, 08:51:30 Event Start, 08:56:56 RACE DIRECTION: START UNDER INVESTIGATION, 08:59:17 Rider 9 (Miles NICHOLAS) JUMP START PENALTY, 09:04:57 Rider 60 (David COWARD) CRASHED, 09:06:16 Chequered Flag, 09:09:27 Rider 71 (Krue KNIGHT), 323 (Flynn JACOBS), 4 (Ethan DELLOW) JUMP START PENALTY, 09:10:48 JUMP START PENALTIES APPLIED, 09:10:58 Event Finish

*** Riders 323 (Flynn JACOBS (SA)), 71 (Krue KNIGHT (VIC)), 9 (Miles NICHOLAS (NSW)), and 4 (Ethan DELLOW (SA)) - 10 second penalties imposed by Clerk of Course for jumped starts ***

The results are provisional until the expiration of the time limit for protests and appeals.

Handwritten signature of Scott Lang

Chief Timekeeper - Scott Lang

Handwritten signature of Gary Bleazby

Clerk of Course - Gary Bleazby



www.computime.com.au
COMPUTIME RACE TIMING SYSTEMS PTY LTD

