

RACE & ROAD SUPERSPORT 300
Race 2

 Started at: **08:51:30**


 Laps: **8**


 Starters: **31**

 Posted at: **9:19 AM**

 Date: **21/02/26**
 Event: **R02**
 Weather: **Overcast - Temp: 18.2C**
 Track: **Dry - Temp: 23.7C**
PROVISIONAL SECTOR TIMES

Lap	Sector 1	Sector 2	Sector 3	Sector 4	Lap Time	Spd	Lap	Sector 1	Sector 2	Sector 3	Sector 4	Lap Time	Spd
4 Ethan DELLOW (SA) (21th)							14 Taishi KATADA (JAP) (15th)						
1	38.461	30.365	18.080	34.032	2:00.938	152	1	37.912	30.014	18.245	33.877	2:00.048	154
2	29.556	30.050	18.059	34.282	1:51.947	198	2	29.949	29.165	18.496	33.957	1:51.567	184
3	29.646	29.687	18.007	34.248	1:51.588	188	3	30.119	29.505	18.312	34.291	1:52.227	183
4	30.269	29.721	18.183	33.976	1:52.149	187	4	30.662	29.011	18.599	33.905	1:52.177	179
5	30.233	29.647	18.049	33.943	1:51.872	185	5	30.422	28.990	18.290	34.029	1:51.731	180
6	29.832	29.670	18.096	33.878	1:51.476	189	6	30.278	28.914	18.224	33.973	1:51.389	182
7	29.811	29.510	18.117	33.832	1:51.270	185	7	30.048	29.168	18.353	33.961	1:51.530	184
8	29.922	29.420	18.124	33.550	1:51.016	187	8	30.119	28.806	18.232	33.807	1:50.964	178
5 Jake SENIOR (VIC) (5th)							17 Yaofei LIU (VIC) (24th)						
1	36.955	29.666	18.049	33.741	1:58.411	151	1	39.704	30.603	18.455	34.599	2:03.361	154
2	29.490	29.451	18.028	33.556	1:50.525	196	2	30.286	29.844	18.547	35.132	1:53.809	191
3	29.269	29.026	17.593	33.397	1:49.285	195	3	30.712	30.521	18.790	35.664	1:55.687	186
4	29.479	28.801	17.655	32.872	1:48.807	195	4	31.131	30.506	18.482	35.466	1:55.585	182
5	29.200	28.950	17.813	33.150	1:49.113	196	5	30.740	30.829	18.573	34.934	1:55.076	186
6	29.511	28.830	17.775	33.148	1:49.264	194	6	30.475	29.957	18.897	35.260	1:54.589	188
7	29.467	28.914	17.878	33.092	1:49.351	191	7	31.352	30.334	18.929	35.918	1:56.533	181
8	29.187	29.104	17.710	33.566	1:49.567	191	8	31.134	30.506	18.822	35.175	1:55.637	180
9 Miles NICHOLAS (NSW) (28th)							23 Matthew RITTER (VIC) (8th)						
1	40.349	31.347	18.847	36.512	2:07.055	156	1	36.024	29.629	17.932	33.998	1:57.583	146
2	32.226	31.677	19.499	36.803	2:00.205	183	2	29.429	29.461	17.720	33.041	1:49.651	190
3	32.408	31.325	19.113	35.742	1:58.588	179	3	29.288	29.029	17.743	33.373	1:49.433	194
4	32.066	30.834	18.853	36.067	1:57.820	181	4	30.003	28.965	17.706	33.144	1:49.818	180
5	31.457	30.605	18.841	35.630	1:56.533	183	5	29.624	29.181	17.584	33.233	1:49.622	193
6	31.612	30.926	19.075	35.672	1:57.285	183	6	29.244	29.298	17.727	33.285	1:49.554	194
7	31.066	30.490	18.847	35.939	1:56.342	182	7	29.627	28.829	17.902	33.258	1:49.616	192
8	31.280	30.626	18.823	35.508	1:56.237	179	8	29.474	28.702	17.557	33.365	1:49.098	194
12 Orlando PEOVITIS (WA) (14th)							24 Lachlan BRINKMAN (NSW) (23th)						
1	35.674	29.404	17.740	33.468	1:56.286	146	1	39.376	31.318	18.497	34.697	2:03.888	154
2	30.428	29.519	17.698	33.228	1:50.873	187	2	30.412	30.336	18.497	35.265	1:54.510	191
3	29.229	30.006	17.531	33.167	1:49.933	201	3	30.535	30.287	18.453	35.167	1:54.442	187
4	30.068	28.907	17.519	33.122	1:49.616	201	4	30.822	30.462	18.602	34.930	1:54.816	184
5	29.273	28.977	17.800	33.887	1:49.937	201	5	30.622	30.421	18.568	35.543	1:55.154	185
6	29.132	29.050	19.817	35.133	1:53.132	201	6	31.100	30.441	18.618	35.173	1:55.332	181
7	29.113	29.061	17.690	33.609	1:49.473	192	7	31.156	30.233	18.866	35.738	1:55.993	184
8	28.886	28.849	17.636	33.738	1:49.109	192	8	31.228	30.489	18.852	35.447	1:56.016	181


 Chief Timekeeper - Scott Lang


 Clerk of Course - Gary Bleazby


RACE & ROAD SUPERSPORT 300
Race 2

 Started at: **08:51:30**

 Laps: **8**


 Starters: **31**

 Posted at: **9:19 AM**

 Date: **21/02/26**
 Event: **R02**
 Weather: **Overcast - Temp: 18.2C**
 Track: **Dry - Temp: 23.7C**
PROVISIONAL SECTOR TIMES

Lap	Sector 1	Sector 2	Sector 3	Sector 4	Lap Time	Spd	Lap	Sector 1	Sector 2	Sector 3	Sector 4	Lap Time	Spd
26 Jason GRICE (NSW) (27th)						34 Seth DELLOW (SA) (7th)							
1	40.650	31.815	19.662	36.330	2:08.457	148	1	37.052	28.889	17.868	33.513	1:57.322	149
2	32.017	30.948	19.318	36.824	1:59.107	180	2	29.782	28.812	17.660	32.959	1:49.213	183
3	31.685	31.218	19.213	36.202	1:58.318	179	3	29.695	28.903	17.957	33.505	1:50.060	190
4	31.505	30.444	19.034	35.691	1:56.674	176	4	29.695	28.816	17.653	33.250	1:49.414	182
5	31.429	30.982	19.309	35.724	1:57.444	175	5	29.295	28.788	18.131	33.352	1:49.566	188
6	31.349	30.893	19.404	35.986	1:57.632	173	6	29.533	29.060	17.807	33.371	1:49.771	188
7	31.279	30.566	18.922	35.991	1:56.758	179	7	29.738	28.444	17.898	33.336	1:49.416	187
8	31.052	30.509	18.817	35.908	1:56.286	178	8	29.402	28.436	18.032	33.717	1:49.587	192
31 Toby JAMES (VIC) (10th)						37 Alexander CODEY (NSW) (26th)							
1	37.167	29.996	17.881	33.778	1:58.822	146	1	38.154	29.837	18.216	34.530	2:00.737	154
2	29.137	29.528	18.008	33.620	1:50.293	198	2	29.860	29.705	36.377	35.189	2:11.131	189
3	29.212	29.189	17.584	33.301	1:49.286	199	3	30.681	29.697	18.476	35.137	1:53.991	176
4	29.413	28.828	17.584	32.924	1:48.749	197	4	31.312	29.581	18.704	34.987	1:54.584	173
5	29.333	28.917	17.689	33.360	1:49.299	199	5	30.638	29.703	18.685	34.710	1:53.736	175
6	29.069	29.411	17.704	33.106	1:49.290	197	6	30.549	29.459	18.623	34.615	1:53.246	176
7	30.000	29.001	17.636	33.152	1:49.789	194	7	30.542	29.451	18.571	34.746	1:53.310	177
8	29.349	28.897	17.609	33.164	1:49.019	199	8	30.486	29.535	18.537	34.659	1:53.217	176
32 Jai RUSSO (NSW) (16th)						42 Riley NAUTA (QLD) (2nd)							
1	38.047	30.473	18.097	34.032	2:00.649	152	1	36.652	29.947	17.750	33.284	1:57.633	145
2	29.632	29.611	18.049	33.891	1:51.183	195	2	29.101	28.934	17.741	33.063	1:48.839	194
3	29.964	29.563	18.066	34.379	1:51.972	191	3	29.377	29.156	17.876	33.626	1:50.035	190
4	30.412	29.688	18.342	34.193	1:52.635	179	4	29.549	28.814	17.699	33.311	1:49.373	187
5	30.049	29.685	18.167	34.160	1:52.061	187	5	29.504	29.163	17.789	33.267	1:49.723	188
6	29.897	29.273	18.063	34.137	1:51.370	187	6	29.256	28.989	18.019	33.433	1:49.697	189
7	30.104	29.456	18.191	33.734	1:51.485	187	7	29.891	28.709	17.987	33.241	1:49.828	187
8	29.694	29.123	18.043	33.656	1:50.516	193	8	28.900	29.194	17.658	33.227	1:48.979	200
33 Jordy SIMPSON (SA) (3rd)						60 David COWARD (TAS) (DNF)							
1	35.963	29.288	17.962	33.536	1:56.749	145	1	36.618	29.717	17.799	33.749	1:57.883	147
2	29.696	29.031	17.745	33.197	1:49.669	188	2	29.577	29.549	17.995	33.271	1:50.392	193
3	29.413	28.836	18.086	33.803	1:50.138	188	3	29.312	28.965	17.540	33.151	1:48.968	193
4	29.568	28.920	17.912	33.013	1:49.413	186	4	30.257	29.582	17.673	33.028	1:50.540	194
5	29.114	28.871	18.038	33.529	1:49.552	188	5	29.052	29.135	17.552	33.465	1:49.204	194
6	29.334	28.790	18.004	33.609	1:49.737	191	6	29.269	29.033	17.871	32.885	1:49.058	194
7	29.255	28.681	18.050	33.412	1:49.398	190	61 Rossi McADAM (WA) (4th)						
8	29.250	28.609	18.023	33.700	1:49.582	193							


 Chief Timekeeper - Scott Lang


 Clerk of Course - Gary Bleazby


RACE & ROAD SUPERSPORT 300

Race 2

Started at: 08:51:30

Laps: 8


Starters: 31


Posted at: 9:19 AM

Date: 21/02/26
Event: R02
Weather: Overcast - Temp: 18.2C
Track: Dry - Temp: 23.7C

PROVISIONAL SECTOR TIMES

Lap	Sector 1	Sector 2	Sector 3	Sector 4	Lap Time	Spd	Lap	Sector 1	Sector 2	Sector 3	Sector 4	Lap Time	Spd
1	36.796	29.100	17.761	33.475	1:57.132	153	71	Krue KNIGHT (VIC) (20th)					
2	29.483	28.549	17.803	33.407	1:49.242	189	1	38.113	29.603	18.263	34.029	2:00.008	155
3	29.779	29.159	17.859	33.402	1:50.199	185	2	30.153	29.061	18.133	34.210	1:51.557	185
4	29.882	28.956	17.789	32.866	1:49.493	182	3	30.404	29.547	18.192	34.114	1:52.257	182
5	29.542	29.054	17.763	33.267	1:49.626	190	4	30.449	29.345	18.229	34.234	1:52.257	178
6	29.470	29.098	17.808	33.244	1:49.620	189	5	30.155	29.354	18.282	33.864	1:51.655	181
7	29.231	28.852	17.948	33.376	1:49.407	189	6	30.182	29.151	18.281	33.718	1:51.332	180
8	29.922	28.742	17.705	33.205	1:49.574	187	7	30.606	28.969	18.302	33.848	1:51.725	179
							8	29.933	29.158	18.164	33.719	1:50.974	183
63 Mitchell CARTWRIGHT (NSW) (22th)							83 Alvin WU (NZ) (17th)						
1	39.015	30.486	18.203	34.411	2:02.115	152	1	37.627	29.922	18.258	34.210	2:00.017	153
2	29.763	30.313	18.490	34.822	1:53.388	192	2	30.002	30.074	18.213	34.033	1:52.322	189
3	30.175	33.617	18.422	35.253	1:57.467	183	3	29.859	29.574	18.260	33.811	1:51.504	185
4	30.759	29.850	18.477	34.455	1:53.541	185	4	30.728	29.467	18.411	34.176	1:52.782	176
5	30.178	29.593	18.462	34.533	1:52.766	179	5	30.018	29.316	18.219	33.685	1:51.238	188
6	30.260	29.697	18.514	34.439	1:52.910	178	6	30.040	29.355	18.349	34.363	1:52.107	183
7	30.202	29.759	18.536	34.821	1:53.318	178	7	29.734	29.393	18.418	33.896	1:51.441	189
8	30.308	29.771	18.531	34.692	1:53.302	176	8	29.575	29.365	18.132	33.802	1:50.874	190
67 Tom NICOLSON (VIC) (12th)							84 Zac RUSSO (NSW) (19th)						
1	37.249	29.558	18.009	33.803	1:58.619	151	1	38.703	30.358	18.179	34.567	2:01.807	153
2	29.191	29.284	18.124	33.091	1:49.690	198	2	30.262	30.049	18.401	34.962	1:53.674	184
3	29.059	28.842	17.421	33.466	1:48.788	193	3	30.088	29.710	18.316	34.253	1:52.367	186
4	29.989	29.148	17.496	33.161	1:49.794	197	4	29.644	29.455	18.395	34.368	1:51.862	185
5	29.500	29.277	17.614	33.699	1:50.090	199	5	30.153	29.354	18.244	33.937	1:51.688	182
6	29.130	29.027	17.682	32.903	1:48.742	196	6	29.677	29.017	18.408	34.579	1:51.681	188
7	29.783	28.882	17.785	33.148	1:49.598	194	7	29.707	29.089	18.369	34.353	1:51.518	183
8	29.362	29.336	17.930	33.232	1:49.860	197	8	29.661	29.370	18.242	34.389	1:51.662	183
70 Harriet GRACE (VIC) (18th)							85 Phoenix O'BRIEN (VIC) (6th)						
1	38.936	30.276	18.324	35.025	2:02.561	154	1	37.335	29.658	17.870	33.042	1:57.905	149
2	29.739	29.588	18.326	34.685	1:52.338	194	2	29.285	29.424	17.752	32.993	1:49.454	195
3	29.688	29.812	18.513	34.536	1:52.549	191	3	29.290	29.299	17.739	33.081	1:49.409	195
4	29.732	29.589	18.364	34.289	1:51.974	191	4	29.760	28.820	17.778	32.959	1:49.317	191
5	29.683	29.360	18.281	34.402	1:51.726	190	5	29.594	29.102	17.782	33.121	1:49.599	184
6	29.580	29.222	18.381	34.482	1:51.665	190	6	29.609	29.084	17.719	33.281	1:49.693	185
7	29.550	29.372	18.343	34.363	1:51.628	190	7	29.213	29.020	17.962	33.244	1:49.439	188
8	29.681	29.279	18.178	34.322	1:51.460	189	8	29.292	28.669	17.947	33.610	1:49.518	190


Chief Timekeeper - Scott Lang


Clerk of Course - Gary Bleazby



RACE & ROAD SUPERSPORT 300
Race 2

 Started at: **08:51:30**

 Laps: **8**

 Starters: **31**

 Posted at: **9:19 AM**


 Date: **21/02/26**
 Event: **R02**
 Weather: **Overcast - Temp: 18.2C**
 Track: **Dry - Temp: 23.7C**
PROVISIONAL SECTOR TIMES

Lap	Sector 1	Sector 2	Sector 3	Sector 4	Lap Time	Spd	Lap	Sector 1	Sector 2	Sector 3	Sector 4	Lap Time	Spd
88 Abbie CAMERON (WA) (25th)							6	29.313	28.784	17.983	33.651	1:49.731	191
1	39.643	31.362	18.449	35.017	2:04.471	158	7	29.257	28.621	18.060	33.487	1:49.425	190
2	30.108	30.301	18.575	34.994	1:53.978	187	8	29.194	28.581	18.040	33.636	1:49.451	192
3	30.550	30.610	18.446	35.370	1:54.976	185	222 Lincoln KNIGHT (NSW) (11th)						
4	30.619	30.646	18.497	35.292	1:55.054	187	1	37.485	29.827	17.867	33.565	1:58.744	147
5	30.839	30.436	18.532	34.990	1:54.797	184	2	29.316	29.582	17.975	33.568	1:50.441	195
6	30.975	30.224	18.674	35.077	1:54.950	181	3	29.206	28.933	17.654	33.275	1:49.068	194
7	30.622	30.410	19.225	36.123	1:56.380	184	4	29.423	29.512	17.789	33.204	1:49.928	194
8	30.771	30.630	18.860	35.440	1:55.701	182	5	29.042	29.043	17.752	33.167	1:49.004	193
95 Tara MORRISON (SA) (9th)							6	29.084	29.139	17.897	33.240	1:49.360	194
1	35.766	28.908	17.839	33.835	1:56.348	150	7	29.601	28.963	17.668	33.138	1:49.370	194
2	29.611	28.816	17.798	33.720	1:49.945	186	8	29.060	29.216	17.557	32.909	1:48.742	194
3	29.700	28.904	18.091	33.539	1:50.234	186	323 Flynn JACOBS (SA) (DNF)						
4	29.159	28.715	17.794	33.666	1:49.334	189	1	39.068	30.619	18.382	34.861	2:02.930	157
5	29.350	29.149	17.762	33.418	1:49.679	191	2	29.972	29.830	18.294	34.414	1:52.510	189
6	29.403	29.086	17.740	33.507	1:49.736	188	3	30.082	29.644	18.267	34.322	1:52.315	185
7	29.866	29.102	17.650	32.957	1:49.575	187	4	30.127	29.513	18.197	34.115	1:51.952	184
8	29.477	29.306	17.599	33.213	1:49.595	190	5	30.026	29.304	18.147	34.156	1:51.633	181
99 Nixon FROST (VIC) (13th)							6	29.670	29.577	18.115	34.405	1:51.767	190
1	36.097	29.682	17.790	33.751	1:57.320	152	7	30.110	29.406	18.215	33.767	1:51.498	182
2	29.641	29.957	17.895	33.585	1:51.078	187	660 Adam JORDAN (NSW) (29th)						
3	29.338	28.975	17.715	33.548	1:49.576	194	1	40.263	31.597	19.342	36.967	2:08.169	149
4	29.512	29.286	17.625	33.304	1:49.727	193	2	32.506	31.163	19.462	36.786	1:59.917	176
5	29.360	29.143	17.646	33.216	1:49.365	191	3	32.178	30.984	19.278	36.823	1:59.263	180
6	28.904	29.098	17.914	33.169	1:49.085	198	4	31.979	31.063	19.457	37.336	1:59.835	179
7	29.719	28.741	17.661	33.685	1:49.806	198	5	32.739	31.314	19.631	37.189	2:00.873	172
8	29.111	28.794	17.788	33.535	1:49.228	196	6	33.008	31.356	19.577	37.289	2:01.230	170
128 Tyler KING (VIC) (1st)							7	32.869	31.734	19.742	38.153	2:02.498	170
1	35.838	29.639	17.909	33.215	1:56.601	145	8	32.935	31.652	19.714	37.399	2:01.700	170
2	29.678	28.785	17.774	33.460	1:49.697	194							
3	29.407	28.869	18.062	33.831	1:50.169	190							
4	29.557	28.595	17.829	33.347	1:49.328	189							
5	29.339	28.736	18.004	33.583	1:49.662	190							

*** Riders 323 (Flynn JACOBS (SA)), 71 (Krue KNIGHT (VIC)), 9 (Miles NICHOLAS (NSW)), and 4 (Ethan DELLOW (SA)) - 10 second penalties imposed by Clerk of Course for jumped starts ***

The results are provisional until the expiration of the time limit for protests and appeals.


 Chief Timekeeper - Scott Lang


 Clerk of Course - Gary Bleazby
