



PHILLIP ISLAND 2026



MELBOURNE EVERY BIT DIFFERENT

ASBK Round 1

SW-MOTECH SUPERBIKE

Race 1

Started at: 12:00:59

Laps: 11

Starters:

Posted at: 12:41 PM

Date: 21/02/26
 Event: R04
 Weather: Overcast - Temp: 23.5C
 Track: Dry - Temp: 34.7C

PROVISIONAL CLASSIFICATION

Pos	No	Name	Machine	Laps	Race Time	Behind Leader	Behind Prev	Fastest Lap	On Lap
1	29	Harrison VOIGHT (QLD) / McMartin Racing / Voight Contracting / Link International	Ducati V4R	11	16:54.627			1:31.136	3
2	112	Jacob ROULSTONE (NSW) / CFG Finance Brokers / Motocity / Shark Helmets / Furygan Leathers	Honda CBR RR	11	16:57.559	2.932	2.932	1:31.393	2
3	3	Cameron DUNKER (NSW) / Blue Marlin Pools East Racing / Alpinestars / KYT / Beven Property Group	Yamaha YZF-R1	11	16:57.680	3.053	.121	1:31.563	2
4	1	Josh WATERS (VIC) / McMartin Racing / Pirelli / Motul / Onyabike Adventures / Stop & Seal	Ducati V4R	11	16:57.722	3.095	.042	1:31.377	5
5	46	Mike JONES (QLD) / Yamaha Racing Team / Yamaha Financial Services / Yamalube / Pirelli	Yamaha YZF-R1	11	16:58.245	3.618	.523	1:31.404	2
6	20	Jonathan NAHLOUS (NSW) / Yamaha Racing Team / Yamaha Financial Services / Yamalube / Pirelli	Yamaha YZF-R1	11	16:58.263	3.636	.018	1:31.619	6
7	13	Anthony WEST (QLD) / DesmoSport Ducati / Elite Roads	Ducati V4R	11	16:59.573	4.946	1.310	1:31.406	8
8	65	Cru HALLIDAY (NSW) / Stop & Seal	Ducati V4R	11	17:11.529	16.902	11.956	1:31.674	2
9	14	Glenn ALLERTON (NSW) / Superbike Advocates Racing	Ducati V4R	11	17:12.385	17.758	.856	1:33.184	7
10	33	Jack FAVELLE (NSW) / Addicted to Track / Favelle Enterprises / Kabuto Helmets / FuSport / Ricondi	Yamaha YZF-R1	11	17:12.409	17.782	.024	1:32.285	2
11	10	Marcus HAMOD (NSW) / Motocity / Valor Construction Services / Honda Australia	Honda CBR RR	11	17:12.459	17.832	.050	1:32.884	3
12	308	John LYTRAS (QLD) / Race & Road / AGV / TCX / Caboolture Yamaha	Yamaha YZF-R1	11	17:25.917	31.290	13.458	1:33.336	2
13	54	Brendan WILSON (VIC) / IRT / Stainless Steel Projects / Pirelli / Quinn Mechanical	Yamaha YZF-R1	11	17:37.876	43.249	11.959	1:34.964	2
14	18	Luca DURNING (QLD) / DesmoSport Ducati / The Dentists / Darkart Motosport / TR20	Ducati V4R	11	17:38.093	43.466	.217	1:35.154	6
15	85	Ty LYNCH (SA) / Unitek Racing / Adelaide M-c Recovery / Michelin / Gas Imports / Tommys Coffee Stop	Yamaha YZF-R1	11	17:43.395	48.768	5.302	1:34.907	2
16	31	John QUINN (VIC) / Quinn Mechanical / IRT Motorsport / Stainless Steel Projects	Yamaha YZF-R1	11	17:48.178	53.551	4.783	1:35.803	3
17	8	Charles HOLDING (SA) / Motojet Garage / Grinning Dingo / RaceBikes	Yamaha YZF-R1	11	17:52.038	57.411	3.860	1:36.268	2
18	95	Matthew RINDEL (VIC) / Stay Upright / Palegic Pools / Retropower / GRM Performance	Yamaha YZF-R1	11	17:52.052	57.425	.014	1:36.206	2
19	6	Luke JONES (VIC) / Blue Marlin Pools East Racing / Yamaha / YRD / Pirelli	Yamaha YZF-R1	11	18:05.522	1:10.895	13.470	1:35.996	2
20	77	Adam SENIOR (WA) / Senior Engineering / Cully's Yamaha / Pirelli / Silkolene	Yamaha YZF-R1	11	18:05.767	1:11.140	.245	1:36.514	2
21	64	Michael KEMP (SA) / Stop & Seal / Lee's Spot on Motorcycles / SA Pool and Spa Services	Yamaha YZF-R1	11	18:12.615	1:17.988	6.848	1:37.827	3
22	51	Ross HUDSON (WA) / Track Action / IDB WA / Martin Coaching / City Discount Tyres	Yamaha YZF-R1	11	18:18.761	1:24.134	6.146	1:38.989	8
23	94	Mitchell CARR (WA) / Campbell Road Automotive / M-cycles Waroona Electrical Services	Honda CBR RR	10	17:07.665	1 Lap		1:41.062	9
DNF	4	Josh NEWMAN (NSW) / Superbike Advocates Racing	Ducati V4R	3	4:52.675	7 Laps		1:35.160	2

Fastest Lap was 1:31.136 by 29 Harrison VOIGHT (QLD)

Current race lap record for SBK class - 1:30.790 by Harrison VOIGHT (QLD) on a Ducati V4R set on 24/02/24

The results are provisional until the expiration of the time limit for protests and appeals.

Scott Lang
 Chief Timekeeper - Scott Lang

Gary Bleazby
 Clerk of Course - Gary Bleazby



www.computime.com.au
 COMPUTIME RACE TIMING SYSTEMS PTY LTD





PHILLIP ISLAND 2026



MELBOURNE EVERY BIT DIFFERENT

ASBK Round 1

SW-MOTECH SUPERBIKE

Race 1

Date: 21/02/26
Event: R04
Weather: Overcast - Temp: 23.5C
Track: Dry - Temp: 34.7C

Started at: 12:00:59
Laps: 11
Starters:
Posted at: 12:41 PM

PROVISIONAL LAP TIMES

Table with 12 columns: No, Name, Lap 1, Lap 2, Lap 3, Lap 4, Lap 5, Lap 6, Lap 7, Lap 8, Lap 9, Lap 10, Lap 11. Lists rider names and their lap times.

The results are provisional until the expiration of the time limit for protests and appeals.

Handwritten signature of Scott Lang

Chief Timekeeper - Scott Lang

Handwritten signature of Gary Bleazby

Clerk of Course - Gary Bleazby



www.computime.com.au
COMPUTIME RACE TIMING SYSTEMS PTY LTD



SW-MOTECH SUPERBIKE
Race 1


 Date: 21/02/26
 Event: R04
 Weather: Overcast - Temp: 23.5C
 Track: Dry - Temp: 34.7C

 Started at: 12:00:59
 Laps: 11
 Starters:
 Posted at: 12:41 PM

PROVISIONAL SECTOR TIMES

Lap	Sector 1	Sector 2	Sector 3	Sector 4	Lap Time	Spd	Lap	Sector 1	Sector 2	Sector 3	Sector 4	Lap Time	Spd
1 Josh WATERS (VIC) (4th)							8	25.397	25.874	15.855	30.370	1:37.496	
1	29.761	24.654	14.767	28.378	1:37.560	218	9	25.584	26.729	15.880	30.930	1:39.123	
2	23.983	26.563	15.021	28.700	1:34.267	302	10	25.638	25.782	15.790	30.463	1:37.673	
3	24.020	24.593	14.780	28.546	1:31.939	302	11	25.903	26.396	15.882	30.619	1:38.800	
4	24.112	24.329	14.778	28.355	1:31.574	303	8 Charles HOLDING (SA) (17th)						
5	24.001	24.301	14.762	28.313	1:31.377	309	1	32.446	25.828	15.394	29.991	1:43.659	222
6	24.096	24.336	14.749	28.382	1:31.563	301	2	25.184	25.683	15.495	29.906	1:36.268	281
7	24.104	24.319	14.802	28.441	1:31.666	302	3	25.474	25.665	15.534	29.919	1:36.592	281
8	24.057	24.262	14.873	28.510	1:31.702	303	4	25.378	25.454	15.528	30.016	1:36.376	277
9	23.983	24.492	14.757	28.588	1:31.820	302	5	25.587	26.037	15.625	29.999	1:37.248	276
10	24.318	24.552	14.717	28.689	1:32.276	303	6	25.439	25.512	15.671	30.107	1:36.729	276
11	24.211	24.433	14.791	28.543	1:31.978	307	7	25.467	25.540	15.617	30.117	1:36.741	276
3 Cameron DUNKER (NSW) (3rd)							8	25.375	25.649	15.619	30.247	1:36.890	277
1	29.603	24.395	14.481	28.321	1:36.800	212	9	25.481	25.602	15.639	30.345	1:37.067	275
2	24.102	24.395	14.479	28.587	1:31.563		10	25.451	25.779	15.733	30.196	1:37.159	274
3	24.129	24.633	14.643	28.376	1:31.781	290	11	25.622	25.722	15.638	30.327	1:37.309	273
4	24.078	24.480	14.593	28.566	1:31.717	298	10 Marcus HAMOD (NSW) (11th)						
5	24.144	24.570	14.639	28.379	1:31.732		1	30.983	25.293	15.057	28.926	1:40.259	225
6	24.042	24.495	14.748	28.832	1:32.117		2	24.523	24.845	14.877	28.813	1:33.058	301
7	24.214	24.481	14.743	28.733	1:32.171		3	24.404	24.755	14.858	28.867	1:32.884	303
8	24.928	24.408	14.734	28.897	1:32.967	292	4	24.323	24.963	14.992	29.172	1:33.450	303
9	24.315	24.555	14.636	28.824	1:32.330	292	5	24.276	24.912	14.845	28.933	1:32.966	304
10	24.290	24.493	14.773	28.791	1:32.347		6	24.422	25.007	14.977	28.977	1:33.383	303
11	24.218	24.493	14.733	28.711	1:32.155	297	7	24.540	24.819	15.019	28.869	1:33.247	304
4 Josh NEWMAN (NSW) (DNF)							8	24.414	24.992	15.111	28.903	1:33.420	302
1	31.394	25.511	15.340	29.541	1:41.786	228	9	24.379	24.851	14.985	29.082	1:33.297	303
2	24.683	25.455	15.363	29.659	1:35.160	300	10	24.403	24.859	14.938	29.026	1:33.226	304
3	25.057	25.534	15.394	29.744	1:35.729	290	11	24.388	24.953	14.961	28.967	1:33.269	302
6 Luke JONES (VIC) (19th)							13 Anthony WEST (QLD) (7th)						
1	32.730	26.083	15.601	29.837	1:44.251	218	1	30.830	24.576	14.761	28.591	1:38.758	217
2	25.133	25.441	15.580	29.842	1:35.996	290	2	24.237	24.249	14.643	28.482	1:31.611	309
3	25.385	25.802	15.581	29.878	1:36.646		3	24.070	24.226	14.662	28.573	1:31.531	302
4	25.454	25.507	15.587	29.691	1:36.239	287	4	24.340	24.301	14.889	28.699	1:32.229	295
5	25.594	33.036	15.944	30.246	1:44.820	278	5	24.390	24.472	14.842	28.692	1:32.396	296
6	25.751	25.556	16.082	30.128	1:37.517	282	6	24.228	24.595	14.917	28.487	1:32.227	294
7	25.468	25.708	15.711	30.074	1:36.961		7	24.264	24.311	14.734	28.466	1:31.775	302


 Chief Timekeeper - Scott Lang


 Clerk of Course - Gary Bleazby



PHILLIP ISLAND 2026



MELBOURNE
EVERY BIT DIFFERENT

ASBK Round 1

SW-MOTECH SUPERBIKE

Race 1

Started at: 12:00:59

Laps: 11

Starters:

Posted at: 12:41 PM

Date: 21/02/26
Event: R04
Weather: Overcast - Temp: 23.5C
Track: Dry - Temp: 34.7C

PROVISIONAL SECTOR TIMES

Lap	Sector 1	Sector 2	Sector 3	Sector 4	Lap Time	Spd	Lap	Sector 1	Sector 2	Sector 3	Sector 4	Lap Time	Spd
8	<u>23.956</u>	24.306	14.756	<u>28.388</u>	<u>1:31.406</u>	305	8	<u>23.889</u>	24.268	14.833	28.631	1:31.621	298
9	24.129	24.338	14.732	28.425	1:31.624	303	9	24.579	24.271	<u>14.555</u>	28.555	1:31.960	299
10	24.297	25.315	14.976	28.594	1:33.182	306	10	24.068	24.722	14.723	<u>28.479</u>	1:31.992	301
11	24.477	24.598	14.822	28.937	1:32.834	301	11	24.277	24.680	14.762	28.680	1:32.399	301

14 Glenn ALLERTON (NSW) (9th)

29 Harrison VOIGHT (QLD) (1st)

1	30.325	24.980	14.792	28.595	1:38.692	220
2	24.520	24.767	15.093	28.867	1:33.247	305
3	<u>24.267</u>	24.891	14.991	29.336	1:33.485	304
4	24.321	25.321	15.086	29.021	1:33.749	303
5	24.502	<u>24.741</u>	15.067	29.016	1:33.326	300
6	24.311	25.067	15.016	29.026	1:33.420	301
7	24.501	24.818	15.036	<u>28.829</u>	<u>1:33.184</u>	303
8	24.408	24.836	15.097	29.090	1:33.431	300
9	24.434	24.815	15.008	29.029	1:33.286	299
10	24.397	24.816	15.023	29.074	1:33.310	299
11	24.311	24.829	<u>14.967</u>	29.148	1:33.255	300

1	29.338	24.172	14.625	28.298	1:36.433	218
2	24.136	<u>23.970</u>	14.735	28.387	1:31.228	294
3	<u>24.097</u>	24.065	<u>14.675</u>	<u>28.299</u>	<u>1:31.136</u>	296
4	24.099	24.185	14.741	28.444	1:31.469	296
5	24.172	24.244	14.747	28.469	1:31.632	295
6	24.152	24.185	14.791	28.527	1:31.655	297
7	24.227	24.185	14.780	28.545	1:31.737	296
8	24.270	24.219	14.823	28.572	1:31.884	296
9	24.315	24.263	14.923	28.548	1:32.049	296
10	24.255	24.916	15.041	28.770	1:32.982	297
11	24.359	24.365	14.991	28.707	1:32.422	293

18 Luca DURNING (QLD) (14th)

31 John QUINN (VIC) (16th)

1	31.222	25.481	15.107	29.647	1:41.457	227
2	24.921	25.318	15.261	29.936	1:35.436	295
3	24.984	26.152	15.420	<u>29.462</u>	1:36.018	294
4	25.203	25.643	15.264	29.552	1:35.662	295
5	24.989	25.555	<u>15.199</u>	29.674	1:35.417	295
6	<u>24.855</u>	25.411	15.270	29.618	<u>1:35.154</u>	295
7	25.286	25.403	15.641	29.812	1:36.142	295
8	25.101	25.314	15.431	29.872	1:35.718	293
9	25.081	25.267	15.440	29.866	1:35.654	293
10	25.084	25.318	15.366	29.837	1:35.605	291
11	25.304	<u>25.188</u>	15.255	30.083	1:35.830	291

1	32.209	25.799	15.303	29.520	1:42.831	227
2	25.354	25.851	<u>15.288</u>	<u>29.466</u>	1:35.959	293
3	<u>25.098</u>	25.587	15.414	29.704	<u>1:35.803</u>	289
4	25.190	25.549	15.458	29.888	1:36.085	286
5	25.292	25.699	15.362	29.816	1:36.169	285
6	25.594	25.778	15.632	30.095	1:37.099	284
7	25.408	25.866	15.495	30.263	1:37.032	281
8	25.299	<u>25.448</u>	15.612	29.780	1:36.139	281
9	25.463	25.516	15.462	30.251	1:36.692	281
10	25.803	25.878	15.457	30.161	1:37.299	283
11	25.475	25.902	15.336	30.357	1:37.070	279

20 Jonathan NAHLOUS (NSW) (6th)

33 Jack FAVELLE (NSW) (10th)

1	30.248	24.848	14.747	28.523	1:38.366	215
2	24.062	24.429	14.644	28.540	1:31.675	297
3	23.974	24.444	14.727	28.819	1:31.964	295
4	24.394	24.305	14.861	28.652	1:32.212	297
5	24.347	24.573	14.823	28.616	1:32.359	298
6	23.991	<u>24.232</u>	14.626	28.770	<u>1:31.619</u>	296
7	24.330	24.404	14.699	28.663	1:32.096	292

1	30.953	25.185	14.832	28.869	1:39.839	211
2	<u>24.251</u>	24.582	<u>14.777</u>	<u>28.675</u>	<u>1:32.285</u>	291
3	24.400	24.650	14.862	29.071	1:32.983	297
4	24.525	24.667	14.881	29.100	1:33.173	290
5	24.623	24.683	15.016	29.275	1:33.597	287
6	24.635	<u>24.544</u>	15.080	29.152	1:33.411	284
7	24.624	24.642	15.096	29.163	1:33.525	286

Scott Lang
Chief Timekeeper - Scott Lang

Gary Bleazby
Clerk of Course - Gary Bleazby



www.computime.com.au
COMPUTIME RACE TIMING SYSTEMS PTY LTD



SW-MOTECH SUPERBIKE

Race 1

Started at: 12:00:59

Laps: 11


Starters:

Posted at: 12:41 PM


Date: 21/02/26
Event: R04
Weather: Overcast - Temp: 23.5C
Track: Dry - Temp: 34.7C

PROVISIONAL SECTOR TIMES

Lap	Sector 1	Sector 2	Sector 3	Sector 4	Lap Time	Spd	Lap	Sector 1	Sector 2	Sector 3	Sector 4	Lap Time	Spd
8	24.642	25.012	15.085	29.108	1:33.847	285	8	25.121	25.210	15.402	29.762	1:35.495	283
9	24.591	24.928	14.885	29.027	1:33.431	295	9	25.243	25.311	15.339	29.804	1:35.697	284
10	24.554	24.746	14.886	29.049	1:33.235	298	10	25.142	25.494	15.216	29.815	1:35.667	284
11	24.408	24.661	14.907	29.107	1:33.083	296	11	25.258	25.306	15.057	29.775	1:35.396	284
46 Mike JONES (QLD) (5th)							64 Michael KEMP (SA) (21th)						
1	30.052	24.739	14.612	28.283	1:37.686		1	33.761	27.489	15.833	30.342	1:47.425	222
2	24.171	24.275	14.546	28.412	1:31.404		2	25.809	26.202	15.767	30.113	1:37.891	283
3	24.022	24.315	14.623	28.518	1:31.478		3	25.660	26.010	15.731	30.426	1:37.827	281
4	24.180	24.333	14.584	28.606	1:31.703		4	26.025	26.157	15.748	30.501	1:38.431	278
5	24.044	24.450	14.637	28.454	1:31.585		5	25.890	26.271	15.718	30.494	1:38.373	277
6	24.137	24.485	14.705	28.784	1:32.111		6	25.854	25.939	15.712	30.388	1:37.893	280
7	24.180	24.480	14.774	28.724	1:32.158		7	26.814	26.502	15.797	30.929	1:40.042	265
8	24.333	24.488	14.824	29.112	1:32.757		8	25.896	26.080	15.711	30.842	1:38.529	276
9	24.437	24.599	14.669	28.808	1:32.513		9	26.019	26.062	15.712	30.681	1:38.474	276
10	24.204	24.528	14.754	28.792	1:32.278		10	26.007	26.118	15.845	30.725	1:38.695	276
11	24.238	24.825	14.734	28.775	1:32.572		11	25.985	26.033	15.839	31.178	1:39.035	276
51 Ross HUDSON (WA) (22th)							65 Cru HALLIDAY (NSW) (8th)						
1	33.524	26.476	15.737	30.544	1:46.281	207	1	30.158	24.751	14.730	28.181	1:37.820	225
2	26.033	26.501	15.982	30.504	1:39.020	281	2	24.361	24.332	14.625	28.356	1:31.674	309
3	26.349	26.266	15.981	30.913	1:39.509	269	3	24.234	24.632	14.929	29.416	1:33.211	304
4	26.289	26.578	15.763	30.607	1:39.237	281	4	24.487	24.433	14.837	28.796	1:32.553	300
5	26.384	26.347	15.843	30.605	1:39.179	278	5	24.648	24.630	14.991	28.761	1:33.030	302
6	26.447	26.231	15.906	30.899	1:39.483	280	6	24.503	24.750	15.113	29.034	1:33.400	303
7	26.495	26.353	15.812	30.613	1:39.273	275	7	24.708	24.725	15.135	29.135	1:33.703	298
8	26.230	26.163	15.858	30.738	1:38.989	278	8	24.704	24.728	15.108	29.118	1:33.658	299
9	26.343	26.333	16.007	30.632	1:39.315	278	9	24.592	25.125	15.181	29.314	1:34.212	299
10	26.401	26.429	15.849	30.515	1:39.194	273	10	24.742	24.820	15.169	29.140	1:33.871	295
11	26.279	26.321	15.846	30.835	1:39.281	277	11	24.772	24.994	15.345	29.286	1:34.397	296
54 Brendan WILSON (VIC) (13th)							77 Adam SENIOR (WA) (20th)						
1	32.030	25.487	15.339	29.401	1:42.257	215	1	32.998	26.283	15.481	30.192	1:44.954	215
2	25.078	25.454	15.199	29.233	1:34.964	286	2	25.308	25.954	15.413	29.839	1:36.514	283
3	25.231	25.730	15.383	29.564	1:35.908	293	3	25.255	25.987	15.436	30.181	1:36.859	282
4	25.091	25.873	15.220	29.453	1:35.637	293	4	25.356	26.205	15.584	30.473	1:37.618	280
5	25.014	25.544	15.313	29.515	1:35.386	290	5	25.768	26.289	15.757	30.576	1:38.390	276
6	25.060	25.364	15.375	29.403	1:35.202	291	6	25.895	26.433	15.817	30.241	1:38.386	274
7	25.275	25.540	15.458	29.994	1:36.267	291	7	25.918	26.301	15.806	30.446	1:38.471	276



Chief Timekeeper - Scott Lang



Clerk of Course - Gary Bleazby





PHILLIP ISLAND 2026



MELBOURNE EVERY BIT DIFFERENT

ASBK Round 1

SW-MOTECH SUPERBIKE

Race 1

Started at: 12:00:59

Laps: 11

Starters:

Posted at: 12:41 PM

Date: 21/02/26
 Event: R04
 Weather: Overcast - Temp: 23.5C
 Track: Dry - Temp: 34.7C

PROVISIONAL SECTOR TIMES

Lap	Sector 1	Sector 2	Sector 3	Sector 4	Lap Time	Spd	Lap	Sector 1	Sector 2	Sector 3	Sector 4	Lap Time	Spd
8	25.731	26.428	15.797	30.327	1:38.283	273	5	25.345	25.837	15.743	29.914	1:36.839	288
9	26.210	26.275	15.943	31.417	1:39.845	273	6	25.391	25.877	15.746	29.923	1:36.937	286
10	25.827	26.600	15.829	30.477	1:38.733	274	7	25.375	25.685	15.531	30.007	1:36.598	285
11	25.753	26.279	15.608	30.074	1:37.714	272	8	25.391	25.950	15.991	29.996	1:37.328	286
							9	25.466	25.788	15.617	30.068	1:36.939	285
85 Ty LYNCH (SA) (15th)							10	25.494	25.805	15.589	29.843	1:36.731	285
1	31.783	25.555	15.308	29.472	1:42.118	220	11	25.434	25.568	15.459	30.020	1:36.481	281
2	25.039	25.361	15.285	29.222	1:34.907	291							
3	25.346	25.450	15.229	29.578	1:35.603	291	112 Jacob ROULSTONE (NSW) (2nd)						
4	25.266	25.409	15.349	29.473	1:35.497	283	1	29.558	24.673	14.658	28.328	1:37.217	217
5	25.168	25.290	15.348	29.485	1:35.291	281	2	23.906	24.477	14.654	28.356	1:31.393	304
6	25.252	25.140	15.377	29.631	1:35.400	281	3	23.985	24.376	14.716	28.397	1:31.474	307
7	25.323	25.527	15.598	30.327	1:36.775	281	4	24.072	24.310	14.707	28.574	1:31.663	303
8	26.746	25.605	15.391	29.825	1:37.567	283	5	24.112	24.345	14.748	28.488	1:31.693	301
9	25.315	25.409	15.488	29.827	1:36.039	284	6	24.137	24.358	14.851	28.880	1:32.226	300
10	25.408	25.499	15.549	29.837	1:36.293	282	7	24.189	24.427	14.977	28.619	1:32.212	303
11	25.446	25.670	15.559	31.230	1:37.905	282	8	24.690	24.490	14.810	28.983	1:32.973	301
							9	24.110	24.393	14.926	28.817	1:32.246	301
94 Mitchell CARR (WA) (23th)							10	24.262	24.399	14.871	28.826	1:32.358	302
1	33.413	28.497	16.628	31.788	1:50.326	224	11	24.220	24.403	14.818	28.663	1:32.104	300
2	26.774	27.201	16.535	31.680	1:42.190	279							
3	26.818	27.501	16.487	31.728	1:42.534	276	308 John LYTRAS (QLD) (12th)						
4	26.829	27.587	16.527	31.573	1:42.516	275	1	30.672	25.275	14.840	29.215	1:40.002	220
5	26.886	27.286	16.595	31.494	1:42.261	277	2	24.638	24.738	14.952	29.008	1:33.336	283
6	26.802	27.281	16.511	31.368	1:41.962	277	3	24.754	24.859	14.990	29.084	1:33.687	286
7	26.551	27.464	16.352	31.674	1:42.041	278	4	24.879	24.860	15.005	29.368	1:34.112	288
8	26.579	27.067	16.555	31.460	1:41.661	278	5	25.041	25.097	15.059	29.368	1:34.565	289
9	26.433	26.889	16.290	31.450	1:41.062	277	6	24.942	24.957	15.070	29.341	1:34.310	287
10	26.454	26.908	16.332	31.418	1:41.112	278	7	24.973	24.958	15.078	29.391	1:34.400	288
							8	25.312	25.231	15.339	29.519	1:35.401	286
95 Matthew RINDEL (VIC) (18th)							9	25.104	25.257	15.261	29.792	1:35.414	284
1	32.619	26.329	15.661	30.069	1:44.678	219	10	25.053	25.429	15.329	29.667	1:35.478	284
2	25.390	25.525	15.566	29.725	1:36.206	290	11	25.127	25.280	15.250	29.555	1:35.212	285
3	25.314	25.566	15.647	29.959	1:36.486	291							
4	25.397	25.808	15.603	30.021	1:36.829	283							

The results are provisional until the expiration of the time limit for protests and appeals.

Scott Lang
 Chief Timekeeper - Scott Lang

Gary Bleazby
 Clerk of Course - Gary Bleazby



www.computime.com.au
 COMPUTIME RACE TIMING SYSTEMS PTY LTD





PHILLIP ISLAND 2026



20-22 FEB
AUSTRALIAN ROUND

MELBOURNE
EVERY BIT DIFFERENT

ASBK Round 1

SW-MOTECH SUPERBIKE

Race 1

Date: 21/02/26
Event: R04
Weather: Overcast - Temp: 23.5C
Track: Dry - Temp: 34.7C

Started at: 12:00:59
Laps: 11
Starters:
Posted at: 12:41 PM

PROVISIONAL FASTEST LAPS SEQUENCE

Lap	Race Pos	No	Name	Machine	Fastest Lap	On Lap
1	1	29	Harrison VOIGHT (QLD)	Ducati V4R	1:36.433	1
2	1	29	Harrison VOIGHT (QLD)	Ducati V4R	1:31.228	2
3	1	29	Harrison VOIGHT (QLD)	Ducati V4R	1:31.136	3

The results are provisional until the expiration of the time limit for protests and appeals.

Scott Lang

Chief Timekeeper - Scott Lang

Gary Bleazby

Clerk of Course - Gary Bleazby



www.computime.com.au
COMPUTIME RACE TIMING SYSTEMS PTY LTD





PHILLIP ISLAND 2026



MELBOURNE EVERY BIT DIFFERENT

ASBK Round 1

SW-MOTECH SUPERBIKE

Race 1

Started at: 12:00:59

Laps: 11

Starters:

Posted at: 12:41 PM

Date: 21/02/26
 Event: R04
 Weather: Overcast - Temp: 23.5C
 Track: Dry - Temp: 34.7C

PROVISIONAL LAP SHEET

No	Lap Time	Gap	No	Lap Time	Gap	No	Lap Time	Gap	No	Lap Time	Gap	No	Lap Time	Gap			
Lap 1			13	1:31.611	2.708	18	1:36.018	14.114	94	1:42.516	47.300	13	1:32.227	5.199	65	1:33.400	8.135
29	1:36.433		1	1:34.267	4.166	54	1:35.908	14.332	Lap 5			33	1:33.411	11.735	14	1:33.420	12.366
3	1:36.800	.367	14	1:33.247	4.278	31	1:35.803	15.796	29	1:31.632		10	1:33.383	12.447	308	1:34.310	16.459
112	1:37.217	.784	33	1:32.285	4.463	8	1:36.592	17.722	112	1:31.693	1.542	85	1:35.400	25.263	18	1:35.154	25.591
1	1:37.560	1.127	10	1:33.058	5.656	6	1:36.646	18.096	3	1:31.732	1.695	54	1:35.202	25.801	31	1:37.099	30.393
46	1:37.686	1.253	308	1:33.336	5.677	95	1:36.486	18.573	46	1:31.585	1.958	8	1:36.729	33.319	95	1:36.937	34.422
65	1:37.820	1.387	18	1:35.436	9.232	77	1:36.859	19.530	13	1:32.396	4.627	77	1:38.386	39.168	77	1:38.386	39.168
20	1:38.366	1.933	4	1:35.160	9.285	64	1:37.827	24.346	20	1:32.359	4.678	6	1:37.517	41.916	64	1:37.893	44.287
14	1:38.692	2.259	85	1:34.907	9.364	51	1:39.509	26.013	18	1:35.417	22.092	51	1:39.483	49.156	94	1:41.962	1:08.23
13	1:38.758	2.325	54	1:34.964	9.560	94	1:42.534	36.253	1	1:31.377	4.819	31	1:37.099	30.393			
33	1:39.839	3.406	31	1:35.959	11.129	Lap 4			65	1:33.030	6.390	8	1:36.729	33.319			
308	1:40.002	3.569	8	1:36.268	12.266	29	1:31.469		33	1:33.597	9.979	95	1:36.937	34.422			
10	1:40.259	3.826	6	1:35.996	12.586	112	1:31.663	1.481	14	1:33.326	10.601	77	1:38.386	39.168			
18	1:41.457	5.024	95	1:36.206	13.223	3	1:31.717	1.595	10	1:32.966	10.719	6	1:37.517	41.916			
4	1:41.786	5.353	77	1:36.514	13.807	46	1:31.703	2.005	308	1:34.565	13.804	64	1:37.893	44.287			
85	1:42.118	5.685	51	1:39.020	17.640	13	1:32.229	3.863	85	1:35.291	21.518	51	1:39.483	49.156			
54	1:42.257	5.824	64	1:37.891	17.655	20	1:32.212	3.951	18	1:35.417	22.092	94	1:41.962	1:08.23			
31	1:42.831	6.398	94	1:42.190	24.855	65	1:32.553	4.992	54	1:35.386	22.254						
8	1:43.659	7.226	Lap 3			1	1:31.574	5.074	31	1:36.169	24.949						
6	1:44.251	7.818	29	1:31.136		33	1:33.173	8.014	8	1:37.248	28.245						
95	1:44.678	8.245	112	1:31.474	1.287	14	1:33.749	8.907	95	1:36.839	29.140						
77	1:44.954	8.521	3	1:31.781	1.347	10	1:33.450	9.385	77	1:38.390	32.437						
51	1:46.281	9.848	46	1:31.478	1.771	308	1:34.112	10.871	6	1:44.820	36.054						
64	1:47.425	10.992	13	1:31.531	3.103	85	1:35.497	17.859	64	1:38.373	38.049						
94	1:50.326	13.893	20	1:31.964	3.208	18	1:35.662	18.307	51	1:39.179	41.328						
Lap 2			65	1:33.211	3.908	54	1:35.637	18.500	94	1:42.261	57.929						
29	1:31.228		1	1:31.939	4.969	31	1:36.085	20.412	Lap 6								
3	1:31.563	.702	33	1:32.983	6.310	8	1:36.376	22.629	29	1:31.655							
112	1:31.393	.949	14	1:33.485	6.627	6	1:36.239	22.866	112	1:32.226	2.113						
46	1:31.404	1.429	10	1:32.884	7.404	95	1:36.829	23.933	3	1:32.117	2.157						
65	1:31.674	1.833	308	1:33.687	8.228	77	1:37.618	25.679	46	1:32.111	2.414						
20	1:31.675	2.380	85	1:35.603	13.831	64	1:38.431	31.308	20	1:31.619	4.642						
			4	1:35.729	13.878	51	1:39.237	33.781	1	1:31.563	4.727						

Scott Lang
 Chief Timekeeper - Scott Lang

Gary Bleazby
 Clerk of Course - Gary Bleazby





PHILLIP ISLAND 2026



MELBOURNE EVERY BIT DIFFERENT

ASBK Round 1

SW-MOTECH SUPERBIKE

Race 1

Started at: 12:00:59

Laps: 11

Starters:

Posted at: 12:41 PM

Date: 21/02/26
 Event: R04
 Weather: Overcast - Temp: 23.5C
 Track: Dry - Temp: 34.7C

PROVISIONAL LAP SHEET

No	Lap Time	Gap	No	Lap Time	Gap	No	Lap Time	Gap	No	Lap Time	Gap	
Lap 9												
31	1:37.032	35.688	29	1:32.049		14	1:33.310	16.925	95	1:36.481	57.425	
8	1:36.741	38.323	112	1:32.246	3.874	10	1:33.226	16.985	6	1:38.800	1:10.89	
95	1:36.598	39.283	3	1:32.330	3.955	33	1:33.235	17.121	77	1:37.714	1:11.14	
77	1:38.471	45.902	46	1:32.513	4.172	308	1:35.478	28.500	64	1:39.035	1:17.98	
6	1:36.961	47.140	1	1:31.820	4.245	18	1:35.605	40.058	51	1:39.281	1:24.13	
64	1:40.042	52.592	13	1:31.624	4.334	54	1:35.667	40.275				
51	1:39.273	56.692	20	1:31.960	4.649	85	1:36.293	43.285				
94	1:42.041	1:18.54	65	1:34.212	14.038	31	1:37.299	48.903				
Lap 8												
29	1:31.884		14	1:33.286	16.597	8	1:37.159	52.524				
3	1:32.967	3.674	10	1:33.297	16.741	95	1:36.731	53.366				
112	1:32.973	3.677	33	1:33.431	16.868	6	1:37.673	1:04.51				
46	1:32.757	3.708	308	1:35.414	26.004	77	1:38.733	1:05.84				
1	1:31.702	4.474	18	1:35.654	37.435	64	1:38.695	1:11.37				
20	1:31.621	4.738	54	1:35.697	37.590	51	1:39.194	1:17.27				
13	1:31.406	4.759	85	1:36.039	39.974	Lap 11						
65	1:33.658	11.875	31	1:36.692	44.586	29	1:32.422					
14	1:33.431	15.360	8	1:37.067	48.347	112	1:32.104	2.932				
33	1:33.847	15.486	95	1:36.939	49.617	3	1:32.155	3.053				
10	1:33.420	15.493	6	1:39.123	59.826	1	1:31.978	3.095				
308	1:35.401	22.639	77	1:39.845	1:00.09	46	1:32.572	3.618				
18	1:35.718	33.830	64	1:38.474	1:05.66	20	1:32.399	3.636				
54	1:35.495	33.942	51	1:39.315	1:11.06	13	1:32.834	4.946				
85	1:37.567	35.984	Lap 10						94	1:41.112	1 lap	
31	1:36.139	39.943	29	1:32.982		65	1:34.397	16.902				
8	1:36.890	43.329	112	1:32.358	3.250	14	1:33.255	17.758				
95	1:37.328	44.727	3	1:32.347	3.320	33	1:33.083	17.782				
77	1:38.283	52.301	46	1:32.278	3.468	10	1:33.269	17.832				
6	1:37.496	52.752	1	1:32.276	3.539	308	1:35.212	31.290				
64	1:38.529	59.237	20	1:31.992	3.659	54	1:35.396	43.249				
51	1:38.989	1:03.79	94	1:41.062	1 lap	18	1:35.830	43.466				
94	1:41.661	1:28.31	13	1:33.182	4.534	85	1:37.905	48.768				
			65	1:33.871	14.927	31	1:37.070	53.551				
						8	1:37.309	57.411				

The results are provisional until the expiration of the time limit for protests and appeals.

Scott Lang
 Chief Timekeeper - Scott Lang

Gary Bleazby
 Clerk of Course - Gary Bleazby



www.computime.com.au
 COMPUTIME RACE TIMING SYSTEMS PTY LTD





PHILLIP ISLAND 2026



20-22 FEB
AUSTRALIAN ROUND

MELBOURNE
EVERY BIT DIFFERENT

ASBK Round 1

SW-MOTECH SUPERBIKE

Race 1

Started at: 12:00:59

Laps: 11

Starters:

Posted at: 12:41 PM

Date: 21/02/26
Event: R04
Weather: Overcast - Temp: 23.5C
Track: Dry - Temp: 34.7C

PROVISIONAL LAP CHART

Name	Grid	1	2	3	4	5	6	7	8	9	10	11	Name
H. VOIGHT	20	20	20	20	20	20	20	20	20	20	20	20	H. VOIGHT
J. WATERS	1	3	3	112	112	112	112	112	3	112	112	112	J. ROULSTONE
C. DUNKER	3	112	112	3	3	3	3	3	112	3	3	3	C. DUNKER
A. WEST	13	1	46	46	46	46	46	46	46	46	46	1	J. WATERS
J. ROULSTONE	112	46	65	13	13	13	20	1	1	1	1	46	M. JONES
M. JONES	46	65	20	20	20	20	1	20	20	13	20	20	J. NAHLOUS
J. FAVELLE	33	20	13	65	65	1	13	13	13	20	13	13	A. WEST
J. NAHLOUS	20	14	1	1	1	65	65	65	65	65	65	65	C. HALLIDAY
C. HALLIDAY	65	13	14	33	33	33	33	33	14	14	14	14	G. ALLERTON
G. ALLERTON	14	33	33	14	14	14	14	14	33	10	10	33	J. FAVELLE
J. LYTRAS	308	308	10	10	10	10	10	10	10	33	33	10	M. HAMOD
M. HAMOD	10	10	308	308	308	308	308	308	308	308	308	308	J. LYTRAS
T. LYNCH	85	18	18	85	85	85	85	18	18	18	18	54	B. WILSON
B. WILSON	54	4	4	4	18	18	18	85	54	54	54	18	L. DURNING
L. DURNING	18	85	85	18	54	54	54	54	85	85	85	85	T. LYNCH
J. NEWMAN	4	54	54	54	31	31	31	31	31	31	31	31	J. QUINN
J. QUINN	31	31	31	31	8	8	8	8	8	8	8	8	C. HOLDING
A. SENIOR	77	8	8	8	6	95	95	95	95	95	95	95	M. RINDEL
L. JONES	6	6	6	6	95	77	77	77	77	6	6	6	L. JONES
C. HOLDING	8	95	95	95	77	6	6	6	6	77	77	77	A. SENIOR
M. RINDEL	95	77	77	77	64	64	64	64	64	64	64	64	M. KEMP
M. KEMP	64	51	51	64	51	51	51	51	51	51	51	51	R. HUDSON
R. HUDSON	51	64	64	51	94	94	94	94	94	94	94	94	M. CARR
M. CARR	94	94	94	94									

The results are provisional until the expiration of the time limit for protests and appeals.

Scott Lang
Chief Timekeeper - Scott Lang

Gary Bleazby
Clerk of Course - Gary Bleazby



www.computime.com.au
COMPUTIME RACE TIMING SYSTEMS PTY LTD



SW-MOTECH SUPERBIKE
Race 1


 Date: 21/02/26
 Event: R04
 Weather: Overcast - Temp: 23.5C
 Track: Dry - Temp: 34.7C


 Started at: 12:00:59
 Laps: 11
 Starters:
 Posted at: 12:41 PM

PROVISIONAL BEST SECTOR TIMES

Pos	Sector 1		Sector 2		Sector 3		Sector 4		Lap		Ideal	Fastest	Diff
	Name	Time	Name	Time	Name	Time	Name	Time	Name	Time			
1	J. NAHLOUS	23.889	H. VOIGHT	23.970	C. DUNKER	14.479	H. VOIGHT	28.299	H. VOIGHT	1:31.041	1:31.136	.095	
2	J. ROULSTON	23.906	A. WEST	24.226	M. JONES	14.546	J. WATERS	28.313	J. NAHLOUS	1:31.155	1:31.619	.464	
3	A. WEST	23.956	J. NAHLOUS	24.232	J. NAHLOUS	14.555	J. ROULSTON	28.356	A. WEST	1:31.213	1:31.406	.193	
4	J. WATERS	23.983	J. WATERS	24.262	C. HALLIDAY	14.625	C. HALLIDAY	28.356	J. ROULSTONE	1:31.226	1:31.393	.167	
5	M. JONES	24.022	M. JONES	24.275	A. WEST	14.643	C. DUNKER	28.376	M. JONES	1:31.255	1:31.404	.149	
6	C. DUNKER	24.042	J. ROULSTON	24.310	J. ROULSTON	14.654	A. WEST	28.388	J. WATERS	1:31.275	1:31.377	.102	
7	H. VOIGHT	24.097	C. HALLIDAY	24.332	H. VOIGHT	14.675	M. JONES	28.412	C. DUNKER	1:31.292	1:31.563	.271	
8	C. HALLIDAY	24.234	C. DUNKER	24.395	J. WATERS	14.717	J. NAHLOUS	28.479	C. HALLIDAY	1:31.547	1:31.674	.127	
9	J. FAVELLE	24.251	J. FAVELLE	24.544	J. FAVELLE	14.777	J. FAVELLE	28.675	J. FAVELLE	1:32.247	1:32.285	.038	
10	G. ALLERTON	24.267	J. LYTRAS	24.738	M. HAMOD	14.845	M. HAMOD	28.813	M. HAMOD	1:32.689	1:32.884	.195	
11	M. HAMOD	24.276	G. ALLERTON	24.741	J. LYTRAS	14.952	G. ALLERTON	28.829	G. ALLERTON	1:32.804	1:33.184	.380	
12	J. LYTRAS	24.638	M. HAMOD	24.755	G. ALLERTON	14.967	J. LYTRAS	29.008	J. LYTRAS	1:33.336	1:33.336	.000	
13	J. NEWMAN	24.683	T. LYNCH	25.140	B. WILSON	15.057	T. LYNCH	29.222	B. WILSON	1:34.514	1:34.964	.450	
14	L. DURNING	24.855	L. DURNING	25.188	L. DURNING	15.199	B. WILSON	29.233	T. LYNCH	1:34.630	1:34.907	.277	
15	B. WILSON	25.014	B. WILSON	25.210	T. LYNCH	15.229	L. DURNING	29.462	L. DURNING	1:34.704	1:35.154	.450	
16	T. LYNCH	25.039	L. JONES	25.441	J. QUINN	15.288	J. QUINN	29.466	J. NEWMAN	1:35.160	1:35.160	.000	
17	J. QUINN	25.098	J. QUINN	25.448	J. NEWMAN	15.363	J. NEWMAN	29.659	J. QUINN	1:35.300	1:35.803	.503	
18	L. JONES	25.133	C. HOLDING	25.454	A. SENIOR	15.413	L. JONES	29.691	L. JONES	1:35.845	1:35.996	.151	
19	C. HOLDING	25.184	J. NEWMAN	25.455	M. RINDEL	15.459	M. RINDEL	29.725	M. RINDEL	1:36.023	1:36.206	.183	
20	A. SENIOR	25.255	M. RINDEL	25.525	C. HOLDING	15.495	A. SENIOR	29.839	C. HOLDING	1:36.039	1:36.268	.229	
21	M. RINDEL	25.314	M. KEMP	25.939	L. JONES	15.580	C. HOLDING	29.906	A. SENIOR	1:36.461	1:36.514	.053	
22	M. KEMP	25.660	A. SENIOR	25.954	M. KEMP	15.711	M. KEMP	30.113	M. KEMP	1:37.423	1:37.827	.404	
23	R. HUDSON	26.033	R. HUDSON	26.163	R. HUDSON	15.763	R. HUDSON	30.504	R. HUDSON	1:38.463	1:38.989	.526	
24	M. CARR	26.433	M. CARR	26.889	M. CARR	16.290	M. CARR	31.368	M. CARR	1:40.980	1:41.062	.082	

The results are provisional until the expiration of the time limit for protests and appeals.


 Chief Timekeeper - Scott Lang


 Clerk of Course - Gary Bleazby




PHILLIP ISLAND 2026



MELBOURNE
EVERY BIT DIFFERENT

ASBK Round 1

AUSTRALIAN SUPERBIKE CHAMPIONSHIP
PROVISIONAL PROGRESSIVE ROUND POINTS

AUSTRALIAN SUPERBIKE CHAMPIONSHIP


Pos	No	Name	Machine	Rnd 1 Pole	Rnd 1 Race 1	Total
1	29	Harrison VOIGHT	Ducati	1	25	26
2	112	Jacob ROULSTONE	Honda		20	20
3	3	Cameron DUNKER	Yamaha		18	18
4	1	Josh WATERS	Ducati		17	17
5	46	Mike JONES	Yamaha		16	16
6	20	Jonathan NAHLOUS	Yamaha		15	15
7	13	Anthony WEST	Ducati		14	14
8	65	Cru HALLIDAY	Ducati		13	13
9	14	Glenn ALLERTON	Ducati		12	12
10	33	Jack FAVELLE	Yamaha		11	11
11	10	Marcus HAMOD	Honda		10	10
12	308	John LYTRAS	Yamaha		9	9
13	54	Brendan WILSON	Yamaha		8	8
14	18	Luca DURNING	Ducati		7	7
15	85	Ty LYNCH	Yamaha		6	6
16	31	John QUINN	Yamaha		5	5
17	8	Charles HOLDING	Yamaha		4	4
18	95	Matthew RINDEL	Yamaha		3	3
19	6	Luke JONES	Yamaha		2	2
20	77	Adam SENIOR	Yamaha		1	1


AUSTRALIAN SUPERBIKE - MANUFACTURERS CHAMPIONSHIP

Pos	No	Name	Rnd 1 Pole	Rnd 1 Race 1	Total
1		Yamaha		98	98
2		Ducati	1	88	89
3		Honda		30	30

AUSTRALIAN SUPERBIKE - TEAMS CHAMPIONSHIP

Pos	No	Name	Rnd 1 Race 1	Total
1		McMartin Racing	43	43
2		Yamaha Racing Team	33	33
3		Motocity	32	32
4		DesmoSport Ducati	26	26
5		Stop & Seal	14	14
6		Addicted to Track	13	13


Chief Timekeeper - Scott Lang


Clerk of Course - Gary Bleazby



www.computime.com.au
COMPUTIME RACE TIMING SYSTEMS PTY LTD





PHILLIP ISLAND 2026



MELBOURNE
EVERY BIT DIFFERENT

ASBK Round 1

AUSTRALIAN SUPERBIKE CHAMPIONSHIP
PROVISIONAL PROGRESSIVE CHAMPIONSHIP POINTS

AUSTRALIAN SUPERBIKE CHAMPIONSHIP

Pos	No	Name	Machine	Rnd 1 Pole	Rnd 1 Race 1	Total
1	29	Harrison VOIGHT	Ducati	1	25	26
2	112	Jacob ROULSTONE	Honda		20	20
3	3	Cameron DUNKER	Yamaha		18	18
4	1	Josh WATERS	Ducati		17	17
5	46	Mike JONES	Yamaha		16	16
6	20	Jonathan NAHLOUS	Yamaha		15	15
7	13	Anthony WEST	Ducati		14	14
8	65	Cru HALLIDAY	Ducati		13	13
9	14	Glenn ALLERTON	Ducati		12	12
10	33	Jack FAVELLE	Yamaha		11	11
11	10	Marcus HAMOD	Honda		10	10
12	308	John LYTRAS	Yamaha		9	9
13	54	Brendan WILSON	Yamaha		8	8
14	18	Luca DURNING	Ducati		7	7
15	85	Ty LYNCH	Yamaha		6	6
16	31	John QUINN	Yamaha		5	5
17	8	Charles HOLDING	Yamaha		4	4
18	95	Matthew RINDEL	Yamaha		3	3
19	6	Luke JONES	Yamaha		2	2
20	77	Adam SENIOR	Yamaha		1	1

AUSTRALIAN SUPERBIKE - MANUFACTURERS CHAMPIONSHIP

Pos	No	Name	Rnd 1 Pole	Rnd 1 Race 1	Total
1		Yamaha		98	98
2		Ducati	1	88	89
3		Honda		30	30

AUSTRALIAN SUPERBIKE - TEAMS CHAMPIONSHIP

Pos	No	Name	Rnd 1 Race 1	Total
1		McMartin Racing	43	43
2		Yamaha Racing Team	33	33
3		Motocity	32	32
4		DesmoSport Ducati	26	26
5		Stop & Seal	14	14
6		Addicted to Track	13	13

Scott Lang
Chief Timekeeper - Scott Lang

Gary Bleazby
Clerk of Course - Gary Bleazby



www.computime.com.au
COMPUTIME RACE TIMING SYSTEMS PTY LTD





PHILLIP ISLAND 2026



20-22 FEB AUSTRALIAN ROUND

SW-MOTECH SUPERBIKE

Race 1

MELBOURNE EVERY BIT DIFFERENT

ASBK Round 1

Date: 21/02/26
Event: R04
Weather: Overcast - Temp: 23.5C
Track: Dry - Temp: 34.7C

Started at: 12:00:59
Laps: 11
Starters:
Posted at: 12:41 PM

PROVISIONAL RACE INFORMATION

Time	Description
11:58:15	WARM UP LAP STARTED
12:00:59	Event Start
12:04:51	NO JUMP STARTS
12:17:54	Chequered Flag

The results are provisional until the expiration of the time limit for protests and appeals.

Scott Lang

Chief Timekeeper - Scott Lang

Gary Bleazby

Clerk of Course - Gary Bleazby



www.computime.com.au
COMPUTIME RACE TIMING SYSTEMS PTY LTD

