



PHILLIP ISLAND 2026



MELBOURNE EVERY BIT DIFFERENT

ASBK Round 1

KAWASAKI SUPERSPORT / NEXT GEN

Race 2

Date: 21/02/26
 Event: R05
 Weather: Overcast - Temp: 23.6C
 Track: Dry - Temp: 46.5C

Started at: 13:36:04
 Laps: 10
 Starters: 22
 Posted at: 1:58 PM

PROVISIONAL CLASSIFICATION (by Class)

Pos	No	Name	Class	Machine	Laps	Race Time	Behind Leader	Behind Prev	Fastest Lap	On Lap
SS class										
1	21	Roberto TAMBURINI (ITA) / Addicted to Track / Pirelli	SS	Yamaha YZF-R6	10	16:02.795			1:35.455	10
2	49	Jake FARNSWORTH (NSW) / Worth Racing / PirelliMoto / Yamaha YRD / Kingsdene Automotive	SS	Yamaha YZF-R6	10	16:04.124	1.329	1.329	1:35.432	4
3	48	Valentino KNEZOVIC (NSW) / Addicted to Track / Billetta Imports / Club Ryde Ex / FuSport Boots	SS	Yamaha YZF-R6	10	16:09.497	6.702	5.373	1:35.566	2
4	37	Marianos NIKOLIS (NSW) / MotoGo Yamaha Racing Team / Hellenic Club Canberra / Alpinestars / Michelin	SS	Yamaha YZF-R6	10	16:21.744	18.949	12.247	1:37.045	10
5	39	Scott NICHOLSON (VIC) / Team BWR / Michelin / Gas Imports	SS	Yamaha YZF-R6	10	16:22.771	19.976	1.027	1:36.725	5
6	59	Sam DRANE (NSW) / Estenson Racing / Monster Army / Yamaha / Revit	SS	Yamaha YZF-R6	10	16:23.479	20.684	.708	1:37.048	6
7	51	Sam PEZZETTA (SA) / Global Axis Import Solutions / DAZL / RK Carpentry / Pezzetta Cleaning Services	SS	Yamaha YZF-R6	10	16:33.539	30.744	10.060	1:38.227	7
8	33	Jordy SIMPSON (SA) / Yamaha Australia / YRD / Simpson Crash / Simpson Signs	SS	Yamaha YZF-R6	10	16:34.140	31.345	.601	1:38.248	9
9	28	Josh SODERLAND (NSW) / Smash Brand Group EGX Logistics 4SR Leathers Sooderland M-c Supplies	SS	Yamaha YZF-R6	10	16:36.697	33.902	2.557	1:38.605	7
10	27	Ghage PLOWMAN (SA) / The Print Market / National Auto Service / Cannelle Fine Foods / SM Fabrications	SS	Yamaha YZF-R6	10	16:49.200	46.405	12.503	1:39.327	6
11	31	Haydn FORDYCE (QLD) / Vanilla Rentals / Laidley Landscaping	SS	Yamaha YZF-R6	10	16:49.533	46.738	.333	1:39.608	9
12	53	Lauchy WILLIAMS (WA) / Stop & Seal / McMartin Racing / Onyabike Adventures / Gajawari KW	SS	Yamaha YZF-R6	10	16:50.369	47.574	.836	1:39.567	8
13	65	Will NASSIF (NSW) / Gow Racing / Alpinestars / Jacmar	SS	Yamaha YZF-R6	10	16:55.145	52.350	4.776	1:36.820	2
14	98	Tianhao ZHAO (VIC) / Moto Ridenow / Fast Freddie's / Argo Hire	SS	Yamaha YZF-R6	10	16:59.503	56.708	4.358	1:40.162	4
15	92	Shaun O'NEILL (VIC) / O'Neillz / Dynoverks / IRT	SS	Yamaha YZF-R6	10	17:14.090	1:11.295	14.587	1:42.015	2
16	87	Brock QUINLAN (SA) / Unitek Racing / Hoey Racing / Michelin / FuSport	SS	Yamaha YZF-R6	10	17:22.104	1:19.309	8.014	1:42.683	9
17	23	Anthony CHIODO (NSW) / Addicted to Track / Honda	SS	Honda CBR RR	9	16:11.376	1 Lap		1:44.921	2
DNF	2	Oliver SHORT (VIC) / Team BWR / Michelin / Gas Imports	SS	Yamaha YZF-R6	6	10:10.681	3 Laps		1:40.448	5

NG class										
1	71	Tom EDWARDS (NSW) / BC Performance Racing / Kawasaki / Long Wall Haul / Nautical Pools	NG	Kawasaki ZX6R	10	16:03.783			1:35.240	7
2	45	Oilly SIMPSON (SA) / DesmoSport Ducati	NG	Ducati V2	10	16:03.828	1.033	.045	1:35.644	6
3	279	Hayden NELSON (NSW) / BC Performance Racing / Kawasaki Aust. / LandscapeSupplies.com / Maxim Air-con	NG	Kawasaki ZX6R	10	16:03.835	1.040	.007	1:35.581	8
4	7	Tom TOPARIS (NSW) / Stop & Seal / Alpinestars / Leda / Michelin	NG	Ducati V2	10	16:04.242	1.447	.407	1:35.611	5

Fastest Lap was 1:35.240 by 71 Tom EDWARDS (NSW)

Current race lap record for SS class - 1:34.682 by Jonathan NAHLOUS (NSW) on a Yamaha YZF-R6 set on 24/02/24

Current race lap record for NG class - 1:34.723 by Hayden NELSON (NSW) on a Kawasaki ZX6R set on 21/02/26

The results are provisional until the expiration of the time limit for protests and appeals.

Scott Lang
 Chief Timekeeper - Scott Lang

Gary Bleazby
 Clerk of Course - Gary Bleazby



www.computime.com.au
 COMPUTIME RACE TIMING SYSTEMS PTY LTD





PHILLIP ISLAND 2026



MELBOURNE EVERY BIT DIFFERENT

ASBK Round 1

KAWASAKI SUPERSPORT / NEXT GEN

Race 2

Date: 21/02/26
 Event: R05
 Weather: Overcast - Temp: 23.6C
 Track: Dry - Temp: 46.5C

Started at: 13:36:04
 Laps: 10
 Starters: 22
 Posted at: 1:58 PM

PROVISIONAL LAP TIMES (by Class)

No	Name	Lap 1	Lap 2	Lap 3	Lap 4	Lap 5	Lap 6	Lap 7	Lap 8	Lap 9	Lap 10
SS class											
2	Oliver SHORT (VIC)	1:47.459	1:40.576	1:40.733	1:40.647	1:40.448	1:40.818				
21	Roberto TAMBURINI (ITA)	1:41.554	1:35.586	1:35.510	1:35.913	1:35.760	1:35.775	1:35.708	1:35.827	1:35.707	1:35.455
23	Anthony CHIODO (NSW)	1:52.398	1:44.921	1:45.196	1:45.822	1:45.982	1:45.757	1:45.232	1:54.397	1:51.671	
27	Ghage PLOWMAN (SA)	1:46.097	1:46.798	1:40.323	1:39.618	1:39.398	1:39.327	1:39.446	1:39.377	1:39.370	1:39.446
28	Josh SODERLAND (NSW)	1:44.653	1:39.721	1:38.919	1:38.820	1:40.409	1:38.785	1:38.605	1:38.746	1:38.956	1:39.083
31	Haydn FORDYCE (QLD)	1:47.503	1:40.489	1:40.542	1:40.696	1:40.408	1:40.336	1:39.990	1:40.116	1:39.608	1:39.845
33	Jordy SIMPSON (SA)	1:45.277	1:39.056	1:38.830	1:38.851	1:38.784	1:38.811	1:38.388	1:38.614	1:38.248	1:39.281
37	Marianos NIKOLIS (NSW)	1:44.309	1:37.929	1:37.873	1:37.091	1:37.184	1:37.069	1:37.134	1:37.986	1:38.124	1:37.045
39	Scott NICHOLSON (VIC)	1:44.801	1:37.839	1:37.713	1:37.740	1:36.725	1:36.801	1:36.906	1:38.032	1:38.040	1:38.174
48	Valentino KNEZOVIC (NSW)	1:42.879	1:35.566	1:35.613	1:36.126	1:36.055	1:36.083	1:36.091	1:36.706	1:36.818	1:37.560
49	Jake FARNSWORTH (NSW)	1:42.027	1:35.439	1:35.963	1:35.432	1:35.817	1:35.817	1:35.863	1:35.519	1:36.063	1:36.184
51	Sam PEZZETTA (SA)	1:45.780	1:38.658	1:38.745	1:38.423	1:38.578	1:38.531	1:38.227	1:38.833	1:38.881	1:38.883
53	Lauchy WILLIAMS (WA)	1:48.138	1:40.294	1:40.337	1:40.563	1:40.474	1:41.017	1:39.948	1:39.567	1:40.315	1:39.716
59	Sam DRANE (NSW)	1:44.002	1:38.327	1:37.421	1:37.935	1:37.477	1:37.048	1:37.173	1:37.431	1:38.105	1:38.560
65	Will NASSIF (NSW)	1:43.453	1:36.820	1:37.561	1:37.136	1:37.556	1:37.864	1:38.133	1:38.011	1:38.097	2:10.514
87	Brock QUINLAN (SA)	1:50.492	1:43.248	1:43.566	1:44.195	1:43.800	1:43.889	1:43.784	1:43.155	1:42.683	1:43.292
92	Shaun O'NEILL (VIC)	1:49.269	1:42.015	1:42.610	1:42.621	1:42.482	1:42.692	1:42.599	1:44.055	1:43.128	1:42.619
98	Tianhao ZHAO (VIC)	1:47.848	1:40.406	1:41.100	1:40.162	1:40.749	1:41.326	1:40.741	1:41.982	1:42.438	1:42.751
NG class											
7	Tom TOPARIS (NSW)	1:41.732	1:35.637	1:36.352	1:35.726	1:35.611	1:35.828	1:35.960	1:35.631	1:35.963	1:35.802
45	Olly SIMPSON (SA)	1:40.786	1:35.828	1:35.651	1:36.026	1:35.943	1:35.644	1:35.683	1:35.957	1:36.015	1:36.295
71	Tom EDWARDS (NSW)	1:41.064	1:35.811	1:35.480	1:35.679	1:36.204	1:36.335	1:35.240	1:35.799	1:35.654	1:36.517
279	Hayden NELSON (NSW)	1:41.111	1:35.954	1:36.477	1:35.636	1:35.588	1:35.944	1:35.670	1:35.581	1:35.591	1:36.283

The results are provisional until the expiration of the time limit for protests and appeals.

Scott Lang
 Chief Timekeeper - Scott Lang

Gary Bleazby
 Clerk of Course - Gary Bleazby



www.computime.com.au
 COMPUTIME RACE TIMING SYSTEMS PTY LTD



KAWASAKI SUPERSPORT / NEXT GEN

Race 2

Date: 21/02/26
Event: R05
Weather: Overcast - Temp: 23.6C
Track: Dry - Temp: 46.5C

Started at: 13:36:04
Laps: 10
Starters: 22
Posted at: 1:58 PM

PROVISIONAL SECTOR TIMES (by Class)

Lap	Sector 1	Sector 2	Sector 3	Sector 4	Lap Time	Spd	Lap	Sector 1	Sector 2	Sector 3	Sector 4	Lap Time	Spd
2 Oliver SHORT (VIC) (DNF)							2	<u>26.127</u>	32.970	16.375	31.326	1:46.798	253
1	33.902	26.522	15.944	31.091	1:47.459	199	3	26.498	26.579	16.211	31.035	1:40.323	244
2	26.770	<u>26.302</u>	16.276	31.228	1:40.576	245	4	26.649	26.145	16.060	30.764	1:39.618	242
3	26.955	26.495	16.135	31.148	1:40.733	239	5	26.359	26.237	16.012	30.790	1:39.398	243
4	<u>26.746</u>	26.783	16.010	<u>31.108</u>	1:40.647	243	6	26.414	<u>26.100</u>	<u>15.882</u>	30.931	<u>1:39.327</u>	245
5	26.906	26.568	<u>15.832</u>	31.142	<u>1:40.448</u>	246	7	26.263	26.664	15.911	<u>30.608</u>	1:39.446	250
6	27.005	26.364	15.962	31.487	1:40.818	241	8	26.270	26.130	16.045	30.932	1:39.377	252
7 Tom TOPARIS (NSW) (6th)							9	26.459	26.152	15.916	30.843	1:39.370	246
1	31.087	25.690	15.319	29.636	1:41.732	199	10	26.549	26.205	15.964	30.728	1:39.446	248
2	25.264	25.377	15.346	29.650	1:35.637	271	28 Josh SODERLAND (NSW) (13th)						
3	25.653	25.305	15.417	29.977	1:36.352	268	1	32.597	26.089	15.640	30.327	1:44.653	197
4	25.511	25.404	<u>15.173</u>	<u>29.638</u>	1:35.726	270	2	<u>26.211</u>	27.044	15.736	30.730	1:39.721	248
5	<u>25.257</u>	25.370	15.322	29.662	<u>1:35.611</u>	269	3	26.587	26.186	15.911	<u>30.235</u>	1:38.919	244
6	25.420	25.535	15.194	29.679	1:35.828	270	4	26.658	26.006	<u>15.699</u>	30.457	1:38.820	253
7	25.462	25.507	15.232	29.759	1:35.960	271	5	26.388	27.535	16.000	30.486	1:40.409	253
8	25.268	<u>25.277</u>	15.184	29.902	1:35.631	268	6	26.489	25.876	15.992	30.428	1:38.785	240
9	25.375	25.432	15.289	29.867	1:35.963	266	7	26.353	25.992	15.828	30.432	<u>1:38.605</u>	241
10	25.411	25.389	15.325	29.677	1:35.802	264	8	26.518	<u>25.705</u>	15.923	30.600	1:38.746	239
21 Roberto TAMBURINI (ITA) (1st)							9	26.471	25.811	15.906	30.768	1:38.956	239
1	30.985	25.498	15.333	29.738	1:41.554	194	10	26.465	25.969	16.005	30.644	1:39.083	238
2	25.280	25.383	15.318	<u>29.605</u>	1:35.586	262	31 Haydn FORDYCE (QLD) (15th)						
3	25.283	25.326	<u>15.255</u>	29.646	1:35.510	263	1	33.365	26.816	15.982	31.340	1:47.503	201
4	25.325	25.383	15.295	29.910	1:35.913	262	2	26.465	26.697	15.970	31.357	1:40.489	255
5	25.288	25.449	15.289	29.734	1:35.760	260	3	26.603	26.631	15.953	31.355	1:40.542	252
6	25.399	25.290	15.310	29.776	1:35.775	255	4	26.467	26.755	15.931	31.543	1:40.696	249
7	<u>25.232</u>	25.192	15.297	29.987	1:35.708	261	5	26.584	26.517	15.944	31.363	1:40.408	249
8	25.387	25.431	15.266	29.743	1:35.827	257	6	26.779	26.518	15.973	31.066	1:40.336	248
9	25.565	25.211	15.313	29.618	1:35.707	262	7	26.456	26.404	15.992	31.138	1:39.990	248
10	25.422	<u>25.052</u>	15.312	29.669	<u>1:35.455</u>	256	8	26.573	<u>26.344</u>	15.879	31.320	1:40.116	248
23 Anthony CHIODO (NSW) (21th)							9	<u>26.380</u>	26.431	15.901	<u>30.896</u>	<u>1:39.608</u>	248
1	4:04.653	25.772	12.884	39.206	5:22.515		10	26.677	26.477	<u>15.791</u>	30.900	1:39.845	249
2					1:45.822		33 Jordy SIMPSON (SA) (12th)						
3	27.751	27.364	16.565	34.302	1:45.982		1	32.487	26.550	15.706	30.534	1:45.277	199
4		55.066	16.669	34.022	1:45.757		2	26.242	25.973	15.743	31.098	1:39.056	258
5	27.653	27.380	16.555	<u>33.644</u>	1:45.232		3	26.283	26.066	15.797	30.684	1:38.830	254
6		54.618	<u>16.405</u>	43.374	1:54.397		4	26.485	26.092	15.674	30.600	1:38.851	249
7	<u>27.305</u>	<u>27.073</u>	16.504	40.789	1:51.671		5	26.288	26.055	15.881	30.560	1:38.784	255
27 Ghage PLOWMAN (SA) (14th)							6	26.264	26.017	15.693	30.837	1:38.811	253
1	33.262	26.415	15.822	30.598	1:46.097	195	7	<u>26.092</u>	25.981	15.727	30.588	1:38.388	252
							8	26.237	26.014	15.709	30.654	1:38.614	252

Chief Timekeeper - Scott Lang

Clerk of Course - Gary Bleazby



KAWASAKI SUPERSPORT / NEXT GEN

Race 2

Date: 21/02/26
Event: R05
Weather: Overcast - Temp: 23.6C
Track: Dry - Temp: 46.5C

Started at: 13:36:04
Laps: 10
Starters: 22
Posted at: 1:58 PM

PROVISIONAL SECTOR TIMES (by Class)

Lap	Sector 1	Sector 2	Sector 3	Sector 4	Lap Time	Spd	Lap	Sector 1	Sector 2	Sector 3	Sector 4	Lap Time	Spd
9	26.129	26.044	15.657	30.418	1:38.248	252	4	25.311	25.479	15.359	29.977	1:36.126	259
10	26.750	25.853	15.712	30.966	1:39.281	249	5	25.331	25.357	15.322	30.045	1:36.055	254
							6	25.442	25.406	15.227	30.008	1:36.083	253
							7	25.358	25.287	15.340	30.106	1:36.091	252
37 Marianos NIKOLIS (NSW) (8th)							8	25.481	25.538	15.491	30.196	1:36.706	252
1	31.387	26.988	15.547	30.387	1:44.309		9	25.578	25.462	15.530	30.248	1:36.818	250
2	25.689	26.099	15.691	30.450	1:37.929		10	25.600	25.641	15.866	30.453	1:37.560	249
3	25.884	26.102	15.435	30.452	1:37.873								
4	25.573	25.780	15.519	30.219	1:37.091								
5	25.579	25.728	15.603	30.274	1:37.184								
6	25.691	25.595	15.505	30.278	1:37.069		49 Jake FARNSWORTH (NSW) (5th)						
7	25.562	25.850	15.468	30.254	1:37.134		1	31.538	25.421	15.422	29.646	1:42.027	194
8	25.924	26.092	15.432	30.538	1:37.986		2	25.337	25.274	15.322	29.506	1:35.439	265
9	26.314	25.759	15.522	30.529	1:38.124		3	25.347	25.349	15.392	29.875	1:35.963	269
10	25.844	25.583	15.399	30.219	1:37.045		4	25.491	25.073	15.304	29.564	1:35.432	259
							5	25.345	25.238	15.352	29.882	1:35.817	261
							6	25.472	25.436	15.317	29.592	1:35.817	265
							7	25.722	25.142	15.319	29.680	1:35.863	257
39 Scott NICHOLSON (VIC) (9th)							8	25.415	25.193	15.238	29.673	1:35.519	260
1	32.213	26.318	15.636	30.634	1:44.801	203	9	25.710	25.487	15.277	29.589	1:36.063	266
2	25.746	25.819	15.898	30.376	1:37.839	259	10	25.418	25.430	15.309	30.027	1:36.184	265
3	25.793	26.033	15.629	30.258	1:37.713	259							
4	25.744	25.965	15.660	30.371	1:37.740	257							
5	25.494	25.537	15.545	30.149	1:36.725	256	51 Sam PEZZETTA (SA) (11th)						
6	25.562	25.517	15.528	30.194	1:36.801	257	1	33.057	26.378	15.808	30.537	1:45.780	194
7	25.629	25.447	15.481	30.349	1:36.906	261	2	26.152	26.250	15.749	30.507	1:38.658	257
8	25.945	25.694	15.671	30.722	1:38.032	251	3	26.239	26.286	15.668	30.552	1:38.745	254
9	26.093	25.780	15.657	30.510	1:38.040	249	4	26.297	25.869	15.678	30.579	1:38.423	249
10	26.212	25.854	15.551	30.557	1:38.174	250	5	26.249	26.000	15.680	30.649	1:38.578	249
							6	26.242	25.959	15.702	30.628	1:38.531	248
							7	26.020	25.857	15.751	30.599	1:38.227	248
45 Olly SIMPSON (SA) (3rd)							8	26.183	26.229	15.683	30.738	1:38.833	248
1	30.461	25.124	15.290	29.911	1:40.786	201	9	26.231	26.129	15.754	30.767	1:38.881	248
2	25.462	25.165	15.280	29.921	1:35.828	258	10	26.256	26.082	15.781	30.764	1:38.883	248
3	25.364	25.063	15.298	29.926	1:35.651	257							
4	25.553	25.246	15.331	29.896	1:36.026	257							
5	25.415	25.402	15.240	29.886	1:35.943	263	53 Lauchy WILLIAMS (WA) (16th)						
6	25.289	25.120	15.311	29.924	1:35.644	262	1	34.121	27.093	16.028	30.896	1:48.138	203
7	25.325	25.052	15.316	29.990	1:35.683	258	2	26.453	26.721	15.912	31.208	1:40.294	257
8	25.295	25.398	15.286	29.978	1:35.957	260	3	26.660	26.981	15.848	30.848	1:40.337	252
9	25.623	25.451	15.267	29.674	1:36.015	258	4	26.557	26.835	15.893	31.278	1:40.563	251
10	25.416	25.590	15.096	30.193	1:36.295	269	5	26.767	26.620	15.826	31.261	1:40.474	248
							6	26.900	26.915	16.064	31.138	1:41.017	247
							7	26.507	26.439	16.023	30.979	1:39.948	246
48 Valentino KNEZOVIC (NSW) (7th)							8	26.289	26.267	15.853	31.158	1:39.567	247
1	31.681	25.706	15.339	30.153	1:42.879	203	9	26.385	26.757	16.028	31.145	1:40.315	249
2	25.228	25.260	15.172	29.906	1:35.566	255	10	26.249	26.583	15.840	31.044	1:39.716	249
3	25.247	25.268	15.238	29.860	1:35.613	254							

Chief Timekeeper - Scott Lang

Clerk of Course - Gary Bleazby



KAWASAKI SUPERSPORT / NEXT GEN
Race 2


 Date: 21/02/26
 Event: R05
 Weather: Overcast - Temp: 23.6C
 Track: Dry - Temp: 46.5C


 Started at: 13:36:04
 Laps: 10
 Starters: 22
 Posted at: 1:58 PM

PROVISIONAL SECTOR TIMES (by Class)

Lap	Sector 1	Sector 2	Sector 3	Sector 4	Lap Time	Spd	Lap	Sector 1	Sector 2	Sector 3	Sector 4	Lap Time	Spd
59 Sam DRANE (NSW) (10th)							7	27.653	27.380	16.555	32.196	1:43.784	244
1	32.086	26.131	15.490	30.295	1:44.002	201	8	27.439	27.179	16.405	32.132	1:43.155	243
2	25.761	26.481	15.694	30.391	1:38.327	257	9	27.305	27.073	16.504	31.801	1:42.683	243
3	25.675	25.924	15.487	30.335	1:37.421	260	10	27.420	27.298	16.425	32.149	1:43.292	243
4	25.873	26.315	15.655	30.092	1:37.935	252	92 Shaun O'NEILL (VIC) (19th)						
5	25.659	26.151	15.534	30.133	1:37.477	256	1	34.253	27.476	16.148	31.392	1:49.269	202
6	25.765	25.799	15.410	30.074	1:37.048	258	2	26.953	27.459	16.246	31.357	1:42.015	241
7	25.715	25.735	15.382	30.341	1:37.173	257	3	27.432	27.612	16.369	31.197	1:42.610	239
8	25.646	25.988	15.715	30.082	1:37.431	257	4	27.242	27.366	16.385	31.628	1:42.621	243
9	26.159	26.360	15.469	30.117	1:38.105	255	5	27.315	27.462	16.226	31.479	1:42.482	236
10	26.016	25.942	15.663	30.939	1:38.560	261	6	27.311	27.380	16.395	31.606	1:42.692	235
65 Will NASSIF (NSW) (17th)							7	27.280	27.345	16.326	31.648	1:42.599	234
1	32.076	26.031	15.483	29.863	1:43.453	201	8	27.338	28.638	16.341	31.738	1:44.055	234
2	25.739	25.466	15.528	30.087	1:36.820	255	9	27.708	27.243	16.405	31.772	1:43.128	235
3	25.742	25.730	15.761	30.328	1:37.561	251	10	27.297	27.267	16.305	31.750	1:42.619	234
4	25.878	25.443	15.622	30.193	1:37.136	251	98 Tianhao ZHAO (VIC) (18th)						
5	26.052	25.488	15.618	30.398	1:37.556	250	1	33.748	26.941	15.878	31.281	1:47.848	199
6	26.069	25.674	15.648	30.473	1:37.864	249	2	26.585	26.541	15.992	31.288	1:40.406	247
7	25.976	25.850	15.853	30.454	1:38.133	250	3	27.176	26.901	15.882	31.141	1:41.100	247
8	26.274	26.060	15.502	30.175	1:38.011	250	4	26.503	26.703	16.033	30.923	1:40.162	244
9	26.228	26.327	15.552	29.990	1:38.097	251	5	27.053	26.524	15.892	31.280	1:40.749	252
10	25.964	25.925	15.566	1:03.059	2:10.514	254	6	26.801	26.847	15.915	31.763	1:41.326	248
71 Tom EDWARDS (NSW) (2nd)							7	26.639	26.808	15.944	31.350	1:40.741	247
1	30.579	25.548	15.225	29.712	1:41.064	196	8	27.125	26.903	16.153	31.801	1:41.982	240
2	25.409	25.174	15.268	29.960	1:35.811	265	9	26.932	26.965	16.521	32.020	1:42.438	238
3	25.311	25.325	15.233	29.611	1:35.480	260	10	27.159	27.315	16.156	32.121	1:42.751	236
4	25.350	25.207	15.260	29.862	1:35.679	262	279 Hayden NELSON (NSW) (4th)						
5	25.489	25.336	15.355	30.024	1:36.204	254	1	30.724	25.548	15.304	29.535	1:41.111	194
6	25.709	25.476	15.272	29.878	1:36.335	256	2	25.506	25.286	15.383	29.779	1:35.954	259
7	25.101	25.251	15.154	29.734	1:35.240	264	3	25.554	25.456	15.419	30.048	1:36.477	263
8	25.285	25.359	15.301	29.854	1:35.799	262	4	25.601	25.277	15.303	29.455	1:35.636	265
9	25.279	25.225	15.356	29.794	1:35.654	262	5	25.408	25.305	15.370	29.505	1:35.588	260
10	25.577	25.303	15.240	30.397	1:36.517	253	6	25.528	25.501	15.267	29.648	1:35.944	268
87 Brock QUINLAN (SA) (20th)							7	25.445	25.389	15.305	29.531	1:35.670	266
1	34.032	28.194	16.302	31.964	1:50.492	204	8	25.467	25.266	15.248	29.600	1:35.581	259
2	27.283	27.314	16.439	32.212	1:43.248	249	9	25.449	25.411	15.246	29.485	1:35.591	271
3	27.334	27.445	16.578	32.209	1:43.566	249	10	25.512	25.294	15.171	30.306	1:36.283	258
4	27.634	27.440	16.716	32.405	1:44.195	245							
5	27.751	27.364	16.565	32.120	1:43.800	244							
6	27.571	27.495	16.669	32.154	1:43.889	244							

The results are provisional until the expiration of the time limit for protests and appeals.


 Chief Timekeeper - Scott Lang


 Clerk of Course - Gary Bleazby




PHILLIP ISLAND 2026



MELBOURNE
EVERY BIT DIFFERENT

ASBK Round 1

KAWASAKI SUPERSPORT / NEXT GEN

Race 2

Date: 21/02/26
Event: R05
Weather: Overcast - Temp: 23.6C
Track: Dry - Temp: 46.5C

Started at: 13:36:04
Laps: 10
Starters: 22
Posted at: 1:58 PM

PROVISIONAL FASTEST LAPS SEQUENCE (by Class)

Lap	Race Pos	No	Name	Machine	Fastest Lap	On Lap
SS class						
1	1	21	Roberto TAMBURINI (ITA)	Yamaha YZF-R6	1:41.554	1
2	1	21	Roberto TAMBURINI (ITA)	Yamaha YZF-R6	1:35.586	2
2	2	49	Jake FARNSWORTH (NSW)	Yamaha YZF-R6	1:35.439	2
4	2	49	Jake FARNSWORTH (NSW)	Yamaha YZF-R6	1:35.432	4
NG class						
1	1	45	Olly SIMPSON (SA)	Ducati V2	1:40.786	1
2	1	45	Olly SIMPSON (SA)	Ducati V2	1:35.828	2
2	2	71	Tom EDWARDS (NSW)	Kawasaki ZX6R	1:35.811	2
2	4	7	Tom TOPARIS (NSW)	Ducati V2	1:35.637	2
3	2	71	Tom EDWARDS (NSW)	Kawasaki ZX6R	1:35.480	3
7	2	71	Tom EDWARDS (NSW)	Kawasaki ZX6R	1:35.240	7

The results are provisional until the expiration of the time limit for protests and appeals.

Scott Lang
Chief Timekeeper - Scott Lang

Gary Bleazby
Clerk of Course - Gary Bleazby



www.computime.com.au
COMPUTIME RACE TIMING SYSTEMS PTY LTD





PHILLIP ISLAND 2026



MELBOURNE EVERY BIT DIFFERENT

ASBK Round 1

KAWASAKI SUPERSPORT / NEXT GEN

Race 2

Date: 21/02/26
 Event: R05
 Weather: Overcast - Temp: 23.6C
 Track: Dry - Temp: 46.5C

Started at: 13:36:04
 Laps: 10
 Starters: 22
 Posted at: 1:58 PM

PROVISIONAL LAP SHEET (by Class)

No	Lap Time	Gap	No	Lap Time	Gap	No	Lap Time	Gap	No	Lap Time	Gap	No	Lap Time	Gap
Lap 1			23	1:44.921	20.705	87	1:44.195	33.467	92	1:42.692	41.811	87	1:43.155	1:04.611
45	1:40.786		Lap 3			23	1:45.822	40.303	87	1:43.889	49.312	23	1:54.397	1:28.187
71	1:41.064	.278	45	1:35.651		Lap 5			23	1:45.757	1:00.198	Lap 9		
279	1:41.111	.325	71	1:35.480	.090	45	1:35.943		Lap 7			71	1:35.654	
21	1:41.554	.768	21	1:35.510	.385	71	1:36.204	.004	45	1:35.683		21	1:35.707	.074
7	1:41.732	.946	49	1:35.963	1.164	21	1:35.760	.089	21	1:35.708	.245	45	1:36.015	.267
49	1:42.027	1.241	279	1:36.477	1.277	49	1:35.817	.444	71	1:35.240	.252	279	1:35.591	.286
48	1:42.879	2.093	7	1:36.352	1.456	279	1:35.588	.532	49	1:35.863	.797	49	1:36.063	.674
65	1:43.453	2.667	48	1:35.613	1.793	7	1:35.611	.824	279	1:35.670	.819	7	1:35.963	1.174
59	1:44.002	3.216	65	1:37.561	5.569	48	1:36.055	2.005	7	1:35.960	1.285	48	1:36.818	4.671
37	1:44.309	3.523	59	1:37.421	7.485	65	1:37.556	8.292	48	1:36.091	2.852	39	1:38.040	17.331
28	1:44.653	3.867	37	1:37.873	7.846	37	1:37.184	10.152	65	1:38.133	12.962	65	1:38.097	17.365
39	1:44.801	4.015	39	1:37.713	8.088	39	1:36.725	10.584	39	1:36.906	12.964	37	1:38.124	17.433
33	1:45.277	4.491	33	1:38.830	10.898	59	1:37.477	10.928	37	1:37.134	13.028	59	1:38.105	17.653
51	1:45.780	4.994	51	1:38.745	10.918	51	1:38.578	15.950	59	1:37.173	13.822	51	1:38.881	27.390
27	1:46.097	5.311	28	1:38.919	11.028	33	1:38.784	16.564	51	1:38.227	21.381	33	1:38.248	27.593
2	1:47.459	6.673	31	1:40.542	16.269	28	1:40.409	18.288	33	1:38.388	22.436	28	1:38.956	30.348
31	1:47.503	6.717	2	1:40.733	16.503	31	1:40.408	25.404	28	1:38.605	24.351	31	1:39.608	42.422
98	1:47.848	7.062	53	1:40.337	16.504	53	1:40.474	25.572	31	1:39.990	34.403	27	1:39.370	42.488
53	1:48.138	7.352	98	1:41.100	17.089	2	1:40.448	25.629	53	1:39.948	35.210	53	1:40.315	43.387
92	1:49.269	8.483	27	1:40.323	20.953	98	1:40.749	26.031	27	1:39.446	35.446	98	1:42.438	49.486
87	1:50.492	9.706	92	1:42.610	21.629	27	1:39.398	28.000	98	1:40.741	36.771	92	1:43.128	1:04.205
23	1:52.398	11.612	87	1:43.566	25.041	92	1:42.482	34.763	92	1:42.599	48.727	87	1:42.683	1:11.546
Lap 2			23	1:45.196	30.250	87	1:43.800	41.067	87	1:43.784	57.413	Lap 10		
45	1:35.828		Lap 4			23	1:45.982	50.085	23	1:45.232	1:09.747	21	1:35.455	
71	1:35.811	.261	71	1:35.679		Lap 6			Lap 8			71	1:36.517	.988
279	1:35.954	.451	45	1:36.026	.257	45	1:35.644		45	1:35.957		45	1:36.295	1.033
21	1:35.586	.526	21	1:35.913	.529	21	1:35.775	.220	71	1:35.799	.094	279	1:36.283	1.040
7	1:35.637	.755	49	1:35.432	.827	49	1:35.817	.617	21	1:35.827	.115	49	1:36.184	1.329
49	1:35.439	.852	279	1:35.636	1.144	71	1:36.335	.695	49	1:35.519	.359	7	1:35.802	1.447
48	1:35.566	1.831	7	1:35.726	1.413	279	1:35.944	.832	279	1:35.581	.443	48	1:37.560	6.702
65	1:36.820	3.659	48	1:36.126	2.150	7	1:35.828	1.008	7	1:35.631	.959	23	1:51.671	1 lap
37	1:37.929	5.624	65	1:37.136	6.936	48	1:36.083	2.444	48	1:36.706	3.601	37	1:37.045	18.949
59	1:38.327	5.715	37	1:37.091	9.168	65	1:37.864	10.512	65	1:38.011	15.016	39	1:38.174	19.976
39	1:37.839	6.026	59	1:37.935	9.651	37	1:37.069	11.577	39	1:38.032	15.039	59	1:38.560	20.684
33	1:39.056	7.719	39	1:37.740	10.059	39	1:36.801	11.741	37	1:37.986	15.057	51	1:38.883	30.744
28	1:39.721	7.760	51	1:38.423	13.572	59	1:37.048	12.332	59	1:37.431	15.296	33	1:39.281	31.345
51	1:38.658	7.824	33	1:38.851	13.980	51	1:38.531	18.837	51	1:38.833	24.257	28	1:39.083	33.902
31	1:40.489	11.378	28	1:38.820	14.079	33	1:38.811	19.731	33	1:38.614	25.093	27	1:39.446	46.405
2	1:40.576	11.421	31	1:40.696	21.196	28	1:38.785	21.429	28	1:38.746	27.140	31	1:39.845	46.738
98	1:40.406	11.640	53	1:40.563	21.298	31	1:40.336	30.096	31	1:40.116	38.562	53	1:39.716	47.574
53	1:40.294	11.818	2	1:40.647	21.381	2	1:40.818	30.803	53	1:39.567	38.820	65	2:10.514	52.350
92	1:42.015	14.670	98	1:40.162	21.482	53	1:41.017	30.945	27	1:39.377	38.866	98	1:42.751	56.708
27	1:46.798	16.281	27	1:39.618	24.802	27	1:39.327	31.683	98	1:41.982	42.796	92	1:42.619	1:11.295
87	1:43.248	17.126	92	1:42.621	28.481	98	1:41.326	31.713	92	1:44.055	56.825	87	1:43.292	1:19.309

The results are provisional until the expiration of the time limit for protests and appeals.

Scott Lang
 Chief Timekeeper - Scott Lang

Gary Bleazby
 Clerk of Course - Gary Bleazby



www.computime.com.au
 COMPUTIME RACE TIMING SYSTEMS PTY LTD



KAWASAKI SUPERSPORT / NEXT GEN

Race 2


Date: 21/02/26
Event: R05
Weather: Overcast - Temp: 23.6C
Track: Dry - Temp: 46.5C

Started at: 13:36:04
Laps: 10
Starters: 22
Posted at: 1:58 PM


PROVISIONAL LAP CHART (by Class)

Name	Grid	1	2	3	4	5	6	7	8	9	10	Name
H. NELSON	279	45	45	45	71	45	45	45	45	71	21	R. TAMBURINI
R. TAMBURINI	21	71	71	71	45	71	21	21	71	21	71	T. EDWARDS
T. EDWARDS	71	279	279	21	21	21	49	71	21	45	45	O. SIMPSON
O. SIMPSON	45	21	21	49	49	49	71	49	49	279	279	H. NELSON
J. FARNSWORTH	49	7	7	279	279	279	279	279	279	49	49	J. FARNSWORTH
T. TOPARIS	7	49	49	7	7	7	7	7	7	7	7	T. TOPARIS
M. NIKOLIS	37	48	48	48	48	48	48	48	48	48	48	V. KNEZOVIC
W. NASSIF	65	65	65	65	65	65	65	65	65	39	37	M. NIKOLIS
S. DRANE	59	59	37	59	37	37	37	39	39	65	39	S. NICHOLSON
J. SODERLAND	28	37	59	37	59	39	39	37	37	37	59	S. DRANE
S. NICHOLSON	39	28	39	39	39	59	59	59	59	59	51	S. PEZZETTA
V. KNEZOVIC	48	39	33	33	51	51	51	51	51	51	33	J. SIMPSON
S. PEZZETTA	51	33	28	51	33	33	33	33	33	33	28	J. SODERLAND
G. PLOWMAN	27	51	51	28	28	28	28	28	28	28	27	G. PLOWMAN
J. SIMPSON	33	27	31	31	31	31	31	31	31	31	31	H. FORDYCE
H. FORDYCE	31	2	2	2	53	53	2	53	53	27	53	L. WILLIAMS
L. WILLIAMS	53	31	98	53	2	2	53	27	27	53	65	W. NASSIF
O. SHORT	2	98	53	98	98	98	27	98	98	98	98	T. ZHAO
T. ZHAO	98	53	92	27	27	27	98	92	92	92	92	S. O'NEILL
B. QUINLAN	87	92	27	92	92	92	92	87	87	87	87	B. QUINLAN
A. CHIDO	23	87	87	87	87	87	87	23	23	23		A. CHIDO
S. O'NEILL	92	23	23	23	23	23	23					

The results are provisional until the expiration of the time limit for protests and appeals.



Chief Timekeeper - Scott Lang



Clerk of Course - Gary Bleazby



KAWASAKI SUPERSPORT / NEXT GEN
Race 2


 Date: 21/02/26
 Event: R05
 Weather: Overcast - Temp: 23.6C
 Track: Dry - Temp: 46.5C


 Started at: 13:36:04
 Laps: 10
 Starters: 22
 Posted at: 1:58 PM

PROVISIONAL BEST SECTOR TIMES (by Class)

Pos	Sector 1		Sector 2		Sector 3		Sector 4		Lap		Ideal	Fastest	Diff
	Name	Time	Name	Time	Name	Time	Name	Time	Name	Time			
1	T. EDWARDS	25.101	R. TAMBURINI	25.052	O. SIMPSON	15.096	H. NELSON	29.455	T. EDWARDS	1:35.040	1:35.240	.200	
2	V. KNEZOVIC	25.228	O. SIMPSON	25.052	T. EDWARDS	15.154	J. FARNSWO	29.506	O. SIMPSON	1:35.111	1:35.644	.533	
3	R. TAMBURINI	25.232	J. FARNSWO	25.073	H. NELSON	15.171	R. TAMBURINI	29.605	R. TAMBURINI	1:35.144	1:35.455	.311	
4	T. TOPARIS	25.257	T. EDWARDS	25.174	V. KNEZOVIC	15.172	T. EDWARDS	29.611	J. FARNSWOR	1:35.154	1:35.432	.278	
5	O. SIMPSON	25.289	V. KNEZOVIC	25.260	T. TOPARIS	15.173	T. TOPARIS	29.638	H. NELSON	1:35.300	1:35.581	.281	
6	J. FARNSWO	25.337	H. NELSON	25.266	J. FARNSWO	15.238	O. SIMPSON	29.674	T. TOPARIS	1:35.345	1:35.611	.266	
7	H. NELSON	25.408	T. TOPARIS	25.277	R. TAMBURINI	15.255	V. KNEZOVIC	29.860	V. KNEZOVIC	1:35.520	1:35.566	.046	
8	S. NICHOLSO	25.494	W. NASSIF	25.443	S. DRANE	15.382	W. NASSIF	29.990	S. NICHOLSON	1:36.571	1:36.725	.154	
9	M. NIKOLIS	25.562	S. NICHOLSO	25.447	M. NIKOLIS	15.399	S. DRANE	30.074	W. NASSIF	1:36.674	1:36.820	.146	
10	S. DRANE	25.646	M. NIKOLIS	25.583	S. NICHOLSO	15.481	S. NICHOLSO	30.149	M. NIKOLIS	1:36.763	1:37.045	.282	
11	W. NASSIF	25.739	J. SODERLAN	25.705	W. NASSIF	15.502	M. NIKOLIS	30.219	S. DRANE	1:36.837	1:37.048	.211	
12	S. PEZZETTA	26.020	S. DRANE	25.735	J. SIMPSON	15.657	J. SODERLAN	30.235	J. SODERLAND	1:37.850	1:38.605	.755	
13	J. SIMPSON	26.092	J. SIMPSON	25.853	S. PEZZETTA	15.668	J. SIMPSON	30.418	J. SIMPSON	1:38.020	1:38.248	.228	
14	G. PLOWMAN	26.127	S. PEZZETTA	25.857	J. SODERLAN	15.699	S. PEZZETTA	30.507	S. PEZZETTA	1:38.052	1:38.227	.175	
15	J. SODERLAN	26.211	G. PLOWMAN	26.100	H. FORDYCE	15.791	G. PLOWMAN	30.608	G. PLOWMAN	1:38.717	1:39.327	.610	
16	L. WILLIAMS	26.249	L. WILLIAMS	26.267	L. WILLIAMS	15.826	L. WILLIAMS	30.848	L. WILLIAMS	1:39.190	1:39.567	.377	
17	H. FORDYCE	26.380	O. SHORT	26.302	O. SHORT	15.832	H. FORDYCE	30.896	H. FORDYCE	1:39.411	1:39.608	.197	
18	T. ZHAO	26.503	H. FORDYCE	26.344	T. ZHAO	15.882	T. ZHAO	30.923	T. ZHAO	1:39.832	1:40.162	.330	
19	O. SHORT	26.746	T. ZHAO	26.524	G. PLOWMAN	15.882	O. SHORT	31.108	O. SHORT	1:39.988	1:40.448	.460	
20	S. O'NEILL	26.953	B. QUINLAN	27.073	S. O'NEILL	16.226	S. O'NEILL	31.197	S. O'NEILL	1:41.619	1:42.015	.396	
21	B. QUINLAN	27.283	A. CHIODO	27.073	A. CHIODO	16.405	B. QUINLAN	31.801	B. QUINLAN	1:42.562	1:42.683	.121	
22	A. CHIODO	27.305	S. O'NEILL	27.243	B. QUINLAN	16.405	A. CHIODO	33.644	A. CHIODO	1:44.427	1:44.921	.494	

The results are provisional until the expiration of the time limit for protests and appeals.


 Chief Timekeeper - Scott Lang


 Clerk of Course - Gary Bleazby


AUSTRALIAN SUPERSPORT CHAMPIONSHIP
PROVISIONAL PROGRESSIVE ROUND POINTS (by Class)
AUSTRALIAN SUPERSPORT CHAMPIONSHIP


Pos	No	Name	Machine	Rnd 1 Pole	Rnd 1 Race 1	Rnd 1 Race 2	Total
1	21	Roberto TAMBURINI	Yamaha	1	25	25	51
2	48	Valentino KNEZOVIC	Yamaha		20	18	38
3	39	Scott NICHOLSON	Yamaha		16	16	32
4	59	Sam DRANE	Yamaha		17	15	32
5	51	Sam PEZZETTA	Yamaha		15	14	29
6	28	Josh SODERLAND	Yamaha		14	12	26
7	65	Will NASSIF	Yamaha		18	8	26
8	33	Jordy SIMPSON	Yamaha		12	13	25
9	27	Ghage PLOWMAN	Yamaha		13	11	24
10	31	Haydn FORDYCE	Yamaha		11	10	21
11	49	Jake FARNSWORTH	Yamaha			20	20
12	53	Lauchy WILLIAMS	Yamaha		9	9	18
13	37	Marianos NIKOLIS	Yamaha			17	17
14	98	Tianhao ZHAO	Yamaha		8	7	15
15	87	Brock QUINLAN	Yamaha		7	5	12
16	23	Anthony CHIODO	Honda		6	4	10
17	2	Oliver SHORT	Yamaha		10		10
18	92	Shaun O'NEILL	Yamaha			6	6


AUSTRALIAN SUPERSPORT - NEXT GEN CHAMPIONSHIP

Pos	No	Name	Machine	Rnd 1 Pole	Rnd 1 Race 1	Rnd 1 Race 2	Total
1	45	Oilly SIMPSON	Ducati		25	20	45
2	71	Tom EDWARDS	Kawasaki		18	25	43
3	279	Hayden NELSON	Kawasaki	1	20	18	39
4	7	Tom TOPARIS	Ducati		17	17	34

AUSTRALIAN SUPERSPORT / NEXT GEN - TEAMS CHAMPIONSHIP

Pos	No	Name	Rnd 1 Race 1	Rnd 1 Race 2	Total
1		BC Performance Racing	38	37	75
2		Addicted to Track	33	40	73
3		Stop & Seal	26	29	55
4		DesmoSport Ducati	25	18	43
5		Team BWR	28	14	42


 Chief Timekeeper - Scott Lang


 Clerk of Course - Gary Bleazby


AUSTRALIAN SUPERSPORT CHAMPIONSHIP
PROVISIONAL PROGRESSIVE CHAMPIONSHIP POINTS (by Class)
AUSTRALIAN SUPERSPORT CHAMPIONSHIP

Pos	No	Name	Machine	Rnd 1 Pole	Rnd 1 Race 1	Rnd 1 Race 2	Total
1	21	Roberto TAMBURINI	Yamaha	1	25	25	51
2	48	Valentino KNEZOVIC	Yamaha		20	18	38
3	59	Sam DRANE	Yamaha		17	15	32
4	39	Scott NICHOLSON	Yamaha		16	16	32
5	51	Sam PEZZETTA	Yamaha		15	14	29
6	65	Will NASSIF	Yamaha		18	8	26
7	28	Josh SODERLAND	Yamaha		14	12	26
8	33	Jordy SIMPSON	Yamaha		12	13	25
9	27	Ghage PLOWMAN	Yamaha		13	11	24
10	31	Haydn FORDYCE	Yamaha		11	10	21
11	49	Jake FARNSWORTH	Yamaha			20	20
12	53	Lauchy WILLIAMS	Yamaha		9	9	18
13	37	Marianos NIKOLIS	Yamaha			17	17
14	98	Tianhao ZHAO	Yamaha		8	7	15
15	87	Brock QUINLAN	Yamaha		7	5	12
16	2	Oliver SHORT	Yamaha		10		10
17	23	Anthony CHIODO	Honda		6	4	10
18	92	Shaun O'NEILL	Yamaha			6	6


AUSTRALIAN SUPERSPORT - NEXT GEN CHAMPIONSHIP

Pos	No	Name	Machine	Rnd 1 Pole	Rnd 1 Race 1	Rnd 1 Race 2	Total
1	45	Oilly SIMPSON	Ducati		25	20	45
2	71	Tom EDWARDS	Kawasaki		18	25	43
3	279	Hayden NELSON	Kawasaki	1	20	18	39
4	7	Tom TOPARIS	Ducati		17	17	34

AUSTRALIAN SUPERSPORT / NEXT GEN - TEAMS CHAMPIONSHIP

Pos	No	Name	Rnd 1 Race 1	Rnd 1 Race 2	Total
1		BC Performance Racing	38	37	75
2		Addicted to Track	33	40	73
3		Stop & Seal	26	29	55
4		DesmoSport Ducati	25	18	43
5		Team BWR	28	14	42


 Chief Timekeeper - Scott Lang


 Clerk of Course - Gary Bleazby




PHILLIP ISLAND 2026



MELBOURNE EVERY BIT DIFFERENT

ASBK Round 1

KAWASAKI SUPERSPORT / NEXT GEN

Race 2

Date: 21/02/26
Event: R05
Weather: Overcast - Temp: 23.6C
Track: Dry - Temp: 46.5C

Started at: 13:36:04
Laps: 10
Starters: 22
Posted at: 1:58 PM

PROVISIONAL RACE INFORMATION (by Class)

Table with 2 columns: Time, Description. Contains race event details from 13:23:02 to 13:53:41.

The results are provisional until the expiration of the time limit for protests and appeals.

Handwritten signature of Scott Lang

Chief Timekeeper - Scott Lang

Handwritten signature of Gary Bleazby

Clerk of Course - Gary Bleazby



www.computime.com.au
COMPUTIME RACE TIMING SYSTEMS PTY LTD

