

SW-MOTECH SUPERBIKE

Race 2

Started at: 09:50:00

Laps: 11


Starters: 23

Posted at: 10:29 AM


Date: 22/02/26
Event: R09
Weather: Overcast - Temp: 22.2C
Track: Mainly dry - Temp: 23.5C

PROVISIONAL SECTOR TIMES

Lap	Sector 1	Sector 2	Sector 3	Sector 4	Lap Time	Spd	Lap	Sector 1	Sector 2	Sector 3	Sector 4	Lap Time	Spd
1 Josh WATERS (VIC) (3rd)							8 Charles HOLDING (SA) (14th)						
1	29.950	25.022	15.510	31.059	1:41.541	221	1	34.198	27.673	16.834	32.975	1:51.680	222
2	24.326	24.606	15.224	30.317	1:34.473	303	2	26.631	26.883	16.566	32.393	1:42.473	283
3	24.253	24.500	15.072	29.824	1:33.649	303	3	26.251	26.453	16.367	32.040	1:41.111	284
4	24.196	24.437	15.095	29.558	1:33.286	304	4	26.048	26.364	16.280	31.836	1:40.528	286
5	24.150	24.492	15.002	29.365	1:33.009	304	5	26.079	26.381	15.982	30.993	1:39.435	287
6	24.146	24.389	14.968	29.195	1:32.698	304	6	26.087	26.187	15.868	31.054	1:39.196	282
7	24.146	24.332	14.984	28.706	1:32.168	303	7	25.684	26.965	16.039	30.291	1:38.979	288
8	24.162	24.331	14.868	28.631	1:31.992	305	8	25.790	25.659	15.786	30.388	1:37.623	286
9	24.055	24.430	14.924	28.587	1:31.996	305	9	26.409	25.655	15.716	30.468	1:38.248	285
10	24.124	24.407	14.933	28.799	1:32.263	306	10	25.346	25.760	15.727	30.378	1:37.211	286
11	24.301	25.002	14.859	28.605	1:32.767	305	11	25.285	25.835	15.673	30.372	1:37.165	286
3 Cameron DUNKER (NSW) (2nd)							10 Marcus HAMOD (NSW) (12th)						
1	30.308	25.629	15.333	31.622	1:42.892	216	1	32.337	26.803	16.060	32.304	1:47.504	228
2	24.581	24.978	14.849	30.244	1:34.652	303	2	26.609	27.093	16.003	31.908	1:41.613	298
3	24.740	24.692	15.053	29.833	1:34.318	309	3	26.162	26.981	15.860	31.448	1:40.451	299
4	24.093	24.384	14.849	29.465	1:32.791	305	4	25.406	26.084	15.683	31.265	1:38.438	302
5	24.159	24.522	14.801	29.122	1:32.604	301	5	25.315	25.798	15.390	30.698	1:37.201	303
6	24.115	24.465	14.764	28.888	1:32.232	309	6	25.082	25.621	15.388	30.419	1:36.510	302
7	24.014	24.371	14.812	28.814	1:32.011	309	7	25.050	25.570	15.305	30.166	1:36.091	301
8	24.018	24.343	14.776	28.711	1:31.848	309	8	24.883	25.632	15.328	29.737	1:35.580	302
9	23.913	24.367	14.708	28.522	1:31.510	310	9	24.704	25.212	15.285	29.755	1:34.956	303
10	24.295	24.432	14.798	28.797	1:32.322	305	10	24.871	25.287	15.223	29.847	1:35.228	303
11	24.167	24.690	14.762	28.845	1:32.464	306	11	24.891	25.304	15.194	29.917	1:35.306	303
6 Luke JONES (VIC) (18th)							13 Anthony WEST (QLD) (6th)						
1	34.664	28.841	16.926	33.697	1:54.128	216	1	30.552	25.702	15.652	31.130	1:43.036	222
2	27.653	28.175	16.911	32.957	1:45.696	287	2	24.735	24.812	15.549	29.815	1:34.911	305
3	27.329	27.969	16.671	32.466	1:44.435	291	3	24.339	24.455	14.975	29.549	1:33.318	310
4	26.677	27.323	16.662	31.402	1:42.064	290	4	24.474	24.364	14.991	29.295	1:33.124	301
5	26.305	26.889	16.385	31.646	1:41.225	288	5	24.248	24.497	14.883	29.048	1:32.676	313
6	26.105	26.724	16.362	31.093	1:40.284	288	6	24.158	24.377	14.865	29.154	1:32.554	309
7	25.946	26.639	16.334	30.999	1:39.918	287	7	24.547	24.322	14.826	29.102	1:32.797	313
8	25.820	26.436	16.067	30.588	1:38.911	287	8	23.970	24.335	14.782	28.416	1:31.503	311
9	25.783	26.217	16.101	30.416	1:38.517	286	9	24.287	24.641	14.907	28.493	1:32.328	307
10	25.856	26.437	15.927	30.402	1:38.622	288	10	24.200	24.370	14.903	28.447	1:31.920	313
11	26.154	26.238	15.722	30.840	1:38.954	287	11	24.337	24.523	14.758	28.426	1:32.044	308



Chief Timekeeper - Scott Lang



Clerk of Course - Gary Bleazby





PHILLIP ISLAND 2026



MELBOURNE EVERY BIT DIFFERENT

ASBK Round 1

SW-MOTECH SUPERBIKE

Race 2

Started at: 09:50:00

Laps: 11

Starters: 23

Posted at: 10:29 AM

Date: 22/02/26
 Event: R09
 Weather: Overcast - Temp: 22.2C
 Track: Mainly dry - Temp: 23.5C

PROVISIONAL SECTOR TIMES

Lap	Sector 1	Sector 2	Sector 3	Sector 4	Lap Time	Spd	Lap	Sector 1	Sector 2	Sector 3	Sector 4	Lap Time	Spd
14 Glenn ALLERTON (NSW) (5th)						29 Harrison VOIGHT (QLD) (4th)							
1	30.442	25.046	15.486	30.749	1:41.723	227	1	30.118	25.144	15.544	31.946	1:42.752	223
2	24.431	24.733	15.147	30.144	1:34.455	307	2	24.577	24.608	15.053	30.254	1:34.492	307
3	24.278	24.620	15.073	29.777	1:33.748	308	3	24.695	24.994	15.006	30.397	1:35.092	308
4	24.106	24.563	14.977	29.449	1:33.095	311	4	24.261	24.469	14.894	29.286	1:32.910	312
5	24.266	24.589	14.953	29.159	1:32.967	303	5	24.130	24.451	14.746	29.264	1:32.591	313
6	24.341	24.475	14.904	28.980	1:32.700	300	6	24.160	24.498	15.008	29.068	1:32.734	312
7	24.233	24.574	14.920	28.790	1:32.517	302	7	24.092	24.548	14.819	28.720	1:32.179	313
8	24.057	24.455	14.843	28.542	1:31.897	311	8	24.138	24.296	14.723	28.452	1:31.609	315
9	24.269	24.600	14.803	28.483	1:32.155	309	9	24.136	24.495	14.901	28.543	1:32.075	315
10	23.993	24.530	14.883	28.838	1:32.244	312	10	24.200	24.407	14.800	28.319	1:31.726	315
11	24.489	24.865	14.803	28.475	1:32.632	316	11	24.080	24.307	14.854	28.447	1:31.688	309
18 Luca DURNING (QLD) (13th)						31 John QUINN (VIC) (15th)							
1	32.625	27.204	16.218	32.836	1:48.883	226	1	33.884	26.936	16.109	32.053	1:48.982	223
2	26.581	27.447	16.602	32.620	1:43.250	298	2	26.768	26.672	16.329	31.725	1:41.494	297
3	26.241	26.943	16.302	32.114	1:41.600	300	3	26.393	26.882	16.141	31.490	1:40.906	291
4	26.358	27.149	16.325	31.857	1:41.689	297	4	26.266	26.959	16.152	31.428	1:40.805	293
5	26.181	26.441	15.915	31.386	1:39.923	301	5	26.113	26.605	16.078	31.563	1:40.359	289
6	25.706	26.311	15.899	30.902	1:38.818	299	6	26.193	26.691	16.214	31.405	1:40.503	288
7	25.674	26.111	15.922	30.792	1:38.499	301	7	26.489	27.343	16.096	31.142	1:41.070	289
8	25.651	25.972	15.717	30.772	1:38.112	299	8	26.047	26.341	16.136	31.342	1:39.866	290
9	25.776	26.026	15.620	30.778	1:38.200	297	9	26.012	26.745	16.144	30.966	1:39.867	290
10	25.410	25.708	15.567	30.511	1:37.196	298	10	26.360	26.961	16.216	30.970	1:40.507	289
11	25.278	25.905	15.594	30.378	1:37.155	298	11	26.227	26.989	16.224	31.342	1:40.782	290
20 Jonathan NAHLOUS (NSW) (9th)						33 Jack FAVELLE (NSW) (10th)							
1	31.211	25.730	15.730	31.854	1:44.525	219	1	30.965	25.650	16.139	32.204	1:44.958	215
2	25.051	24.774	15.094	30.657	1:35.576	302	2	25.407	25.486	15.715	30.929	1:37.537	285
3	24.360	24.684	14.931	30.155	1:34.130	303	3	24.986	25.464	15.670	30.627	1:36.747	300
4	24.241	24.459	14.948	29.711	1:33.359	303	4	25.015	25.245	15.456	30.105	1:35.821	294
5	24.353	24.640	14.860	29.494	1:33.347	301	5	24.651	25.059	15.230	29.846	1:34.786	295
6	24.297	24.443	14.936	29.254	1:32.930	302	6	24.671	25.166	15.323	29.344	1:34.504	293
7	24.203	24.444	14.839	28.771	1:32.257	301	7	24.612	25.000	15.142	29.217	1:33.971	293
8	24.288	24.368	14.860	28.679	1:32.195	302	8	24.562	24.954	15.241	29.130	1:33.887	293
9	24.223	24.540	14.891	28.686	1:32.340	301	9	24.603	24.785	15.148	29.082	1:33.618	294
10	24.154	24.336	14.821	28.572	1:31.883	302	10	24.580	24.719	15.230	29.150	1:33.679	293
11	24.144	24.431	14.889	28.573	1:32.037	302	11	24.655	24.832	15.160	29.112	1:33.759	293

Scott Lang
 Chief Timekeeper - Scott Lang

Gary Bleazby
 Clerk of Course - Gary Bleazby



www.computime.com.au
 COMPUTIME RACE TIMING SYSTEMS PTY LTD



SW-MOTECH SUPERBIKE
Race 2

 Started at: **09:50:00**


 Laps: **11**


 Starters: **23**

 Posted at: **10:29 AM**

 Date: **22/02/26**
 Event: **R09**
 Weather: **Overcast - Temp: 22.2C**
 Track: **Mainly dry - Temp: 23.5C**
PROVISIONAL SECTOR TIMES

Lap	Sector 1	Sector 2	Sector 3	Sector 4	Lap Time	Spd	Lap	Sector 1	Sector 2	Sector 3	Sector 4	Lap Time	Spd
46 Mike JONES (QLD) (7th)							64 Michael KEMP (SA) (20th)						
1	31.185	25.570	15.460	31.326	1:43.541	217	1	34.924	29.078	16.862	33.799	1:54.663	216
2	24.764	24.832	15.171	30.796	1:35.563	305	2	27.527	28.342	17.125	33.234	1:46.228	291
3	24.214	24.425	14.776	29.960	1:33.375	303	3	27.093	27.986	16.851	32.993	1:44.923	280
4	24.345	24.524	14.739	29.596	1:33.204	309	4	27.044	27.401	16.454	32.717	1:43.616	281
5	24.121	24.299	14.719	29.322	1:32.461	307	5	26.775	27.131	16.272	32.404	1:42.582	274
6	24.151	24.355	14.673	28.914	1:32.093	309	6	26.600	27.235	16.158	31.861	1:41.854	281
7	24.159	24.303	14.713	28.871	1:32.046	306	7	26.546	27.342	16.614	31.737	1:42.239	286
8	24.008	24.321	14.711	28.497	1:31.537	305	8	26.033	26.832	15.942	31.567	1:40.374	286
9	24.311	24.643	14.876	28.825	1:32.655	314	9	26.268	26.919	16.186	31.845	1:41.218	285
10	24.487	24.514	14.691	28.499	1:32.191	309	10	27.869	28.375	16.627	32.237	1:45.108	272
11	24.186	24.382	14.656	28.634	1:31.858	303	65 Cru HALLIDAY (NSW) (8th)						
51 Ross HUDSON (WA) (17th)							1	30.702	25.400	15.372	31.490	1:42.964	220
1	34.877	28.953	17.303	33.943	1:55.076	206	2	24.668	24.870	15.163	30.010	1:34.711	307
2	27.340	28.274	17.153	33.506	1:46.273	271	3	24.429	24.533	14.882	29.745	1:33.589	315
3	26.794	27.652	16.787	32.482	1:43.715	284	4	24.299	24.230	15.139	29.356	1:33.024	299
4	26.788	27.282	16.605	31.436	1:42.111	264	5	24.283	24.386	14.776	29.035	1:32.480	309
5	25.983	26.811	16.293	31.648	1:40.735	283	6	24.241	24.513	14.821	28.827	1:32.402	307
6	26.043	26.762	16.172	32.052	1:41.029	284	7	24.159	24.374	14.840	28.720	1:32.093	310
7	25.848	26.483	15.899	30.731	1:38.961	283	8	24.331	24.552	14.782	28.632	1:32.297	312
8	25.799	26.414	16.042	30.668	1:38.923	283	9	24.382	24.712	14.901	28.601	1:32.596	316
9	25.756	26.192	16.138	30.365	1:38.451	286	10	24.656	24.951	14.885	28.676	1:33.168	310
10	25.924	25.825	15.995	30.583	1:38.327	286	11	24.663	24.685	15.002	29.016	1:33.366	314
11	26.018	25.989	15.965	31.024	1:38.996	287	77 Adam SENIOR (WA) (19th)						
54 Brendan WILSON (VIC) (16th)							1	34.285	29.381	17.008	33.980	1:54.654	221
1	33.955	29.017	17.095	33.556	1:53.623	220	2	27.419	28.230	16.936	32.841	1:45.426	276
2	28.342	28.225	17.179	33.388	1:47.134	272	3	27.226	27.939	16.807	32.303	1:44.275	280
3	27.021	27.871	16.782	32.499	1:44.173	270	4	27.003	27.312	16.525	31.609	1:42.449	266
4	26.809	27.671	16.586	32.247	1:43.313	269	5	26.085	26.918	16.304	31.644	1:40.951	280
5	26.543	26.879	16.653	31.633	1:41.708	289	6	26.022	26.711	16.405	31.720	1:40.858	286
6	26.497	26.839	16.294	31.251	1:40.881	289	7	25.934	26.927	16.382	31.078	1:40.321	281
7	26.022	26.486	16.331	30.989	1:39.828	292	8	25.762	26.661	16.020	30.838	1:39.281	284
8	25.860	26.233	15.996	30.279	1:38.368	289	9	25.769	26.558	15.917	30.885	1:39.129	282
9	25.705	26.280	15.923	30.436	1:38.344	293	10	25.944	26.618	15.802	30.757	1:39.121	283
10	25.377	25.638	15.544	29.897	1:36.456	292	11	25.666	26.391	16.669	31.612	1:40.338	285
11	25.825	26.217	15.848	30.483	1:38.373	287	94 Mitchell CARR (WA) (DNF)						


 Chief Timekeeper - Scott Lang


 Clerk of Course - Gary Bleazby




PHILLIP ISLAND 2026



20-22 FEB
AUSTRALIAN ROUND

MELBOURNE
EVERY BIT DIFFERENT

ASBK Round 1

SW-MOTECH SUPERBIKE

Race 2

Started at: 09:50:00

Laps: 11

Starters: 23

Posted at: 10:29 AM

Date: 22/02/26
Event: R09
Weather: Overcast - Temp: 22.2C
Track: Mainly dry - Temp: 23.5C

PROVISIONAL SECTOR TIMES

Lap	Sector 1	Sector 2	Sector 3	Sector 4	Lap Time	Spd	Lap	Sector 1	Sector 2	Sector 3	Sector 4	Lap Time	Spd
1	35.865	29.768	18.508	37.272	2:01.413	208	7	24.241	24.307	14.812	28.609	1:31.969	306
2	29.714	29.812	18.772	36.298	1:54.596	269	8	24.105	24.453	14.799	28.562	1:31.919	316
3	28.541	29.323	18.297	35.267	1:51.428	273	9	24.209	24.504	14.855	28.449	1:32.017	313
4	28.538	29.039	17.945	34.927	1:50.449	274	10	24.133	24.257	14.740	28.606	1:31.736	313
							11	24.314	24.510	14.798	28.572	1:32.194	313
95 Matthew RINDEL (VIC) (DNF)													
1	34.366	28.791	17.117	33.659	1:53.933	218	308 John LYTRAS (QLD) (11th)						
2	27.406	27.977	16.861	33.466	1:45.710	276	1	31.448	26.011	15.698	31.811	1:44.968	223
3	27.163	27.771	16.798	32.797	1:44.529	281	2	25.296	25.500	15.369	31.311	1:37.476	299
4	27.052	27.798	16.674	32.412	1:43.936	281	3	25.230	25.573	15.595	30.669	1:37.067	295
5	27.089	27.311	16.630	31.919	1:42.949	277	4	25.097	25.284	15.387	30.186	1:35.954	298
6	26.790	27.249	16.701	31.844	1:42.584	276	5	24.866	25.140	15.325	29.936	1:35.267	298
7	26.579	27.414	16.539	31.354	1:41.886	281	6	24.983	25.314	15.401	29.954	1:35.652	294
							7	24.959	25.472	15.456	29.895	1:35.782	296
							8	25.189	25.112	15.238	29.390	1:34.929	291
112 Jacob ROULSTONE (NSW) (1st)							9	24.843	25.034	15.232	29.348	1:34.457	293
1	30.195	25.517	15.447	31.644	1:42.803	217	10	24.899	25.145	15.210	29.463	1:34.717	292
2	25.169	24.961	15.323	30.062	1:35.515	310	11	25.094	25.319	15.357	29.768	1:35.538	293
3	24.281	24.511	15.038	30.104	1:33.934	316							
4	24.022	24.396	14.838	29.165	1:32.421	313							
5	24.256	24.551	14.827	29.041	1:32.675	310							
6	24.528	24.389	14.698	28.790	1:32.405	318							

The results are provisional until the expiration of the time limit for protests and appeals.

Scott Lang
Chief Timekeeper - Scott Lang

Gary Bleazby
Clerk of Course - Gary Bleazby



www.computime.com.au
COMPUTIME RACE TIMING SYSTEMS PTY LTD

