

KAWASAKI SUPERSPORT / NEXT GEN
Race 3

 Date: **22/02/26**
 Event: **R10**
 Weather: **Light rain stopping - Temp: 22.0C**
 Track: **Damp/drying - Temp: 25.0C**

 Started at: **11:27:46**
 Laps: **10**
 Starters: **20**
 Posted at: **12:16 PM**
PROVISIONAL CLASSIFICATION (by Class)


Pos	No	Name	Class	Machine	Laps	Race Time	Behind Leader	Behind Prev	Fastest Lap	On Lap
1	45	Olly SIMPSON (SA) / DesmoSport Ducati	NG	Ducati V2	10	18:15.044			1:45.934	10
2	7	Tom TOPARIS (NSW) / Stop & Seal / Alpinestars / Leda / Michelin	NG	Ducati V2	10	18:15.045	.001	.001	1:45.491	10
3	71	Tom EDWARDS (NSW) / BC Performance Racing / Kawasaki / Long Wall Haul / Nautical Pools	NG	Kawasaki ZX6R	10	18:15.227	.183	.182	1:45.398	10
4	49	Jake FARNSWORTH (NSW) / Worth Racing / PirelliMoto / Yamaha YRD / Kingsdene Automotive	SS	Yamaha YZF-R6	10	18:16.189	1.145	.962	1:46.620	10
5	279	Hayden NELSON (NSW) / BC Performance Racing / Kawasaki Aust. / LandscapeSupplies.com / Maxim Air-con	NG	Kawasaki ZX6R	10	18:16.269	1.225	.080	1:45.512	10
6	65	Will NASSIF (NSW) / Gow Racing / Alpinestars / Jacmar	SS	Yamaha YZF-R6	10	18:22.944	7.900	6.675	1:47.836	9
7	21	Roberto TAMBURINI (ITA) / Addicted to Track / Pirelli	SS	Yamaha YZF-R6	10	18:29.559	14.515	6.615	1:48.303	10
8	27	Ghage PLOWMAN (SA) / The Print Market / National Auto Service / Cannelle Fine Foods / SM Fabrications	SS	Yamaha YZF-R6	10	18:49.435	34.391	19.876	1:49.922	10
9	48	Valentino KNEZOVIC (NSW) / Addicted to Track / Billetta Imports / Club Ryde Ex / FuSport Boots	SS	Yamaha YZF-R6	10	18:49.588	34.544	.153	1:48.956	10
10	39	Scott NICHOLSON (VIC) / Team BWR / Michelin / Gas Imports	SS	Yamaha YZF-R6	10	18:51.475	36.431	1.887	1:50.143	9
11	28	Josh SODERLAND (NSW) / Smash Brand Group EGX Logistics 4SR Leathers Sooderland M-c Supplies	SS	Yamaha YZF-R6	10	18:52.230	37.186	.755	1:50.158	10
12	37	Marianos NIKOLIS (NSW) / MotoGo Yamaha Racing Team / Hellenic Club Canberra / Alpinestars / Michelin	SS	Yamaha YZF-R6	10	19:02.839	47.795	10.609	1:49.697	10
13	59	Sam DRANE (NSW) / Estenson Racing / Monster Army / Yamaha / Revit	SS	Yamaha YZF-R6	10	19:02.853	47.809	.014	1:51.824	10
14	33	Jordy SIMPSON (SA) / Yamaha Australia / YRD / Simpson Crash / Simpson Signs	SS	Yamaha YZF-R6	10	19:25.100	1:10.056	22.247	1:52.327	10
15	31	Haydn FORDYCE (QLD) / Vanilla Rentals / Laidley Landscaping	SS	Yamaha YZF-R6	10	19:41.693	1:26.649	16.593	1:56.170	10
16	2	Oliver SHORT (VIC) / Team BWR / Michelin / Gas Imports	SS	Yamaha YZF-R6	10	20:01.179	1:46.135	19.486	1:54.707	10
17	51	Sam PEZZETTA (SA) / Global Axis Import Solutions / DAZL / RK Carpentry / Pezzetta Cleaning Services	SS	Yamaha YZF-R6	10	20:04.015	1:48.971	2.836	1:57.667	10
18	98	Tianhao ZHAO (VIC) / Moto Ridenow / Fast Freddies /Argo Hire	SS	Yamaha YZF-R6	9	18:27.442	1 Lap		1:58.217	2
DNF	53	Lauchy WILLIAMS (WA) / Stop & Seal / McMartin Racing / Onyabike Adventures / Gajawari KW	SS	Yamaha YZF-R6	0		9 Laps			
DNF	87	Brock QUINLAN (SA) / Unitek Racing / Hoey Racing / Michelin / FuSport	SS	Yamaha YZF-R6	0		9 Laps	1.549		


Fastest Lap was 1:45.398 by 71 Tom EDWARDS (NSW)

Current race lap record for SS class - 1:34.682 by Jonathan NAHLOUS (NSW) on a Yamaha YZF-R6 set on 24/02/24

Current race lap record for NG class - 1:34.723 by Hayden NELSON (NSW) on a Kawasaki ZX6R set on 21/02/26

The results are provisional until the expiration of the time limit for protests and appeals.


 Chief Timekeeper - Scott Lang


 Clerk of Course - Gary Bleazby




PHILLIP ISLAND 2026



MELBOURNE
EVERY BIT DIFFERENT

ASBK Round 1

KAWASAKI SUPERSPORT / NEXT GEN

Race 3

Date: 22/02/26
Event: R10
Weather: Light rain stopping - Temp: 22.0C
Track: Damp/drying - Temp: 25.0C

Started at: 11:27:46
Laps: 10
Starters: 20
Posted at: 12:16 PM

PROVISIONAL LAP TIMES (by Class)

No	Name	Lap 1	Lap 2	Lap 3	Lap 4	Lap 5	Lap 6	Lap 7	Lap 8	Lap 9	Lap 10
2	Oliver SHORT (VIC)	2:10.908	2:04.420	2:01.110	2:00.926	1:59.740	1:58.860	1:57.723	1:56.418	1:56.367	1:54.707
7	Tom TOPARIS (NSW)	1:57.776	1:49.979	1:50.345	1:49.128	1:49.225	1:49.317	1:48.600	1:48.727	1:46.457	1:45.491
21	Roberto TAMBURINI (ITA)	1:58.225	1:51.012	1:51.047	1:50.592	1:50.744	1:50.787	1:50.181	1:49.731	1:48.937	1:48.303
27	Ghage PLOWMAN (SA)	2:01.561	1:50.940	1:52.999	1:52.649	1:54.551	1:53.382	1:53.117	1:50.145	1:50.169	1:49.922
28	Josh SODERLAND (NSW)	2:00.009	1:52.130	1:53.459	1:52.645	1:54.297	1:53.022	1:53.624	1:51.843	1:51.043	1:50.158
31	Haydn FORDYCE (QLD)	2:03.469	1:57.145	1:58.336	1:58.840	1:58.415	1:58.639	1:56.217	1:57.106	1:57.356	1:56.170
33	Jordy SIMPSON (SA)	2:02.562	2:16.094	1:53.355	1:53.918	1:53.696	1:54.741	1:53.094	1:52.490	1:52.823	1:52.327
37	Marianos NIKOLIS (NSW)	2:02.470	1:54.050	1:53.420	1:54.654	1:55.157	1:54.765	1:53.978	1:52.874	1:51.774	1:49.697
39	Scott NICHOLSON (VIC)	1:59.968	1:52.190	1:53.098	1:52.874	1:54.387	1:53.383	1:53.749	1:51.299	1:50.143	1:50.384
45	Olly SIMPSON (SA)	1:56.528	1:49.797	1:49.300	1:49.440	1:49.604	1:49.740	1:49.191	1:48.694	1:46.816	1:45.934
48	Valentino KNEZOVIC (NSW)	2:03.055	1:53.154	1:51.672	1:52.244	1:52.678	1:53.611	1:53.504	1:51.120	1:49.594	1:48.956
49	Jake FARNSWORTH (NSW)	1:54.770	1:50.335	1:49.965	1:49.754	1:50.024	1:49.806	1:49.123	1:48.718	1:47.074	1:46.620
51	Sam PEZZETTA (SA)	2:07.043	2:00.485	1:58.660	2:00.252	2:00.871	1:58.602	2:00.963	2:00.372	1:59.100	1:57.667
59	Sam DRANE (NSW)	1:57.909	1:54.085	1:54.669	1:54.839	1:54.652	1:54.677	1:54.090	1:53.114	1:52.994	1:51.824
65	Will NASSIF (NSW)	1:56.944	1:49.564	1:49.907	1:49.263	1:49.280	1:49.187	1:49.468	1:49.268	1:47.836	1:52.227
71	Tom EDWARDS (NSW)	1:56.969	1:50.414	1:50.165	1:49.095	1:49.558	1:49.435	1:48.697	1:48.502	1:46.994	1:45.398
98	Tianhao ZHAO (VIC)	2:06.745	1:58.217	2:00.129	2:01.292	2:00.931	2:03.727	2:04.179	2:03.726	2:08.496	
279	Hayden NELSON (NSW)	1:58.278	1:49.547	1:49.024	1:48.383	1:49.889	1:49.717	1:49.149	1:49.166	1:47.604	1:45.512

The results are provisional until the expiration of the time limit for protests and appeals.

Scott Lang
Chief Timekeeper - Scott Lang

Gary Bleazby
Clerk of Course - Gary Bleazby



www.computime.com.au
COMPUTIME RACE TIMING SYSTEMS PTY LTD



KAWASAKI SUPERSPORT / NEXT GEN

Race 3

Started at: 11:27:46

Laps: 10

Starters: 20

Posted at: 12:16 PM

Date: 22/02/26

Event: R10

Weather: Light rain stopping - Temp: 22.0C

Track: Damp/drying - Temp: 25.00C

PROVISIONAL SECTOR TIMES (by Class)

Lap	Sector 1	Sector 2	Sector 3	Sector 4	Lap Time	Spd	Lap	Sector 1	Sector 2	Sector 3	Sector 4	Lap Time	Spd
2 Oliver SHORT (VIC) (16th)							3	29.894	30.409	18.330	34.366	1:52.999	255
1	39.080	33.926	19.845	38.057	2:10.908	197	4	28.889	30.205	18.335	35.220	1:52.649	251
2	32.954	33.253	20.075	38.138	2:04.420	231	5	30.334	30.270	18.552	35.395	1:54.551	247
3	32.970	31.997	19.252	36.891	2:01.110	225	6	29.774	30.275	18.213	35.120	1:53.382	255
4	31.932	32.572	19.495	36.927	2:00.926	231	7	29.336	30.369	18.540	34.872	1:53.117	256
5	31.345	32.310	19.234	36.851	1:59.740	235	8	28.670	29.137	17.651	34.687	1:50.145	250
6	31.454	31.866	19.116	36.424	1:58.860	237	9	28.604	29.368	17.870	34.327	1:50.169	247
7	30.674	31.396	19.099	36.554	1:57.723	236	10	28.535	29.451	17.718	34.218	1:49.922	248
8	30.623	31.127	18.453	36.215	1:56.418	236	28 Josh SODERLAND (NSW) (11th)						
9	30.717	30.977	18.296	36.377	1:56.367	237	1	35.451	31.149	18.504	34.905	2:00.009	195
10	30.314	30.723	18.267	35.403	1:54.707	242	2	29.676	29.651	18.116	34.687	1:52.130	246
7 Tom TOPARIS (NSW) (2nd)							3	29.919	30.569	18.408	34.563	1:53.459	252
1	34.853	30.281	17.921	34.721	1:57.776	200	4	29.416	30.364	18.304	34.561	1:52.645	256
2	29.104	29.574	17.474	33.827	1:49.979	263	5	29.958	30.728	18.567	35.044	1:54.297	254
3	28.931	29.678	17.530	34.206	1:50.345	265	6	29.371	30.361	18.184	35.106	1:53.022	248
4	28.414	29.371	17.284	34.059	1:49.128	263	7	29.695	30.432	18.531	34.966	1:53.624	247
5	28.467	29.539	17.597	33.622	1:49.225	265	8	29.308	30.290	18.026	34.219	1:51.843	249
6	28.778	29.353	17.625	33.561	1:49.317	268	9	29.352	29.822	17.837	34.032	1:51.043	251
7	28.340	29.128	17.472	33.660	1:48.600	264	10	28.958	29.430	17.889	33.881	1:50.158	251
8	28.015	29.356	17.589	33.767	1:48.727	269	31 Haydn FORDYCE (QLD) (15th)						
9	28.127	27.919	17.340	33.071	1:46.457	263	1	36.767	31.965	18.747	35.990	2:03.469	203
10	27.410	27.954	17.192	32.935	1:45.491	266	2	30.570	31.311	18.810	36.454	1:57.145	255
21 Roberto TAMBURINI (ITA) (7th)							3	30.793	31.479	18.977	37.087	1:58.336	245
1	35.020	30.354	18.257	34.594	1:58.225	199	4	31.411	31.921	18.939	36.569	1:58.840	249
2	29.486	29.474	17.883	34.169	1:51.012	258	5	31.291	31.478	19.003	36.643	1:58.415	251
3	29.455	29.547	17.792	34.253	1:51.047	256	6	31.588	31.499	19.198	36.354	1:58.639	250
4	29.089	29.523	17.818	34.162	1:50.592	255	7	30.009	31.088	18.730	36.390	1:56.217	255
5	29.343	29.495	17.935	33.971	1:50.744	257	8	30.691	31.158	18.697	36.560	1:57.106	251
6	29.254	29.443	17.932	34.158	1:50.787	255	9	31.099	31.213	18.804	36.240	1:57.356	250
7	28.786	29.466	17.722	34.207	1:50.181	256	10	30.256	31.174	18.967	35.773	1:56.170	251
8	28.608	29.150	17.705	34.268	1:49.731	255	33 Jordy SIMPSON (SA) (14th)						
9	28.607	28.835	17.532	33.963	1:48.937	255	1	36.533	31.791	18.703	35.535	2:02.562	202
10	28.269	28.505	17.538	33.991	1:48.303	256	2	52.750	30.152	18.018	35.174	2:16.094	265
27 Ghage PLOWMAN (SA) (8th)							3	29.836	30.340	18.169	35.010	1:53.355	251
1	36.275	31.872	18.621	34.793	2:01.561	198	4	30.116	30.100	18.026	35.676	1:53.918	251
2	28.724	29.960	17.762	34.494	1:50.940	250	5	29.304	30.866	18.164	35.362	1:53.696	258

Chief Timekeeper - Scott Lang

Clerk of Course - Gary Bleazby



KAWASAKI SUPERSPORT / NEXT GEN

Race 3

Started at: 11:27:46

Laps: 10

Starters: 20

Posted at: 12:16 PM

Date: 22/02/26

Event: R10

Weather: Light rain stopping - Temp: 22.0C

Track: Damp/drying - Temp: 25.00

PROVISIONAL SECTOR TIMES (by Class)

Lap	Sector 1	Sector 2	Sector 3	Sector 4	Lap Time	Spd	Lap	Sector 1	Sector 2	Sector 3	Sector 4	Lap Time	Spd
6	29.949	30.490	18.635	35.667	1:54.741	259	9	27.741	28.455	<u>17.068</u>	33.552	1:46.816	264
7	29.538	30.382	18.167	35.007	1:53.094	258	10	<u>27.691</u>	<u>27.967</u>	17.224	<u>33.052</u>	<u>1:45.934</u>	264
8	29.404	29.960	18.003	35.123	1:52.490	260	48 Valentino KNEZOVIC (NSW) (9th)						
9	29.470	30.072	18.120	35.161	1:52.823	258	1	36.302	32.018	18.844	35.891	2:03.055	199
10	30.134	<u>29.924</u>	<u>17.850</u>	<u>34.419</u>	<u>1:52.327</u>	255	2	29.489	30.253	18.255	35.157	1:53.154	255
37 Marianos NIKOLIS (NSW) (12th)							3	29.061	29.983	18.072	34.556	1:51.672	253
1	36.129	31.746	18.805	35.790	2:02.470	199	4	29.285	30.247	18.253	34.459	1:52.244	255
2	29.819	30.789	18.349	35.093	1:54.050		5	28.978	30.219	18.399	35.082	1:52.678	257
3	29.523	30.706	18.250	34.941	1:53.420	258	6	29.743	30.497	18.335	35.036	1:53.611	256
4	29.586	30.781	18.846	35.441	1:54.654	258	7	29.402	30.341	18.494	35.267	1:53.504	251
5	29.953	31.185	18.527	35.492	1:55.157	258	8	28.836	30.153	18.017	34.114	1:51.120	259
6	30.214	31.190	18.387	34.974	1:54.765	258	9	<u>28.539</u>	<u>29.266</u>	17.705	34.084	1:49.594	259
7	29.549	30.946	18.297	35.186	1:53.978	258	10	28.611	29.347	<u>17.549</u>	<u>33.449</u>	<u>1:48.956</u>	256
8	29.530	30.456	17.945	34.943	1:52.874	258	49 Jake FARNSWORTH (NSW) (4th)						
9	29.317	30.293	17.666	34.498	1:51.774	258	1	34.140	29.071	17.846	33.713	1:54.770	195
10	<u>29.186</u>	<u>29.876</u>	<u>17.510</u>	<u>33.125</u>	<u>1:49.697</u>	260	2	28.746	29.210	18.228	34.151	1:50.335	257
39 Scott NICHOLSON (VIC) (10th)							3	28.808	29.072	18.241	33.844	1:49.965	256
1	35.679	30.758	18.339	35.192	1:59.968	204	4	28.657	29.313	17.907	33.877	1:49.754	256
2	29.852	30.080	17.923	34.335	1:52.190	257	5	28.526	29.750	17.831	33.917	1:50.024	258
3	29.459	30.319	18.256	35.064	1:53.098	258	6	28.646	29.459	17.880	33.821	1:49.806	265
4	29.478	30.127	18.316	34.953	1:52.874	254	7	28.419	29.143	17.792	33.769	1:49.123	263
5	29.916	30.473	18.649	35.349	1:54.387	256	8	28.395	28.812	17.771	33.740	1:48.718	263
6	29.795	30.288	18.244	35.056	1:53.383	252	9	28.028	<u>28.308</u>	<u>17.384</u>	33.354	1:47.074	264
7	29.719	30.382	18.539	35.109	1:53.749	259	10	<u>27.947</u>	28.469	17.558	<u>32.646</u>	<u>1:46.620</u>	262
8	28.926	29.761	17.878	34.734	1:51.299	260	51 Sam PEZZETTA (SA) (17th)						
9	28.946	29.588	<u>17.561</u>	<u>34.048</u>	<u>1:50.143</u>	258	1	37.941	32.751	19.516	36.835	2:07.043	188
10	<u>28.688</u>	<u>29.362</u>	17.597	34.737	1:50.384	258	2	31.724	32.240	19.387	37.134	2:00.485	235
45 Oily SIMPSON (SA) (1st)							3	30.991	32.220	19.480	<u>35.969</u>	1:58.660	240
1	34.516	29.620	18.001	34.391	1:56.528	204	4	30.930	32.639	19.556	37.127	2:00.252	245
2	28.734	29.304	17.713	34.046	1:49.797	263	5	31.541	32.109	19.747	37.474	2:00.871	230
3	28.555	29.302	17.543	33.900	1:49.300	264	6	30.386	<u>31.953</u>	19.674	36.589	1:58.602	243
4	28.430	29.458	17.645	33.907	1:49.440	265	7	31.370	32.255	19.833	37.505	2:00.963	244
5	28.551	29.329	17.539	34.185	1:49.604	265	8	31.694	32.175	19.226	37.277	2:00.372	244
6	28.528	29.436	17.453	34.323	1:49.740	265	9	31.524	32.058	<u>19.060</u>	36.458	1:59.100	243
7	28.173	29.472	17.376	34.170	1:49.191	266	10	<u>30.352</u>	32.068	19.116	36.131	<u>1:57.667</u>	247
8	28.006	29.510	17.238	33.940	1:48.694	265							

Chief Timekeeper - Scott Lang

Clerk of Course - Gary Bleazby



KAWASAKI SUPERSPORT / NEXT GEN
Race 3

Started at: 11:27:46

Laps: 10

Starters: 20

Posted at: 12:16 PM

Date: 22/02/26

Event: R10


Weather: Light rain stopping - Temp: 22.0C


Track: Damp/drying - Temp: 25.00

PROVISIONAL SECTOR TIMES (by Class)

Lap	Sector 1	Sector 2	Sector 3	Sector 4	Lap Time	Spd	Lap	Sector 1	Sector 2	Sector 3	Sector 4	Lap Time	Spd
59 Sam DRANE (NSW) (13th)							6	28.768	29.530	17.574	33.563	1:49.435	265
1	35.148	30.382	17.744	34.635	1:57.909	199	7	28.404	29.100	17.517	33.676	1:48.697	267
2	29.825	30.773	18.068	35.419	1:54.085	262	8	28.332	29.041	17.360	33.769	1:48.502	268
3	30.290	31.212	18.047	35.120	1:54.669	252	9	28.075	28.077	17.412	33.430	1:46.994	269
4	30.259	31.233	18.100	35.247	1:54.839	253	10	27.732	27.752	17.032	32.882	1:45.398	271
5	29.880	31.057	18.151	35.564	1:54.652	256	98 Tianhao ZHAO (VIC) (18th)						
6	29.965	30.997	18.074	35.641	1:54.677	255	1	38.640	32.318	19.384	36.403	2:06.745	196
7	29.693	30.871	18.169	35.357	1:54.090	255	2	30.595	31.431	19.373	36.818	1:58.217	244
8	29.490	30.472	17.865	35.287	1:53.114	255	3	31.301	32.387	19.346	37.095	2:00.129	243
9	29.615	30.435	17.844	35.100	1:52.994	254	4	31.750	32.744	19.469	37.329	2:01.292	243
10	29.289	30.159	17.669	34.707	1:51.824	254	5	31.244	32.288	19.756	37.643	2:00.931	246
65 Will NASSIF (NSW) (6th)							6	32.032	33.433	19.963	38.299	2:03.727	240
1	34.565	30.190	17.794	34.395	1:56.944	198	7	32.368	33.729	19.978	38.104	2:04.179	243
2	28.575	29.243	17.631	34.115	1:49.564	260	8	31.849	33.316	19.847	38.714	2:03.726	245
3	28.503	29.433	17.793	34.178	1:49.907	263	9	32.063	32.919	19.936	43.578	2:08.496	242
4	28.569	29.331	17.792	33.571	1:49.263	258	279 Hayden NELSON (NSW) (5th)						
5	28.396	29.390	17.754	33.740	1:49.280	262	1	35.428	30.353	18.057	34.440	1:58.278	193
6	28.661	29.090	17.523	33.913	1:49.187	265	2	28.898	29.407	17.513	33.729	1:49.547	262
7	28.294	29.090	17.733	34.351	1:49.468	257	3	28.620	29.220	17.531	33.653	1:49.024	267
8	28.709	29.200	17.419	33.940	1:49.268	258	4	28.414	29.102	17.321	33.546	1:48.383	261
9	28.523	28.416	17.199	33.698	1:47.836	263	5	28.488	29.532	17.812	34.057	1:49.889	263
10	31.387	29.021	17.554	34.265	1:52.227	262	6	28.646	29.398	17.777	33.896	1:49.717	266
71 Tom EDWARDS (NSW) (3rd)							7	28.420	29.253	17.672	33.804	1:49.149	267
1	34.540	30.027	17.879	34.523	1:56.969	199	8	28.401	29.626	17.444	33.695	1:49.166	265
2	28.979	29.577	17.683	34.175	1:50.414	263	9	28.282	28.658	17.087	33.577	1:47.604	267
3	28.914	29.830	17.505	33.916	1:50.165	263	10	27.408	27.939	17.508	32.657	1:45.512	263
4	28.790	29.199	17.487	33.619	1:49.095	265							
5	28.631	29.269	17.726	33.932	1:49.558	264							

The results are provisional until the expiration of the time limit for protests and appeals.


 Chief Timekeeper - Scott Lang


 Clerk of Course - Gary Bleazby




PHILLIP ISLAND 2026



MELBOURNE
EVERY BIT DIFFERENT

ASBK Round 1

KAWASAKI SUPERSPORT / NEXT GEN

Race 3

Date: 22/02/26
Event: R10
Weather: Light rain stopping - Temp: 22.0C
Track: Damp/drying - Temp: 22.0C

Started at: 11:27:46
Laps: 10
Starters: 20
Posted at: 12:16 PM

PROVISIONAL FASTEST LAPS SEQUENCE (by Class)

Lap	Race Pos	No	Name	Machine	Fastest Lap	On Lap
1	1	49	Jake FARNSWORTH (NSW)	Yamaha YZF-R6	1:54.770	1
2	1	49	Jake FARNSWORTH (NSW)	Yamaha YZF-R6	1:50.335	2
2	2	45	Oilly SIMPSON (SA)	Ducati V2	1:49.797	2
2	3	65	Will NASSIF (NSW)	Yamaha YZF-R6	1:49.564	2
2	6	279	Hayden NELSON (NSW)	Kawasaki ZX6R	1:49.547	2
3	2	45	Oilly SIMPSON (SA)	Ducati V2	1:49.300	3
3	4	279	Hayden NELSON (NSW)	Kawasaki ZX6R	1:49.024	3
4	3	279	Hayden NELSON (NSW)	Kawasaki ZX6R	1:48.383	4
9	1	45	Oilly SIMPSON (SA)	Ducati V2	1:46.816	9
9	2	7	Tom TOPARIS (NSW)	Ducati V2	1:46.457	9
10	1	45	Oilly SIMPSON (SA)	Ducati V2	1:45.934	10
10	2	7	Tom TOPARIS (NSW)	Ducati V2	1:45.491	10
10	3	71	Tom EDWARDS (NSW)	Kawasaki ZX6R	1:45.398	10

The results are provisional until the expiration of the time limit for protests and appeals.

Scott Lang
Chief Timekeeper - Scott Lang

Gary Bleazby
Clerk of Course - Gary Bleazby



www.computime.com.au
COMPUTIME RACE TIMING SYSTEMS PTY LTD





PHILLIP ISLAND 2026



MELBOURNE EVERY BIT DIFFERENT

ASBK Round 1

KAWASAKI SUPERSPORT / NEXT GEN

Race 3

Started at: 11:27:46

Laps: 10

Starters: 20

Posted at: 12:16 PM

Date: 22/02/26
 Event: R10
 Weather: Light rain stopping - Temp: 22.0C
 Track: Damp/drying - Temp: 25.0C

PROVISIONAL LAP SHEET (by Class)

No	Lap Time	Gap	No	Lap Time	Gap	No	Lap Time	Gap	No	Lap Time	Gap	No	Lap Time	Gap			
Lap 1			45	1:49.300	.555	71	1:49.558	1.532	28	1:53.624	25.586	28	1:51.043	32.962	59	1:52.994	41.919
49	1:54.770		65	1:49.907	1.345	7	1:49.225	1.784	27	1:53.117	25.599	37	1:51.774	44.032	33	1:52.823	1:03.663
45	1:56.528	1.758	279	1:49.024	1.779	21	1:50.744	6.951	39	1:53.749	26.049	37	1:51.774	44.032	31	1:57.356	1:16.413
65	1:56.944	2.174	71	1:50.165	2.478	39	1:54.387	17.848	48	1:53.504	26.318	51	1:59.100	1:37.238	2	1:56.367	1:37.362
71	1:56.969	2.199	7	1:50.345	3.030	28	1:54.297	17.871	59	1:54.090	31.321	Lap 10					
7	1:57.776	3.006	21	1:51.047	5.214	27	1:54.551	18.031	37	1:53.978	34.894	45	1:45.934				
59	1:57.909	3.139	39	1:53.098	10.186	48	1:52.678	18.134	33	1:53.094	53.860	7	1:45.491	.001			
21	1:58.225	3.455	27	1:52.999	10.430	59	1:54.652	21.485	31	1:56.217	57.461	71	1:45.398	.183			
279	1:58.278	3.508	28	1:53.459	10.528	37	1:55.157	25.082	51	2:00.963	1:13.276	49	1:46.620	1.145			
39	1:59.968	5.198	59	1:54.669	11.593	31	1:58.415	41.536	2	1:57.723	1:20.087	279	1:45.512	1.225			
28	2:00.009	5.239	48	1:51.672	12.811	33	1:53.696	44.956	98	2:04.179	1:21.620	65	1:52.227	7.900			
27	2:01.561	6.791	37	1:53.420	14.870	51	2:00.871	52.642	Lap 8								
37	2:02.470	7.700	31	1:58.336	23.880	98	2:00.931	52.645	45	1:48.694		49	1:46.620	1.145			
33	2:02.562	7.792	98	2:00.129	30.021	2	1:59.740	1:02.435	49	1:48.718	.201	279	1:45.512	1.225			
48	2:03.055	8.285	51	1:58.660	31.118	Lap 6			71	1:48.502	.541	65	1:52.227	7.900			
31	2:03.469	8.699	33	1:53.355	36.941	65	1:49.187		65	1:49.268	.587	21	1:48.303	14.515			
98	2:06.745	11.975	2	2:01.110	41.368	45	1:49.740	.264	7	1:48.727	.803	27	1:49.922	34.391			
51	2:07.043	12.273	Lap 4			49	1:49.806	.509	279	1:49.166	.859	48	1:48.956	34.544			
2	2:10.908	16.138	49	1:49.754		279	1:49.717	.693	21	1:49.731	10.025	39	1:50.384	36.431			
Lap 2			45	1:49.440	.241	71	1:49.435	1.491	27	1:50.145	27.050	28	1:50.158	37.186			
49	1:50.335		279	1:48.383	.408	7	1:49.317	1.625	39	1:51.299	28.654	37	1:49.697	47.795			
45	1:49.797	1.220	65	1:49.263	.854	21	1:50.787	8.262	28	1:51.843	28.735	59	1:51.824	47.809			
65	1:49.564	1.403	71	1:49.095	1.819	28	1:53.022	21.417	48	1:51.120	28.744	33	1:52.327	1:10.056			
71	1:50.414	2.278	7	1:49.128	2.404	39	1:53.383	21.755	59	1:53.114	35.741	31	1:56.170	1:26.649			
7	1:49.979	2.650	21	1:50.592	6.052	27	1:53.382	21.937	37	1:52.874	39.074	2	1:54.707	1:46.135			
279	1:49.547	2.720	39	1:52.874	13.306	48	1:53.611	22.269	33	1:52.490	57.656	51	1:57.667	1:48.971			
21	1:51.012	4.132	27	1:52.649	13.325	59	1:54.677	26.686	31	1:57.106	1:05.873						
59	1:54.085	6.889	28	1:52.645	13.419	37	1:54.765	30.371	51	2:00.372	1:24.954						
28	1:52.130	7.034	48	1:52.244	15.301	33	1:54.741	50.221	2	1:56.418	1:27.811						
39	1:52.190	7.053	59	1:54.839	16.678	31	1:58.639	50.699	98	2:03.726	1:36.652						
27	1:50.940	7.396	37	1:54.654	19.770	51	1:58.602	1:01.768	Lap 9								
48	1:53.154	11.104	31	1:58.840	32.966	98	2:03.727	1:06.896	45	1:46.816							
37	1:54.050	11.415	33	1:53.918	41.105	2	1:58.860	1:11.819	7	1:46.457	.444						
31	1:57.145	15.509	98	2:01.292	41.559	Lap 7			49	1:47.074	.459						
98	1:58.217	19.857	51	2:00.252	41.616	45	1:49.191		71	1:46.994	.719						
51	2:00.485	22.423	2	2:00.926	52.540	65	1:49.468	.013	65	1:47.836	1.607						
2	2:04.420	30.223	Lap 5			49	1:49.123	.177	279	1:47.604	1.647						
33	2:16.094	33.551	45	1:49.604		279	1:49.149	.387	21	1:48.937	12.146						
Lap 3			49	1:50.024	.179	71	1:48.697	.733	27	1:50.169	30.403						
49	1:49.965		65	1:49.280	.289	7	1:48.600	.770	48	1:49.594	31.522						
			279	1:49.889	.452	21	1:50.181	8.988	39	1:50.143	31.981						

The results are provisional until the expiration of the time limit for protests and appeals.

Scott Lang
 Chief Timekeeper - Scott Lang

Gary Bleazby
 Clerk of Course - Gary Bleazby



www.computime.com.au
 COMPUTIME RACE TIMING SYSTEMS PTY LTD



KAWASAKI SUPERSPORT / NEXT GEN

Race 3


Date: 22/02/26
Event: R10
Weather: Light rain stopping - Temp: 22.0C
Track: Damp/drying - Temp: 25.0C

Started at: 11:27:46
Laps: 10
Starters: 20
Posted at: 12:16 PM


PROVISIONAL LAP CHART (by Class)

Name	Grid	1	2	3	4	5	6	7	8	9	10	Name
H. NELSON	279	40	40	40	40	45	65	45	45	45	45	O. SIMPSON
R. TAMBURINI	21	45	45	45	45	49	45	65	49	7	7	T. TOPARIS
T. EDWARDS	71	65	65	65	279	65	49	49	71	49	71	T. EDWARDS
O. SIMPSON	45	71	71	279	65	279	279	279	65	71	49	J. FARNSWORTH
J. FARNSWORTH	49	7	7	71	71	71	71	71	7	65	279	H. NELSON
T. TOPARIS	7	59	279	7	7	7	7	7	279	279	65	W. NASSIF
M. NIKOLIS	37	21	21	21	21	21	21	21	21	21	21	R. TAMBURINI
W. NASSIF	65	279	59	39	39	39	28	28	27	27	27	G. PLOWMAN
S. DRANE	59	39	28	27	27	28	39	27	39	48	48	V. KNEZOVIC
J. SODERLAND	28	28	39	28	28	27	27	39	28	39	39	S. NICHOLSON
S. NICHOLSON	39	27	27	59	48	48	48	48	48	28	28	J. SODERLAND
V. KNEZOVIC	48	37	48	48	59	59	59	59	59	59	37	M. NIKOLIS
S. PEZZETTA	51	33	37	37	37	37	37	37	37	37	59	S. DRANE
G. PLOWMAN	27	48	31	31	31	31	33	33	33	33	33	J. SIMPSON
J. SIMPSON	33	31	98	98	33	33	31	31	31	31	31	H. FORDYCE
H. FORDYCE	31	98	51	51	98	51	51	51	51	51	2	O. SHORT
L. WILLIAMS	53	51	2	33	51	98	98	2	2	2	51	S. PEZZETTA
O. SHORT	2	2	33	2	2	2	2	98	98	98		T. ZHAO
T. ZHAO	98											
B. QUINLAN	87											B. QUINLAN
A. CHIODO	23											A. CHIODO
S. O'NEILL	92											S. O'NEILL

The results are provisional until the expiration of the time limit for protests and appeals.



Chief Timekeeper - Scott Lang



Clerk of Course - Gary Bleazby





PHILLIP ISLAND 2026



MELBOURNE EVERY BIT DIFFERENT

ASBK Round 1

KAWASAKI SUPERSPORT / NEXT GEN

Race 3

Date: 22/02/26
 Event: R10
 Weather: Light rain stopping - Temp: 22.0C
 Track: Damp/drying - Temp: 25.0C

Started at: 11:27:46
 Laps: 10
 Starters: 20
 Posted at: 12:16 PM

PROVISIONAL BEST SECTOR TIMES (by Class)

Pos	Sector 1		Sector 2		Sector 3		Sector 4		Lap		Diff	
	Name	Time	Name	Time	Name	Time	Name	Time	Name	Ideal		Fastest
1	H. NELSON	27.408	T. EDWARDS	27.752	T. EDWARDS	17.032	J. FARNSWO	32.646	H. NELSON	1:45.091	1:45.512	.421
2	T. TOPARIS	27.410	T. TOPARIS	27.919	O. SIMPSON	17.068	H. NELSON	32.657	T. EDWARDS	1:45.398	1:45.398	.000
3	O. SIMPSON	27.691	H. NELSON	27.939	H. NELSON	17.087	T. EDWARDS	32.882	T. TOPARIS	1:45.456	1:45.491	.035
4	T. EDWARDS	27.732	O. SIMPSON	27.967	T. TOPARIS	17.192	T. TOPARIS	32.935	O. SIMPSON	1:45.778	1:45.934	.156
5	J. FARNSWO	27.947	J. FARNSWO	28.308	W. NASSIF	17.199	O. SIMPSON	33.052	J. FARNSWOR	1:46.285	1:46.620	.335
6	R. TAMBURINI	28.269	W. NASSIF	28.416	J. FARNSWO	17.384	M. NIKOLIS	33.125	W. NASSIF	1:47.480	1:47.836	.356
7	W. NASSIF	28.294	R. TAMBURINI	28.505	M. NIKOLIS	17.510	V. KNEZOVIC	33.449	R. TAMBURINI	1:48.269	1:48.303	.034
8	G. PLOWMAN	28.535	G. PLOWMAN	29.137	R. TAMBURINI	17.532	W. NASSIF	33.571	V. KNEZOVIC	1:48.803	1:48.956	.153
9	V. KNEZOVIC	28.539	V. KNEZOVIC	29.266	V. KNEZOVIC	17.549	J. SODERLAN	33.881	G. PLOWMAN	1:49.541	1:49.922	.381
10	S. NICHOLSO	28.688	S. NICHOLSO	29.362	S. NICHOLSO	17.561	R. TAMBURINI	33.963	S. NICHOLSON	1:49.659	1:50.143	.484
11	J. SODERLAN	28.958	J. SODERLAN	29.430	G. PLOWMAN	17.651	S. NICHOLSO	34.048	M. NIKOLIS	1:49.697	1:49.697	.000
12	M. NIKOLIS	29.186	M. NIKOLIS	29.876	S. DRANE	17.669	G. PLOWMAN	34.218	J. SODERLAND	1:50.106	1:50.158	.052
13	S. DRANE	29.289	J. SIMPSON	29.924	J. SODERLAN	17.837	J. SIMPSON	34.419	J. SIMPSON	1:51.497	1:52.327	.830
14	J. SIMPSON	29.304	S. DRANE	30.159	J. SIMPSON	17.850	S. DRANE	34.707	S. DRANE	1:51.824	1:51.824	.000
15	H. FORDYCE	30.009	O. SHORT	30.723	O. SHORT	18.267	O. SHORT	35.403	O. SHORT	1:54.707	1:54.707	.000
16	O. SHORT	30.314	H. FORDYCE	31.088	H. FORDYCE	18.697	H. FORDYCE	35.773	H. FORDYCE	1:55.567	1:56.170	.603
17	S. PEZZETTA	30.352	T. ZHAO	31.431	S. PEZZETTA	19.060	S. PEZZETTA	35.969	S. PEZZETTA	1:57.334	1:57.667	.333
18	T. ZHAO	30.595	S. PEZZETTA	31.953	T. ZHAO	19.346	T. ZHAO	36.818	T. ZHAO	1:58.190	1:58.217	.027

The results are provisional until the expiration of the time limit for protests and appeals.

Scott Lang
 Chief Timekeeper - Scott Lang

Gary Bleazby
 Clerk of Course - Gary Bleazby



www.computime.com.au
 COMPUTIME RACE TIMING SYSTEMS PTY LTD





PHILLIP ISLAND 2026



MELBOURNE
EVERY BIT DIFFERENT

ASBK Round 1

**AUSTRALIAN SUPERSPORT CHAMPIONSHIP
PROVISIONAL PROGRESSIVE CHAMPIONSHIP POINTS (by Class)**

AUSTRALIAN SUPERSPORT CHAMPIONSHIP

Pos	No	Name	Machine	Rnd 1 Pole	Rnd 1 Race 1	Rnd 1 Race 2	Rnd 1 Race 3	Total
1	21	Roberto TAMBURINI	Yamaha	1	25	25	18	69
2	48	Valentino KNEZOVIC	Yamaha		20	18	16	54
3	39	Scott NICHOLSON	Yamaha		16	16	15	47
4	65	Will NASSIF	Yamaha		18	8	20	46
5	49	Jake FARNSWORTH	Yamaha			20	25	45
6	59	Sam DRANE	Yamaha		17	15	12	44
7	27	Ghage PLOWMAN	Yamaha		13	11	17	41
8	28	Josh SODERLAND	Yamaha		14	12	14	40
9	51	Sam PEZZETTA	Yamaha		15	14	8	37
10	33	Jordy SIMPSON	Yamaha		12	13	11	36
11	31	Haydn FORDYCE	Yamaha		11	10	10	31
12	37	Marianos NIKOLIS	Yamaha			17	13	30
13	98	Tianhao ZHAO	Yamaha		8	7	7	22
14	2	Oliver SHORT	Yamaha		10		9	19
15	53	Lauchy WILLIAMS	Yamaha		9	9		18
16	87	Brock QUINLAN	Yamaha		7	5		12
17	23	Anthony CHIODO	Honda		6	4		10
18	92	Shaun O'NEILL	Yamaha			6		6


AUSTRALIAN SUPERSPORT - NEXT GEN CHAMPIONSHIP

Pos	No	Name	Machine	Rnd 1 Pole	Rnd 1 Race 1	Rnd 1 Race 2	Rnd 1 Race 3	Total
1	45	Oilly SIMPSON	Ducati		25	20	25	70
2	71	Tom EDWARDS	Kawasaki		18	25	18	61
3	279	Hayden NELSON	Kawasaki	1	20	18	17	56
4	7	Tom TOPARIS	Ducati		17	17	20	54

AUSTRALIAN SUPERSPORT / NEXT GEN - TEAMS CHAMPIONSHIP

Pos	No	Name	Rnd 1 Race 1	Rnd 1 Race 2	Rnd 1 Race 3	Total
1		BC Performance Racing	38	37	35	110
2		Addicted to Track	33	40	31	104
3		Stop & Seal	26	29	20	75
4		Team BWR	28	14	27	69
5		DesmoSport Ducati	25	18	25	68


Chief Timekeeper - Scott Lang


Clerk of Course - Gary Bleazby



www.computime.com.au
COMPUTIME RACE TIMING SYSTEMS PTY LTD





PHILLIP ISLAND 2026



MELBOURNE EVERY BIT DIFFERENT

ASBK Round 1

KAWASAKI SUPERSPORT / NEXT GEN

Race 3

Date: 22/02/26
Event: R10
Weather: Light rain stopping - Temp: 22.0C
Track: Damp/drying - Temp: 26.0C

Started at: 11:27:46
Laps: 10
Starters: 20
Posted at: 12:16 PM

PROVISIONAL RACE INFORMATION (by Class)

Table with 2 columns: Time, Description. Contains race event details from 11:15:31 to 11:48:32.

The results are provisional until the expiration of the time limit for protests and appeals.

Handwritten signature of Scott Lang

Chief Timekeeper - Scott Lang

Handwritten signature of Gary Bleazby

Clerk of Course - Gary Bleazby

