



PHILLIP ISLAND 2026



20-22 FEB
AUSTRALIAN ROUND

MELBOURNE
EVERY BIT DIFFERENT

ASBK Round 1

SW-MOTECH SUPERBIKE

Race 3

Date: 22/02/26
Event: R12
Weather: Light rain - Temp: 24.4C
Track: Drying - Temp: 27.2C


Started at: 13:40:45
Laps: 11
Starters: 23
Posted at: 2:08 PM


PROVISIONAL CLASSIFICATION

Pos	No	Name	Machine	Laps	Race Time	Behind Leader	Behind Prev	Fastest Lap	On Lap
1	29	Harrison VOIGHT (QLD) / McMartin Racing / Voight Contracting / Link International	Ducati V4R	11	17:17.742			1:30.885	2
2	20	Jonathan NAHLOUS (NSW) / Yamaha Racing Team / Yamaha Financial Services / Yamalube / Pirelli	Yamaha YZF-R1	11	17:20.699	2.957	2.957	1:31.315	5
3	3	Cameron DUNKER (NSW) / Blue Marlin Pools East Racing / Alpinestars / KYT / Beven Property Group	Yamaha YZF-R1	11	17:25.971	8.229	5.272	1:31.555	2
4	112	Jacob ROULSTONE (NSW) / CFG Finance Brokers / Motocity / Shark Helmets / Furygan Leathers	Honda CBR RR	11	17:25.980	8.238	.009	1:31.545	6
5	13	Anthony WEST (QLD) / DesmoSport Ducati / Elite Roads	Ducati V4R	11	17:26.970	9.228	.990	1:31.515	2
6	1	Josh WATERS (VIC) / McMartin Racing / Pirelli / Motul / Onyabike Adventures / Stop & Seal	Ducati V4R	11	17:28.509	10.767	1.539	1:31.602	5
7	14	Glenn ALLERTON (NSW) / Superbike Advocates Racing	Ducati V4R	11	17:30.978	13.236	2.469	1:31.816	4
8	33	Jack FAVELLE (NSW) / Addicted to Track / Favelle Enterprises / Kabuto Helmets / FuSport / Ricondi	Yamaha YZF-R1	11	17:32.847	15.105	1.869	1:31.856	2
9	46	Mike JONES (QLD) / Yamaha Racing Team / Yamaha Financial Services / Yamalube / Pirelli	Yamaha YZF-R1	11	17:36.336	18.594	3.489	1:31.542	2
10	10	Marcus HAMOD (NSW) / Motocity / Valor Construction Services / Honda Australia	Honda CBR RR	11	17:51.204	33.462	14.868	1:32.981	4
11	308	John LYTRAS (QLD) / Race & Road / AGV / TCX / Caboolture Yamaha	Yamaha YZF-R1	11	17:52.689	34.947	1.485	1:33.049	2
12	65	Cru HALLIDAY (NSW) / Stop & Seal	Ducati V4R	11	18:06.708	48.966	14.019	1:31.855	2
13	18	Luca DURNING (QLD) / DesmoSport Ducati / The Dentists / Darkart Motosport / TR20	Ducati V4R	11	18:24.606	1:06.864	17.898	1:36.038	3
14	54	Brendan WILSON (VIC) / IRT / Stainless Steel Projects / Pirelli / Quinn Mechanical	Yamaha YZF-R1	11	18:27.115	1:09.373	2.509	1:35.651	2
15	8	Charles HOLDING (SA) / Motojet Garage / Grinning Dingo / RaceBikes	Yamaha YZF-R1	11	18:34.823	1:17.081	7.708	1:36.658	4
16	6	Luke JONES (VIC) / Blue Marlin Pools East Racing / Yamaha / YRD / Pirelli	Yamaha YZF-R1	11	18:36.266	1:18.524	1.443	1:36.470	2
17	31	John QUINN (VIC) / Quinn Mechanical / IRT Motorsport / Stainless Steel Projects	Yamaha YZF-R1	11	18:50.395	1:32.653	14.129	1:36.857	2
18	64	Michael KEMP (SA) / Stop & Seal / Lee's Spot on Motorcycles / SA Pool and Spa Services	Yamaha YZF-R1	11	19:07.788	1:50.046	17.393	1:36.715	2
19	95	Matthew RINDEL (VIC) / Stay Upright / Palegic Pools / Retropower / GRM Performance	Yamaha YZF-R1	11	19:07.799	1:50.057	.011	1:37.914	7
20	94	Mitchell CARR (WA) / Campbell Road Automotive / M-cycles Waroona Electrical Services	Honda CBR RR	10	18:41.678	1 Lap		1:43.397	7
DNF	51	Ross HUDSON (WA) / Track Action / IDB WA / Martin Coaching / City Discount Tyres	Yamaha YZF-R1	8	13:27.330	2 Laps		1:39.015	6
DNF	85	Ty LYNCH (SA) / Unitek Racing / Adelaide M-c Recovery / Michelin / Gas Imports / Tommys Coffee Stop	Yamaha YZF-R1	7	11:23.824	3 Laps		1:35.577	7
DNF	77	Adam SENIOR (WA) / Senior Engineering / Cully's Yamaha / Pirelli / Silkolene	Yamaha YZF-R1	0		10 Laps			

Fastest Lap was 1:30.885 by 29 Harrison VOIGHT (QLD)

Current race lap record for SBK class - 1:30.790 by Harrison VOIGHT (QLD) on a Ducati V4R set on 24/02/24


Chief Timekeeper - Scott Lang


Clerk of Course - Gary Bleazby



www.computime.com.au
COMPUTIME RACE TIMING SYSTEMS PTY LTD





PHILLIP ISLAND 2026



20-22 FEB AUSTRALIAN ROUND

SW-MOTECH SUPERBIKE

Race 3

MELBOURNE EVERY BIT DIFFERENT

ASBK Round 1

Date: 22/02/26
Event: R12
Weather: Light rain - Temp: 24.4C
Track: Drying - Temp: 27.2C

Started at: 13:40:45
Laps: 11
Starters: 23
Posted at: 2:08 PM

PROVISIONAL CLASSIFICATION

Pos	No	Name	Machine	Laps	Race Time	Behind Leader	Behind Prev	Fastest Lap	On Lap
-----	----	------	---------	------	-----------	---------------	-------------	-------------	--------

The results are provisional until the expiration of the time limit for protests and appeals.

Scott Lang

Chief Timekeeper - Scott Lang

Gary Bleazby

Clerk of Course - Gary Bleazby



www.computime.com.au
COMPUTIME RACE TIMING SYSTEMS PTY LTD





PHILLIP ISLAND 2026



20-22 FEB
AUSTRALIAN ROUND

MELBOURNE
EVERY BIT DIFFERENT

ASBK Round 1

SW-MOTECH SUPERBIKE

Race 3

Started at: 13:40:45

Laps: 11

Starters: 23

Posted at: 2:08 PM

Date: 22/02/26
Event: R12
Weather: Light rain - Temp: 24.4C
Track: Drying - Temp: 27.2C

PROVISIONAL LAP TIMES

No	Name	Lap 1	Lap 2	Lap 3	Lap 4	Lap 5	Lap 6	Lap 7	Lap 8	Lap 9	Lap 10	Lap 11
1	Josh WATERS (VIC)	1:36.033	1:32.327	1:32.233	1:31.977	<u>1:31.602</u>	1:31.864	1:32.126	1:32.071	1:36.660	1:44.651	1:46.965
3	Cameron DUNKER (NSW)	1:36.146	<u>1:31.555</u>	1:32.554	1:31.694	1:31.949	1:31.988	1:31.865	1:32.161	1:35.613	1:44.360	1:46.086
6	Luke JONES (VIC)	1:44.152	<u>1:36.470</u>	1:36.893	1:37.458	1:37.024	1:37.954	1:37.810	1:37.836	1:43.382	1:51.917	1:55.370
8	Charles HOLDING (SA)	1:45.385	1:36.989	1:36.830	<u>1:36.658</u>	1:36.674	1:37.767	1:37.566	1:37.953	1:42.965	1:52.712	1:53.324
10	Marcus HAMOD (NSW)	1:39.049	1:33.174	1:33.194	<u>1:32.981</u>	1:33.528	1:33.074	1:33.365	1:33.649	1:37.867	1:50.024	1:51.299
13	Anthony WEST (QLD)	1:36.257	<u>1:31.515</u>	1:32.426	1:31.547	1:31.713	1:32.197	1:31.954	1:32.263	1:36.708	1:44.529	1:45.861
14	Glenn ALLERTON (NSW)	1:37.655	1:32.325	1:32.109	<u>1:31.816</u>	1:33.047	1:32.771	1:32.389	1:32.897	1:35.291	1:45.269	1:45.409
18	Luca DURNING (QLD)	1:40.870	1:37.776	<u>1:36.038</u>	1:36.416	1:36.200	1:36.920	1:36.279	1:36.992	1:41.361	1:51.409	1:54.345
20	Jonathan NAHLOUS (NSW)	1:36.544	1:31.587	1:32.244	1:31.827	<u>1:31.315</u>	1:32.291	1:31.850	1:32.285	1:35.411	1:42.716	1:42.629
29	Harrison VOIGHT (QLD)	1:35.252	<u>1:30.885</u>	1:31.053	1:31.237	1:31.585	1:31.515	1:31.398	1:32.025	1:34.606	1:42.908	1:45.278
31	John QUINN (VIC)	1:43.354	<u>1:36.857</u>	1:37.300	1:37.029	1:37.187	1:46.075	1:37.375	1:39.805	1:46.567	1:52.637	1:56.209
33	Jack FAVELLE (NSW)	1:37.449	<u>1:31.856</u>	1:32.020	1:32.576	1:33.371	1:33.147	1:32.617	1:32.814	1:35.994	1:44.912	1:46.091
46	Mike JONES (QLD)	1:36.210	<u>1:31.542</u>	1:33.061	1:33.074	1:32.861	1:31.783	1:31.674	1:31.832	1:36.986	1:47.865	1:49.448
51	Ross HUDSON (WA)	1:47.617	1:39.455	1:39.068	1:39.257	1:39.890	<u>1:39.015</u>	1:39.079	1:43.949			
54	Brendan WILSON (VIC)	1:41.741	<u>1:35.651</u>	1:35.653	1:36.017	1:35.984	1:36.048	1:36.325	1:37.096	1:44.224	1:52.561	1:55.815
64	Michael KEMP (SA)	1:46.031	<u>1:36.715</u>	1:37.207	1:36.918	1:37.169	1:37.995	1:38.507	1:38.936	1:50.744	2:01.127	2:06.439
65	Cru HALLIDAY (NSW)	1:36.834	<u>1:31.855</u>	1:32.127	1:33.035	1:33.131	1:34.189	1:34.715	1:34.344	1:39.728	1:57.260	1:59.490
85	Ty LYNCH (SA)	1:41.010	1:43.234	1:35.833	1:35.881	1:36.574	1:35.715	<u>1:35.577</u>				
94	Mitchell CARR (WA)	1:51.245	1:45.810	1:45.310	1:44.040	1:44.073	1:44.306	<u>1:43.397</u>	1:50.329	2:12.260	2:20.908	
95	Matthew RINDEL (VIC)	1:46.131	1:39.512	1:39.219	1:38.986	1:39.014	1:38.270	<u>1:37.914</u>	1:41.266	1:48.570	1:56.695	2:02.222
112	Jacob ROULSTONE (NSW)	1:35.733	1:31.872	1:32.953	1:31.984	1:32.187	<u>1:31.545</u>	1:31.760	1:34.249	1:34.649	1:42.774	1:46.274
308	John LYTRAS (QLD)	1:38.244	<u>1:33.049</u>	1:33.276	1:33.732	1:33.998	1:33.968	1:33.740	1:34.450	1:37.335	1:50.038	1:50.859

The results are provisional until the expiration of the time limit for protests and appeals.

Scott Lang
Chief Timekeeper - Scott Lang

Gary Bleazby
Clerk of Course - Gary Bleazby



www.computime.com.au
COMPUTIME RACE TIMING SYSTEMS PTY LTD



SW-MOTECH SUPERBIKE

Race 3

Started at: 13:40:45

Laps: 11


Starters: 23

Posted at: 2:08 PM


Date: 22/02/26
Event: R12
Weather: Light rain - Temp: 24.4C
Track: Drying - Temp: 27.2C

PROVISIONAL SECTOR TIMES

Lap	Sector 1	Sector 2	Sector 3	Sector 4	Lap Time	Spd	Lap	Sector 1	Sector 2	Sector 3	Sector 4	Lap Time	Spd
1 Josh WATERS (VIC) (6th)						8 Charles HOLDING (SA) (15th)							
1	28.368	24.632	14.781	28.252	1:36.033	222	1	32.290	27.217	16.139	29.739	1:45.385	223
2	24.595	24.695	14.875	28.162	1:32.327	314	2	25.511	25.834	15.841	29.803	1:36.989	293
3	24.083	24.657	14.907	28.586	1:32.233	316	3	25.461	25.757	15.798	29.814	1:36.830	293
4	24.229	24.611	14.946	28.191	1:31.977	311	4	25.433	25.765	15.669	29.791	1:36.658	292
5	24.231	24.436	14.807	28.128	1:31.602	306	5	25.398	25.710	15.720	29.846	1:36.674	293
6	24.024	24.473	14.911	28.456	1:31.864	315	6	25.625	26.376	15.830	29.936	1:37.767	286
7	24.276	24.870	14.888	28.092	1:32.126	310	7	25.497	26.085	15.977	30.007	1:37.566	290
8	24.278	24.528	14.851	28.414	1:32.071	306	8	25.571	25.995	15.845	30.542	1:37.953	291
9	25.140	24.943	15.794	30.783	1:36.660	309	9	25.724	26.896	16.970	33.375	1:42.965	285
10	27.065	28.164	17.313	32.109	1:44.651	302	10	28.837	30.052	19.099	34.724	1:52.712	267
11	28.127	28.639	17.501	32.698	1:46.965	293	11	29.045	30.035	18.578	35.666	1:53.324	266
3 Cameron DUNKER (NSW) (3rd)						10 Marcus HAMOD (NSW) (10th)							
1	28.652	24.571	14.599	28.324	1:36.146	217	1	29.842	25.253	14.987	28.967	1:39.049	232
2	24.044	24.315	14.781	28.415	1:31.555	310	2	24.367	24.942	14.969	28.896	1:33.174	313
3	24.102	24.663	15.093	28.696	1:32.554	310	3	24.287	24.966	15.016	28.925	1:33.194	310
4	24.269	24.608	14.661	28.156	1:31.694	307	4	24.250	24.966	15.032	28.733	1:32.981	311
5	24.107	24.777	14.629	28.436	1:31.949	309	5	24.463	25.144	15.084	28.837	1:33.528	311
6	24.152	24.860	14.749	28.227	1:31.988	309	6	24.396	24.906	14.938	28.834	1:33.074	309
7	24.389	24.580	14.662	28.234	1:31.865	309	7	24.484	24.967	15.042	28.872	1:33.365	309
8	24.319	24.393	14.844	28.605	1:32.161	309	8	24.389	24.843	14.952	29.465	1:33.649	309
9	25.012	24.851	15.346	30.404	1:35.613	302	9	24.897	25.486	15.936	31.548	1:37.867	307
10	26.705	27.754	16.979	32.922	1:44.360	291	10	27.103	29.234	18.423	35.264	1:50.024	286
11	27.732	28.447	16.941	32.966	1:46.086	290	11	28.342	29.761	17.932	35.264	1:51.299	278
6 Luke JONES (VIC) (16th)						13 Anthony WEST (QLD) (5th)							
1	32.163	26.430	15.636	29.923	1:44.152	224	1	28.896	24.784	14.697	27.880	1:36.257	221
2	25.472	25.542	15.776	29.680	1:36.470	297	2	24.117	24.416	14.777	28.205	1:31.515	310
3	25.505	25.653	15.809	29.926	1:36.893	299	3	24.202	24.594	15.062	28.568	1:32.426	307
4	25.916	26.010	15.778	29.754	1:37.458	286	4	24.134	24.178	14.937	28.298	1:31.547	308
5	25.569	25.742	15.791	29.922	1:37.024	293	5	24.214	24.262	14.930	28.307	1:31.713	305
6	25.482	26.675	15.873	29.924	1:37.954	297	6	24.395	24.495	14.968	28.339	1:32.197	307
7	25.640	26.076	15.994	30.100	1:37.810	293	7	24.478	24.455	14.804	28.217	1:31.954	305
8	25.498	25.926	15.871	30.541	1:37.836	293	8	24.359	24.172	15.096	28.636	1:32.263	306
9	25.757	27.126	17.417	33.082	1:43.382	290	9	25.362	24.913	15.705	30.728	1:36.708	305
10	28.968	29.935	18.394	34.620	1:51.917	270	10	27.129	27.825	17.064	32.511	1:44.529	302
11	29.315	31.133	18.239	36.683	1:55.370	270	11	27.849	28.019	17.167	32.826	1:45.861	289



Chief Timekeeper - Scott Lang



Clerk of Course - Gary Bleazby





PHILLIP ISLAND 2026



MELBOURNE EVERY BIT DIFFERENT

ASBK Round 1

SW-MOTECH SUPERBIKE

Race 3

Started at: 13:40:45

Laps: 11

Starters: 23

Posted at: 2:08 PM

Date: 22/02/26
 Event: R12
 Weather: Light rain - Temp: 24.4C
 Track: Drying - Temp: 27.2C

PROVISIONAL SECTOR TIMES

Lap	Sector 1	Sector 2	Sector 3	Sector 4	Lap Time	Spd	Lap	Sector 1	Sector 2	Sector 3	Sector 4	Lap Time	Spd
14 Glenn ALLERTON (NSW) (7th)						29 Harrison VOIGHT (QLD) (1st)							
1	29.362	24.808	14.856	28.629	1:37.655	230	1	28.141	24.385	14.782	27.944	1:35.252	224
2	24.561	24.545	14.868	28.351	1:32.325	318	2	23.997	24.148	14.770	27.970	1:30.885	308
3	24.255	24.476	14.899	28.479	1:32.109	316	3	23.968	24.083	14.779	28.223	1:31.053	309
4	24.126	24.514	14.831	28.345	1:31.816	315	4	24.099	24.156	14.873	28.109	1:31.237	307
5	24.529	24.600	15.049	28.869	1:33.047	315	5	24.176	24.277	14.930	28.202	1:31.585	309
6	24.762	24.602	14.952	28.455	1:32.771	309	6	24.118	24.282	14.903	28.212	1:31.515	309
7	24.267	24.611	14.992	28.519	1:32.389	312	7	24.091	24.205	14.938	28.164	1:31.398	310
8	24.304	24.715	15.170	28.708	1:32.897	311	8	24.140	24.302	15.071	28.512	1:32.025	309
9	24.546	24.947	15.475	30.323	1:35.291	309	9	24.484	24.453	15.292	30.377	1:34.606	308
10	28.139	27.895	17.255	31.980	1:45.269	307	10	26.226	27.508	16.766	32.408	1:42.908	301
11	27.483	28.068	17.303	32.555	1:45.409	293	11	27.526	27.976	16.941	32.835	1:45.278	293
18 Luca DURNING (QLD) (13th)						31 John QUINN (VIC) (17th)							
1	30.335	25.552	15.342	29.641	1:40.870	236	1	31.437	26.285	15.750	29.882	1:43.354	227
2	27.105	25.492	15.582	29.597	1:37.776	307	2	25.714	25.646	15.706	29.791	1:36.857	299
3	25.232	25.536	15.510	29.760	1:36.038	308	3	26.021	25.837	15.592	29.850	1:37.300	298
4	25.255	25.917	15.587	29.657	1:36.416	307	4	25.645	25.985	15.810	29.589	1:37.029	288
5	25.192	25.735	15.590	29.683	1:36.200	306	5	25.482	25.981	15.918	29.806	1:37.187	293
6	25.349	25.875	15.711	29.985	1:36.920	305	6	25.636	34.754	15.802	29.883	1:46.075	293
7	25.227	25.451	15.542	30.059	1:36.279	303	7	25.384	26.122	15.851	30.018	1:37.375	293
8	25.307	25.717	15.729	30.239	1:36.992	304	8	25.769	26.672	16.155	31.209	1:39.805	294
9	25.722	26.474	16.663	32.502	1:41.361	302	9	28.149	28.577	17.202	32.639	1:46.567	286
10	29.050	29.608	18.150	34.601	1:51.409	257	10	29.870	30.294	17.942	34.531	1:52.637	258
11	29.890	30.789	18.476	35.190	1:54.345	255	11	29.513	31.454	18.948	36.294	1:56.209	260
20 Jonathan NAHLOUS (NSW) (2nd)						33 Jack FAVELLE (NSW) (8th)							
1	28.789	24.805	14.637	28.313	1:36.544	224	1	29.336	25.004	14.774	28.335	1:37.449	222
2	24.205	24.363	14.619	28.400	1:31.587	312	2	24.226	24.410	14.803	28.417	1:31.856	306
3	24.034	24.600	14.982	28.628	1:32.244	313	3	24.216	24.530	14.820	28.454	1:32.020	306
4	24.285	24.546	14.765	28.231	1:31.827	309	4	24.330	24.487	14.837	28.922	1:32.576	304
5	24.006	24.460	14.652	28.197	1:31.315	310	5	24.977	24.766	14.961	28.667	1:33.371	305
6	24.373	24.374	15.153	28.391	1:32.291	307	6	24.613	24.980	14.955	28.599	1:33.147	303
7	24.286	24.309	14.778	28.477	1:31.850	312	7	24.410	24.661	14.995	28.551	1:32.617	303
8	24.488	24.466	14.821	28.510	1:32.285	308	8	24.609	24.533	14.944	28.728	1:32.814	301
9	25.349	24.568	15.174	30.320	1:35.411	304	9	24.698	25.081	15.577	30.638	1:35.994	300
10	26.384	27.056	16.815	32.461	1:42.716	300	10	27.235	28.056	17.023	32.598	1:44.912	299
11	27.176	27.240	16.606	31.607	1:42.629	296	11	27.528	28.467	17.177	32.919	1:46.091	296

Scott Lang
 Chief Timekeeper - Scott Lang

Gary Bleazby
 Clerk of Course - Gary Bleazby



www.computime.com.au
 COMPUTIME RACE TIMING SYSTEMS PTY LTD




SW-MOTECH SUPERBIKE
Race 3

 Started at: **13:40:45**

 Laps: **11**

 Starters: **23**

 Posted at: **2:08 PM**

 Date: **22/02/26**
 Event: **R12**
 Weather: **Light rain - Temp: 24.4C**
 Track: **Drying - Temp: 27.2C**
PROVISIONAL SECTOR TIMES

Lap	Sector 1	Sector 2	Sector 3	Sector 4	Lap Time	Spd	Lap	Sector 1	Sector 2	Sector 3	Sector 4	Lap Time	Spd
46 Mike JONES (QLD) (9th)							3	25.663	26.042	15.661	29.841	1:37.207	299
1	28.855	24.582	14.650	28.123	1:36.210	220	4	25.468	26.063	15.517	29.870	1:36.918	298
2	24.119	24.348	14.721	28.354	1:31.542	319	5	25.662	25.831	15.738	29.938	1:37.169	296
3	24.168	25.021	14.862	29.010	1:33.061	313	6	25.958	26.103	15.575	30.359	1:37.995	289
4	24.301	24.755	14.831	29.187	1:33.074	311	7	26.042	26.016	15.955	30.494	1:38.507	291
5	24.870	24.441	14.995	28.555	1:32.861	306	8	26.174	26.067	15.899	30.796	1:38.936	290
6	24.134	24.341	14.841	28.467	1:31.783	308	9	26.965	28.340	18.934	36.505	1:50.744	285
7	24.150	24.372	14.852	28.300	1:31.674	306	10	31.557	32.466	19.570	37.534	2:01.127	242
8	24.142	24.392	14.846	28.452	1:31.832	312	11	32.564	33.322	20.747	39.806	2:06.439	245
9	24.291	25.138	16.101	31.456	1:36.986	301	65 Cru HALLIDAY (NSW) (12th)						
10	27.678	28.500	18.029	33.658	1:47.865	299	1	29.089	24.854	14.803	28.088	1:36.834	231
11	28.609	29.240	17.796	33.803	1:49.448	277	2	24.149	24.571	14.824	28.311	1:31.855	317
51 Ross HUDSON (WA) (DNF)							3	24.222	24.530	14.995	28.380	1:32.127	320
1	33.402	27.449	16.138	30.628	1:47.617	219	4	24.395	24.532	14.985	29.123	1:33.035	312
2	26.597	26.503	16.031	30.324	1:39.455	292	5	24.951	24.775	14.933	28.472	1:33.131	312
3	26.034	26.542	16.172	30.320	1:39.068	290	6	24.821	24.958	15.155	29.255	1:34.189	318
4	26.144	26.604	16.159	30.350	1:39.257	288	7	25.339	25.206	15.266	28.904	1:34.715	313
5	26.531	26.787	16.191	30.381	1:39.890	281	8	24.889	25.108	15.290	29.057	1:34.344	309
6	26.314	26.357	16.226	30.118	1:39.015	281	9	25.003	25.566	16.307	32.852	1:39.728	308
7	26.085	26.512	15.995	30.487	1:39.079	281	10	28.567	34.186	18.933	35.574	1:57.260	281
8	26.878	27.719	16.802	32.550	1:43.949	278	11	33.300	30.829	18.953	36.408	1:59.490	288
54 Brendan WILSON (VIC) (14th)							85 Ty LYNCH (SA) (DNF)						
1	30.930	25.871	15.668	29.272	1:41.741	225	1	30.619	25.656	15.443	29.292	1:41.010	224
2	25.233	25.460	15.553	29.405	1:35.651	303	2	32.581	25.724	15.667	29.262	1:43.234	299
3	25.196	25.452	15.587	29.418	1:35.653	295	3	25.214	25.570	15.412	29.637	1:35.833	298
4	25.286	25.651	15.666	29.414	1:36.017	294	4	25.460	25.418	15.447	29.556	1:35.881	298
5	25.293	25.678	15.626	29.387	1:35.984	293	5	25.968	25.360	15.580	29.666	1:36.574	291
6	25.180	25.662	15.762	29.444	1:36.048	294	6	25.041	25.877	15.530	29.267	1:35.715	297
7	25.285	25.676	15.813	29.551	1:36.325	292	7	25.309	25.519	15.454	29.295	1:35.577	293
8	25.400	25.606	15.830	30.260	1:37.096	292	94 Mitchell CARR (WA) (20th)						
9	26.723	27.127	17.340	33.034	1:44.224	278	1	33.259	28.832	17.277	31.877	1:51.245	224
10	29.699	29.705	18.515	34.642	1:52.561	239	2	27.723	28.346	17.583	32.158	1:45.810	269
11	30.021	31.477	18.461	35.856	1:55.815	252	3	27.445	28.417	17.243	32.205	1:45.310	273
64 Michael KEMP (SA) (18th)							4	27.378	27.836	16.990	31.836	1:44.040	274
1	32.405	27.284	16.198	30.144	1:46.031	231	5	27.391	27.945	17.223	31.514	1:44.073	273
2	25.718	25.748	15.538	29.711	1:36.715	291	6	27.517	28.055	16.961	31.773	1:44.306	276

Chief Timekeeper - Scott Lang

Clerk of Course - Gary Bleazby





PHILLIP ISLAND 2026



20-22 FEB
AUSTRALIAN ROUND

MELBOURNE
EVERY BIT DIFFERENT

ASBK Round 1

SW-MOTECH SUPERBIKE

Race 3

Started at: 13:40:45

Laps: 11

Starters: 23

Posted at: 2:08 PM

Date: 22/02/26
Event: R12
Weather: Light rain - Temp: 24.4C
Track: Drying - Temp: 27.2C

PROVISIONAL SECTOR TIMES

Lap	Sector 1	Sector 2	Sector 3	Sector 4	Lap Time	Spd	Lap	Sector 1	Sector 2	Sector 3	Sector 4	Lap Time	Spd
7	<u>27.162</u>	<u>27.815</u>	<u>16.615</u>	31.805	<u>1:43.397</u>	272	5	24.212	24.727	15.076	<u>28.172</u>	1:32.187	315
8	27.452	28.062	18.018	36.797	1:50.329	268	6	24.131	<u>24.291</u>	14.759	28.364	<u>1:31.545</u>	303
9	33.138	36.313	22.701	40.108	2:12.260	224	7	24.199	24.595	<u>14.739</u>	28.227	1:31.760	318
10	35.812	37.936	23.320	43.840	2:20.908	187	8	24.313	26.792	14.919	28.225	1:34.249	314
							9	<u>24.108</u>	24.851	15.171	30.519	1:34.649	316
95 Matthew RINDEL (VIC) (19th)							10	26.905	27.299	16.716	31.854	1:42.774	306
1	32.047	27.339	16.133	30.612	1:46.131	228	11	27.692	28.367	17.369	32.846	1:46.274	298
2	26.599	26.439	16.144	30.330	1:39.512	283							
3	26.067	26.669	16.022	30.461	1:39.219	283	308 John LYTRAS (QLD) (11th)						
4	25.867	26.499	16.108	30.512	1:38.986	292	1	29.637	25.007	14.959	28.641	1:38.244	226
5	25.873	26.646	16.116	30.379	1:39.014	290	2	24.708	<u>24.672</u>	<u>15.027</u>	<u>28.642</u>	<u>1:33.049</u>	303
6	25.836	26.257	15.973	30.204	1:38.270	293	3	<u>24.665</u>	24.858	15.083	28.670	1:33.276	301
7	<u>25.747</u>	<u>26.149</u>	<u>15.939</u>	<u>30.079</u>	<u>1:37.914</u>	293	4	24.701	25.097	15.099	28.835	1:33.732	298
8	26.030	27.061	16.633	31.542	1:41.266	292	5	24.824	25.146	15.102	28.926	1:33.998	296
9	28.241	29.082	17.824	33.423	1:48.570	242	6	24.707	24.991	15.216	29.054	1:33.968	299
10	29.982	31.090	19.082	36.541	1:56.695	251	7	24.830	24.930	15.142	28.838	1:33.740	297
11	31.290	32.320	20.109	38.503	2:02.222	246	8	24.727	24.964	15.276	29.483	1:34.450	297
							9	25.493	25.518	15.771	30.553	1:37.335	293
112 Jacob ROULSTONE (NSW) (4th)							10	27.737	29.393	18.129	34.779	1:50.038	281
1	28.525	24.373	14.693	28.142	1:35.733	225	11	28.689	29.604	18.005	34.561	1:50.859	271
2	24.174	24.411	14.886	28.401	1:31.872	309							
3	24.116	24.631	15.147	29.059	1:32.953	311							
4	24.202	24.558	14.980	28.244	1:31.984	307							

The results are provisional until the expiration of the time limit for protests and appeals.

Scott Lang
Chief Timekeeper - Scott Lang

Gary Bleazby
Clerk of Course - Gary Bleazby



www.computime.com.au
COMPUTIME RACE TIMING SYSTEMS PTY LTD





PHILLIP ISLAND 2026



20-22 FEB
AUSTRALIAN ROUND

MELBOURNE
EVERY BIT DIFFERENT

ASBK Round 1

SW-MOTECH SUPERBIKE

Race 3

Date: 22/02/26
Event: R12
Weather: Light rain - Temp: 24.4C
Track: Drying - Temp: 27.2C

Started at: 13:40:45
Laps: 11
Starters: 23
Posted at: 2:08 PM

PROVISIONAL FASTEST LAPS SEQUENCE

Lap	Race Pos	No	Name	Machine	Fastest Lap	On Lap
1	1	29	Harrison VOIGHT (QLD)	Ducati V4R	1:35.252	1
2	1	29	Harrison VOIGHT (QLD)	Ducati V4R	1:30.885	2

The results are provisional until the expiration of the time limit for protests and appeals.

Scott Lang

Chief Timekeeper - Scott Lang

Gary Bleazby

Clerk of Course - Gary Bleazby



www.computime.com.au
COMPUTIME RACE TIMING SYSTEMS PTY LTD





PHILLIP ISLAND 2026



MELBOURNE EVERY BIT DIFFERENT

ASBK Round 1

SW-MOTEC SUPERBIKE

Race 3

Started at: 13:40:45

Laps: 11

Starters: 23

Posted at: 2:08 PM

Date: 22/02/26
 Event: R12
 Weather: Light rain - Temp: 24.4C
 Track: Drying - Temp: 27.2C

PROVISIONAL LAP SHEET

No	Lap Time	Gap	No	Lap Time	Gap	No	Lap Time	Gap	No	Lap Time	Gap	No	Lap Time	Gap			
Lap 1			33	1:31.856	3.168	85	1:35.833	22.887	1	1:31.602	4.160	85	1:35.715	36.720	6	1:37.954	38.424
29	1:35.252		14	1:32.325	3.843	95	1:39.219	27.672	112	1:32.187	4.717	6	1:37.954	38.424	8	1:37.767	38.776
112	1:35.733	.481	308	1:33.049	5.156	51	1:39.068	28.950	46	1:32.861	6.736	8	1:37.767	38.776	64	1:37.995	40.508
1	1:36.033	.781	10	1:33.174	6.086	94	1:45.310	45.175	14	1:33.047	6.940	64	1:37.995	40.508	31	1:46.075	46.275
3	1:36.146	.894	54	1:35.651	11.255	Lap 4			65	1:33.131	6.970	31	1:46.075	46.275	95	1:38.270	49.605
46	1:36.210	.958	18	1:37.776	12.509	29	1:31.237		33	1:33.371	7.260	95	1:38.270	49.605	51	1:39.015	52.775
13	1:36.257	1.005	31	1:36.857	14.074	13	1:31.547	3.318	10	1:33.528	11.914	51	1:39.015	52.775	94	1:44.306	1:23.25
20	1:36.544	1.292	6	1:36.470	14.485	3	1:31.694	3.522	308	1:33.998	12.287	94	1:44.306	1:23.25	Lap 7		
65	1:36.834	1.582	8	1:36.989	16.237	20	1:31.827	3.775	54	1:35.984	25.034	29	1:31.398		13	1:31.954	4.684
33	1:37.449	2.197	64	1:36.715	16.609	112	1:31.984	4.115	18	1:36.200	27.288	13	1:31.954	4.684	20	1:31.850	4.733
14	1:37.655	2.403	85	1:43.234	18.107	1	1:31.977	4.143	31	1:37.187	31.715	20	1:31.850	4.733	3	1:31.865	4.826
308	1:38.244	2.992	95	1:39.512	19.506	65	1:33.035	5.424	6	1:37.024	31.985	3	1:31.865	4.826	112	1:31.760	5.109
10	1:39.049	3.797	51	1:39.455	20.935	46	1:33.074	5.460	85	1:36.574	32.520	112	1:31.760	5.109	1	1:32.126	5.237
18	1:40.870	5.618	94	1:45.810	30.918	33	1:32.576	5.474	8	1:36.674	32.524	1	1:32.126	5.237	46	1:31.674	7.280
85	1:41.010	5.758	Lap 3			14	1:31.816	5.478	64	1:37.169	34.028	46	1:31.674	7.280	14	1:32.389	9.187
54	1:41.741	6.489	29	1:31.053		308	1:33.732	9.874	95	1:39.014	42.850	14	1:32.389	9.187	33	1:32.617	10.111
31	1:43.354	8.102	13	1:32.426	3.008	10	1:32.981	9.971	51	1:39.890	45.275	33	1:32.617	10.111	65	1:34.715	12.961
6	1:44.152	8.900	3	1:32.554	3.065	54	1:36.017	20.635	94	1:44.073	1:10.46	65	1:34.715	12.961	10	1:33.365	15.440
8	1:45.385	10.133	20	1:32.244	3.185	18	1:36.416	22.673	Lap 6			10	1:33.365	15.440	308	1:33.740	17.082
64	1:46.031	10.779	112	1:32.953	3.368	31	1:37.029	26.113	29	1:31.515		308	1:33.740	17.082	54	1:36.325	34.494
95	1:46.131	10.879	1	1:32.233	3.403	6	1:37.458	26.546	13	1:32.197	4.128	54	1:36.325	34.494	18	1:36.279	37.574
51	1:47.617	12.365	46	1:33.061	3.623	8	1:36.658	27.435	20	1:32.291	4.281	18	1:36.279	37.574	85	1:35.577	40.899
94	1:51.245	15.993	65	1:32.127	3.626	85	1:35.881	27.531	3	1:31.988	4.359	85	1:35.577	40.899	6	1:37.810	44.836
Lap 2			33	1:32.020	4.135	64	1:36.918	28.444	1	1:31.864	4.509	6	1:37.810	44.836	8	1:37.566	44.944
29	1:30.885		14	1:32.109	4.899	95	1:38.986	35.421	112	1:31.545	4.747	8	1:37.566	44.944	64	1:38.507	47.617
112	1:31.872	1.468	308	1:33.276	7.379	51	1:39.257	36.970	46	1:31.783	7.004	64	1:38.507	47.617	31	1:37.375	52.252
3	1:31.555	1.564	10	1:33.194	8.227	94	1:44.040	57.978	14	1:32.771	8.196	31	1:37.375	52.252	95	1:37.914	56.121
46	1:31.542	1.615	54	1:35.653	15.855	Lap 5			33	1:33.147	8.892	95	1:37.914	56.121	51	1:39.079	1:00.45
13	1:31.515	1.635	18	1:36.038	17.494	29	1:31.585		65	1:34.189	9.644	51	1:39.079	1:00.45	Lap 8		
20	1:31.587	1.994	31	1:37.300	20.321	13	1:31.713	3.446	10	1:33.074	13.473	29	1:32.025				
1	1:32.327	2.223	6	1:36.893	20.325	20	1:31.315	3.505	308	1:33.968	14.740						
65	1:31.855	2.552	8	1:36.830	22.014	3	1:31.949	3.886	54	1:36.048	29.567						
			64	1:37.207	22.763				18	1:36.920	32.693						

Scott Lang
 Chief Timekeeper - Scott Lang

Gary Bleazby
 Clerk of Course - Gary Bleazby



www.computime.com.au
 COMPUTIME RACE TIMING SYSTEMS PTY LTD





PHILLIP ISLAND 2026



20-22 FEB AUSTRALIAN ROUND

MELBOURNE EVERY BIT DIFFERENT

ASBK Round 1

SW-MOTECH SUPERBIKE

Race 3

Started at: 13:40:45

Laps: 11

Starters: 23

Posted at: 2:08 PM

Date: 22/02/26
 Event: R12
 Weather: Light rain - Temp: 24.4C
 Track: Drying - Temp: 27.2C

PROVISIONAL LAP CHART

Name	Grid	1	2	3	4	5	6	7	8	9	10	11	Name
H. VOIGHT	20	20	20	20	20	20	20	20	20	20	20	20	H. VOIGHT
J. WATERS	1	112	112	13	13	13	13	13	13	20	20	20	J. NAHLOUS
C. DUNKER	3	1	3	3	3	20	20	20	3	3	112	3	C. DUNKER
A. WEST	13	3	46	20	20	3	3	3	20	13	3	112	J. ROULSTONE
J. ROULSTONE	112	46	13	112	112	1	1	112	1	1	13	13	A. WEST
M. JONES	46	13	20	1	1	112	112	1	46	112	1	1	J. WATERS
J. FAVELLE	33	20	1	46	65	46	46	46	112	46	14	14	G. ALLERTON
J. NAHLOUS	20	65	65	65	46	14	14	14	14	14	33	33	J. FAVELLE
C. HALLIDAY	65	33	33	33	33	65	33	33	33	33	46	46	M. JONES
G. ALLERTON	14	14	14	14	14	33	65	65	65	10	10	10	M. HAMOD
J. LYTRAS	308	308	308	308	308	10	10	10	10	65	308	308	J. LYTRAS
M. HAMOD	10	10	10	10	10	308	308	308	308	308	65	65	C. HALLIDAY
T. LYNCH	85	18	54	54	54	54	54	54	54	54	18	18	L. DURNING
B. WILSON	54	85	18	18	18	18	18	18	18	18	54	54	B. WILSON
L. DURNING	18	54	31	31	31	31	85	85	6	8	6	8	C. HOLDING
J. NEWMAN	4	31	6	6	6	6	6	6	8	6	8	6	L. JONES
J. QUINN	31	6	8	8	8	85	8	8	64	64	31	31	J. QUINN
A. SENIOR	77	8	64	64	85	8	64	64	31	31	64	64	M. KEMP
L. JONES	6	64	85	85	64	64	31	31	95	95	95	95	M. RINDEL
C. HOLDING	8	95	95	95	95	95	95	95	51	94	94		M. CARR
M. RINDEL	95	51	51	51	51	51	51	51	94				
M. KEMP	64	94	94	94	94	94	94	94					
R. HUDSON	51												
M. CARR	94												

The results are provisional until the expiration of the time limit for protests and appeals.

Scott Lang
 Chief Timekeeper - Scott Lang

Gary Bleazby
 Clerk of Course - Gary Bleazby



www.computime.com.au
 COMPUTIME RACE TIMING SYSTEMS PTY LTD





PHILLIP ISLAND 2026



MELBOURNE EVERY BIT DIFFERENT

ASBK Round 1

SW-MOTECH SUPERBIKE

Race 3

Started at: 13:40:45

Laps: 11

Starters: 23

Posted at: 2:08 PM

Date: 22/02/26
 Event: R12
 Weather: Light rain - Temp: 24.4C
 Track: Drying - Temp: 27.2C

PROVISIONAL BEST SECTOR TIMES

Pos	Sector 1		Sector 2		Sector 3		Sector 4		Lap		Ideal	Fastest	Diff
	Name	Time	Name	Time	Name	Time	Name	Time	Name	Time			
1	H. VOIGHT	23.968	H. VOIGHT	24.083	J. NAHLOUS	14.619	H. VOIGHT	27.970	H. VOIGHT	1:30.791	1:30.885	.094	
2	J. NAHLOUS	24.006	A. WEST	24.172	C. DUNKER	14.629	J. WATERS	28.092	J. NAHLOUS	1:31.131	1:31.315	.184	
3	J. WATERS	24.024	J. ROULSTON	24.291	M. JONES	14.721	C. DUNKER	28.156	C. DUNKER	1:31.144	1:31.555	.411	
4	C. DUNKER	24.044	J. NAHLOUS	24.309	J. ROULSTON	14.739	J. ROULSTON	28.172	A. WEST	1:31.271	1:31.515	.244	
5	J. ROULSTON	24.108	C. DUNKER	24.315	H. VOIGHT	14.770	J. NAHLOUS	28.197	J. ROULSTONE	1:31.310	1:31.545	.235	
6	A. WEST	24.117	M. JONES	24.341	A. WEST	14.777	A. WEST	28.205	J. WATERS	1:31.359	1:31.602	.243	
7	M. JONES	24.119	J. FAVELLE	24.410	J. FAVELLE	14.803	M. JONES	28.300	M. JONES	1:31.481	1:31.542	.061	
8	G. ALLERTON	24.126	J. WATERS	24.436	J. WATERS	14.807	C. HALLIDAY	28.311	G. ALLERTON	1:31.778	1:31.816	.038	
9	C. HALLIDAY	24.149	G. ALLERTON	24.476	C. HALLIDAY	14.824	G. ALLERTON	28.345	C. HALLIDAY	1:31.814	1:31.855	.041	
10	J. FAVELLE	24.216	C. HALLIDAY	24.530	G. ALLERTON	14.831	J. FAVELLE	28.417	J. FAVELLE	1:31.846	1:31.856	.010	
11	M. HAMOD	24.250	J. LYTRAS	24.672	M. HAMOD	14.938	J. LYTRAS	28.642	M. HAMOD	1:32.764	1:32.981	.217	
12	J. LYTRAS	24.665	M. HAMOD	24.843	J. LYTRAS	15.027	M. HAMOD	28.733	J. LYTRAS	1:33.006	1:33.049	.043	
13	T. LYNCH	25.041	T. LYNCH	25.360	T. LYNCH	15.412	T. LYNCH	29.262	T. LYNCH	1:35.075	1:35.577	.502	
14	B. WILSON	25.180	L. DURNING	25.451	L. DURNING	15.510	B. WILSON	29.387	B. WILSON	1:35.572	1:35.651	.079	
15	L. DURNING	25.192	B. WILSON	25.452	M. KEMP	15.517	J. QUINN	29.589	L. DURNING	1:35.750	1:36.038	.288	
16	J. QUINN	25.384	L. JONES	25.542	B. WILSON	15.553	L. DURNING	29.597	J. QUINN	1:36.211	1:36.857	.646	
17	C. HOLDING	25.398	J. QUINN	25.646	J. QUINN	15.592	L. JONES	29.680	M. KEMP	1:36.444	1:36.715	.271	
18	M. KEMP	25.468	C. HOLDING	25.710	C. HOLDING	15.669	M. KEMP	29.711	L. JONES	1:36.470	1:36.470	.000	
19	L. JONES	25.472	M. KEMP	25.748	L. JONES	15.776	C. HOLDING	29.791	C. HOLDING	1:36.568	1:36.658	.090	
20	M. RINDEL	25.747	M. RINDEL	26.149	M. RINDEL	15.939	M. RINDEL	30.079	M. RINDEL	1:37.914	1:37.914	.000	
21	R. HUDSON	26.034	R. HUDSON	26.357	R. HUDSON	15.995	R. HUDSON	30.118	R. HUDSON	1:38.504	1:39.015	.511	
22	M. CARR	27.162	M. CARR	27.815	M. CARR	16.615	M. CARR	31.514	M. CARR	1:43.106	1:43.397	.291	

The results are provisional until the expiration of the time limit for protests and appeals.

Scott Lang
 Chief Timekeeper - Scott Lang

Gary Bleazby
 Clerk of Course - Gary Bleazby



www.computime.com.au
 COMPUTIME RACE TIMING SYSTEMS PTY LTD





PHILLIP ISLAND 2026



MELBOURNE
EVERY BIT DIFFERENT

ASBK Round 1

AUSTRALIAN SUPERBIKE CHAMPIONSHIP
PROVISIONAL PROGRESSIVE CHAMPIONSHIP POINTS

AUSTRALIAN SUPERBIKE CHAMPIONSHIP

Pos	No	Name	Machine	Rnd 1 Pole	Rnd 1 Race 1	Rnd 1 Race 2	Rnd 1 Race 3	Total
1	29	Harrison VOIGHT	Ducati	1	25	17	25	68
2	112	Jacob ROULSTONE	Honda		20	25	17	62
3	3	Cameron DUNKER	Yamaha		18	20	18	56
4	1	Josh WATERS	Ducati		17	18	15	50
5	20	Jonathan NAHLOUS	Yamaha		15	12	20	47
6	13	Anthony WEST	Ducati		14	15	16	45
7	14	Glenn ALLERTON	Ducati		12	16	14	42
8	46	Mike JONES	Yamaha		16	14	12	42
9	65	Cru HALLIDAY	Ducati		13	13	9	35
10	33	Jack FAVELLE	Yamaha		11	11	13	35
11	10	Marcus HAMOD	Honda		10	9	11	30
12	308	John LYTRAS	Yamaha		9	10	10	29
13	18	Luca DURNING	Ducati		7	8	8	23
14	54	Brendan WILSON	Yamaha		8	5	7	20
15	8	Charles HOLDING	Yamaha		4	7	6	17
16	31	John QUINN	Yamaha		5	6	4	15
17	6	Luke JONES	Yamaha		2	3	5	10
18	85	Ty LYNCH	Yamaha		6			6
19	95	Matthew RINDEL	Yamaha		3		2	5
20	51	Ross HUDSON	Yamaha			4		4
21	64	Michael KEMP	Yamaha			1	3	4
22	77	Adam SENIOR	Yamaha		1	2		3
23	94	Mitchell CARR	Honda				1	1

AUSTRALIAN SUPERBIKE - MANUFACTURERS CHAMPIONSHIP

Pos	No	Name	Rnd 1 Pole	Rnd 1 Race 1	Rnd 1 Race 2	Rnd 1 Race 3	Total
1		Yamaha		98	95	100	293
2		Ducati	1	88	87	87	263
3		Honda		30	34	29	93

AUSTRALIAN SUPERBIKE - TEAMS CHAMPIONSHIP

Pos	No	Name	Rnd 1 Race 1	Rnd 1 Race 2	Rnd 1 Race 3	Total
1		McMartin Racing	42	35	40	117
2		Motocity	30	35	28	93
3		Yamaha Racing Team	31	26	32	89
4		Blue Marlin Pools East Racing	23	26	25	74
5		DesmoSport Ducati	22	24	25	71
6		Stop & Seal	17	18	15	50
7		IRT Motorsport	15	15	14	44
8		Superbike Advocates Racing	12	16	14	42
9		Addicted to Track	11	11	13	35
10		Unitek Racing	7			7

Scott Lang
Chief Timekeeper - Scott Lang

Gary Bleazby
Clerk of Course - Gary Bleazby



www.computime.com.au
COMPUTIME RACE TIMING SYSTEMS PTY LTD





PHILLIP ISLAND 2026



20-22 FEB AUSTRALIAN ROUND

SW-MOTECH SUPERBIKE

Race 3

MELBOURNE EVERY BIT DIFFERENT

ASBK Round 1

Date: 22/02/26
Event: R12
Weather: Light rain - Temp: 24.4C
Track: Drying - Temp: 27.2C

Started at: 13:40:45
Laps: 11
Starters: 23
Posted at: 2:08 PM

PROVISIONAL RACE INFORMATION

Time	Description
13:29:05	PIT EXIT OPEN - SIGHTING LAP STARTED
13:32:06	PIT EXIT CLOSED - BIKES ON GRID FOR MEDIA
13:38:03	WARM UP LAP STARTED
13:40:45	Event Start
13:43:36	NO JUMP STARTS
13:51:28	2/3 RACE DISTANCE
13:53:15	Rider 85 (Ty LYNCH) BLACK FLAG - MECHANICAL
13:58:03	Chequered Flag
14:00:19	Event Finish

The results are provisional until the expiration of the time limit for protests and appeals.

Scott Lang

Chief Timekeeper - Scott Lang

Gary Bleazby

Clerk of Course - Gary Bleazby



www.computime.com.au
COMPUTIME RACE TIMING SYSTEMS PTY LTD

