



Rnd 4 : June 26 - 28, 2026

Queensland Raceway



**RACE & ROAD SUPERSPORT 300**

**Qualifying 1**

Date: 27/06/26  
 Event: Q03  
 Weather: Partly cloudy - Temp: 17.5C  
 Track: Dry - Temp: 19.5C

Started at: 09:50:15  
 Laps: 20 Min  
 Starters: 21  
 Posted at: 10:15

**PROVISIONAL CLASSIFICATION**

Pos	No	Name	Machine	Fastest Lap	On Lap	Behind Leader	Behind Prev	Top Speed
1	42	Riley NAUTA (QLD) / Champions Ride Days / Pipe Tek / Dunlop / Kawasaki	Kawasaki Ninja	1:20.801	7 of 7			185
2	128	Tyler KING (VIC) / AVA NZ / GVR / WET4U Race Fairings / Mad Mike Motosports	Kawasaki Ninja	1:21.316	11 of 12	.515	.515	185
3	12	Orlando PEOVITIS (WA) / Champions Ride Days / Pipe Tek / Dunlop / Kawasaki	Kawasaki Ninja	1:21.439	7 of 7	.638	.123	189
4	95	Tara MORRISON (SA) / Active Tree Services / Nightmare Designs / Marisas Kitchen	Kawasaki Ninja	1:22.014	10 of 13	1.213	.575	183
5	39	Krittapat KEANKUM (VIC) / TeamBWR / Murrundi Ferry Services / Pitmans Yamaha / Bridgestone	Yamaha YZF-R3	1:22.030	3 of 10	1.229	.016	186
6	85	Phoenix O'BRIEN (VIC) / Blue Marlin Pools East Racing	Yamaha YZF-R3	1:22.103	3 of 10	1.302	.073	185
7	4	Ethan DELLOW (SA) / TeamBWR / Murrundi Ferry Services / Pitmans Yamaha / Bridgestone	Yamaha YZF-R3	1:22.752	4 of 4	1.951	.649	176
8	34	Seth DELLOW (SA) / YRD / Yamaha Australia / Simpson Crash / Simpson Signs	Yamaha YZF-R3	1:22.812	2 of 12	2.011	.060	179
9	5	Jake SENIOR (VIC) / BMPE Racing / Yamaha / Ricondi / HJC	Yamaha YZF-R3	1:22.849	2 of 12	2.048	.037	187
10	33	Jordy SIMPSON (SA) / YRD / Yamaha Australia / Simpson Crash / Simpson Signs	Yamaha YZF-R3	1:22.928	8 of 11	2.127	.079	187
11	11	Nikolas LAZOS (VIC) / GRM Performance / Excell Security / StrataWolf / Traianon T-port	Yamaha YZF-R3	1:22.954	13 of 13	2.153	.026	181
12	71	Krue KNIGHT (VIC) / Supergroups / Drouin Scrap Metal / Mad Cat / Hip Pocket W-wear Warragul	Yamaha YZF-R3	1:22.960	11 of 11	2.159	.006	174
13	61	Rossi McADAM (WA) / KYT Helmets / Wellsprung Suspension / Shark Leathers / Motoracer	Yamaha YZF-R3	1:23.243	13 of 13	2.442	.283	183
14	22	Charlie NICHOLS (NSW) / Goulburn Automotive Centre / Roksolid Concreting / Goulburn Power Ctr.	Kawasaki Ninja	1:23.245	9 of 14	2.444	.002	185
15	30	Jed LOUIS (NSW)	Yamaha YZF-R3	1:23.566	3 of 14	2.765	.321	186
16	108	Jacob ELMS (QLD)	Yamaha YZF-R3	1:23.717	14 of 14	2.916	.151	181
17	23	Matthew RITTER (VIC) / Megacycle / Ricondi / AGV / Pointer	Kawasaki Ninja	1:23.817	10 of 11	3.016	.100	182
18	84	Zac RUSSO (NSW) / Omega / Complete AV / Competitive Edge Perform. / Underlayers	Yamaha YZF-R3	1:24.248	12 of 14	3.447	.431	180
19	15	Valentino MITCHELL (QLD)	Kawasaki Ninja	1:24.456	14 of 14	3.655	.208	176
20	19	Kiara VEST (QLD) / DC8 Studio / Two Wheel Decals / Martys Moto / Race & Road	Yamaha YZF-R3	1:24.632	6 of 12	3.831	.176	182
21	9	Miles NICHOLAS (NSW) / Riding Rubber / Symbolic Signage & Branding / Envy Auto Styling / Secolve	Kawasaki Ninja	1:25.994	7 of 11	5.193	1.362	177

New qualifying record for 300 class - Previous: 1:20.849 by Brandon DEMMERY (NSW) on a Yamaha YZF-R3 set on 29/04/23

\*\*\* Indicative qualifying time - 1:30.497 \*\*\*

The results are provisional until the expiration of the time limit for protests and appeals.

*Scott Laing*  
 Chief Timekeeper - Scott Laing

*Gary Bleazby*  
 Clerk of Course - Gary Bleazby





Rnd 4 : June 26 - 28, 2026

Queensland Raceway



RACE & ROAD SUPERSPORT 300

Qualifying 1

Date: 27/06/26  
 Event: Q03  
 Weather: Partly cloudy - Temp: 17.5C  
 Track: Dry - Temp: 19.5C

Started at: 09:50:15  
 Laps: 20 Min  
 Starters: 21  
 Posted at: 10:15

PROVISIONAL LAP TIMES

No	Name	Lap 1	Lap 2	Lap 3	Lap 4	Lap 5	Lap 6	Lap 7	Lap 8	Lap 9	Lap 10
4	Ethan DELLOW (SA)	2:39.343	1:23.817	1:22.971	<u>1:22.752</u>						
5	Jake SENIOR (VIC)	3:20.597	<u>1:22.849</u>	1:23.181	1:24.176	1:26.989	1:23.689	1:45.032	2:26.600	1:42.478	1:41.452
10		1:22.872	1:22.891								
9	Miles NICHOLAS (NSW)	2:26.672	1:28.218	1:26.440	1:26.491	1:26.848	1:26.383	<u>1:25.994</u>	1:26.497	1:27.185	5:16.218
10		1:47.975									
11	Nikolas LAZOS (VIC)	3:14.416	1:27.748	1:24.159	1:26.154	1:50.220	1:44.278	1:27.861	1:23.972	1:23.494	1:28.698
10		1:23.664	1:27.170	<u>1:22.954</u>							
12	Orlando PEOVITIS (WA)	3:18.947	1:22.805	1:22.266	1:22.194	1:21.806	1:25.461	<u>1:21.439</u>			
15	Valentino MITCHELL (QLD)	2:25.285	1:26.727	1:26.782	1:25.857	1:25.673	1:26.121	1:25.465	1:25.453	1:25.332	1:25.337
10		1:26.041	1:25.884	1:25.469	<u>1:24.456</u>						
19	Kiara VEST (QLD)	2:25.883	1:26.886	1:29.521	1:29.393	1:26.149	<u>1:24.632</u>	1:44.712	1:39.436	1:26.116	1:25.842
10		1:25.362	1:25.142								
22	Charlie NICHOLS (NSW)	2:18.290	1:25.364	1:24.749	1:24.240	1:23.887	1:24.495	1:23.661	1:24.338	<u>1:23.245</u>	1:23.650
10		1:23.510	1:24.727	1:31.901	1:25.011						
23	Matthew RITTER (VIC)	3:19.556	1:24.915	1:50.728	1:39.528	1:25.526	1:25.905	1:28.207	1:58.110	1:41.202	<u>1:23.817</u>
10		1:28.373									
30	Jed LOUIS (NSW)	2:44.334	1:24.087	<u>1:23.566</u>	1:23.995	1:24.161	1:23.585	1:24.145	1:26.609	1:24.734	1:24.032
10		1:23.807	1:23.874	1:24.566	1:24.462						
33	Jordy SIMPSON (SA)	4:21.973	1:42.897	1:27.282	1:23.306	2:03.418	1:36.278	1:28.750	<u>1:22.928</u>	1:22.984	1:34.843
10		1:22.940									
34	Seth DELLOW (SA)	2:43.641	<u>1:22.812</u>	1:23.375	1:48.108	1:58.768	1:36.382	1:23.818	1:45.677	1:24.014	1:23.496
10		1:33.442	1:24.812								
39	Krittapat KEANKUM (VIC)	3:22.630	1:22.856	<u>1:22.030</u>	1:22.868	1:44.375	1:37.846	5:29.607	1:33.541	1:22.827	1:23.040
42	Riley NAUTA (QLD)	3:17.826	1:44.293	1:31.986	1:21.489	1:21.342	1:31.747	<u>1:20.801</u>			
61	Rossi McADAM (WA)	3:10.252	1:32.044	1:24.343	1:24.351	1:24.836	1:24.346	1:46.662	1:25.023	1:24.727	1:23.726
10		1:23.708	1:34.873	<u>1:23.243</u>							
71	Krue KNIGHT (VIC)	1:50.171	1:28.038	5:38.354	2:13.078	1:35.601	1:24.348	1:23.638	1:23.305	1:23.787	1:23.567
10		<u>1:22.960</u>									
84	Zac RUSSO (NSW)	2:24.364	1:29.954	1:26.698	1:26.011	1:27.476	1:26.119	1:26.118	1:27.042	1:27.086	1:25.602
10		1:24.935	<u>1:24.248</u>	1:25.138	1:25.014						
85	Phoenix O'BRIEN (VIC)	3:20.211	1:22.782	<u>1:22.103</u>	2:13.226	1:55.771	1:49.336	1:24.932	1:22.562	4:15.093	2:02.206
95	Tara MORRISON (SA)	2:43.166	1:23.029	1:22.422	1:22.906	1:22.198	2:05.296	1:46.149	1:22.319	1:22.351	<u>1:22.014</u>
10		1:22.150	2:16.378	1:25.200							
108	Jacob ELMS (QLD)	2:27.715	1:27.148	1:26.659	1:30.770	1:25.023	1:23.920	1:26.623	1:27.041	1:26.489	1:25.782
10		1:24.441	1:24.230	1:25.590	<u>1:23.717</u>						
128	Tyler KING (VIC)	3:41.861	1:23.527	1:22.476	1:25.174	1:24.605	1:21.669	2:46.369	1:43.474	1:21.363	1:23.148
10		<u>1:21.316</u>	1:23.053								

\*\*\* Indicative qualifying time - 1:30.497 \*\*\*

The results are provisional until the expiration of the time limit for protests and appeals.

*Scott Laing*  
 Chief Timekeeper - Scott Laing

*Gary Bleazby*  
 Clerk of Course - Gary Bleazby





Rnd 4 : June 26 - 28, 2026

Queensland Raceway



**RACE & ROAD SUPERSPORT 300**  
**Qualifying 1**

Date: 27/06/26  
Event: Q03  
Weather: Partly cloudy - Temp: 17.5C  
Track: Dry - Temp: 19.5C

Started at: 09:50:15  
Laps: 20 Min  
Starters: 21  
Posted at: 10:15

**PROVISIONAL SECTOR TIMES**


Lap	Sector 1	Sector 2	Sector 3	Lap Time	Spd	Lap	Sector 1	Sector 2	Sector 3	Lap Time	Spd
<b>4 Ethan DELLOW (SA) (7th)</b>						6	44.323	30.746	29.209	1:44.278	173
1	1:42.605	30.636	26.102	2:39.343	170	7	28.916	32.565	26.380	1:27.861	160
2	28.429	29.600	25.788	1:23.817	173	8	28.501	29.733	25.738	1:23.972	178
3	28.141	29.387	<b>25.443</b>	1:22.971	174	9	28.669	29.221	<b>25.604</b>	1:23.494	174
4	<b>28.083</b>	<b>29.153</b>	25.516	<b>1:22.752</b>	176	10	30.907	31.930	25.861	1:28.698	140
<b>5 Jake SENIOR (VIC) (9th)</b>						11	28.329	<b>29.139</b>	26.196	1:23.664	176
1	2:24.289	30.303	26.005	3:20.597	173	12	30.397	30.892	25.881	1:27.170	153
2	27.933	29.442	<b>25.474</b>	<b>1:22.849</b>	186	13	<b>28.109</b>	29.162	25.683	<b>1:22.954</b>	181
3	<b>27.533</b>	29.869	25.779	1:23.181	187	<b>12 Orlando PEOVITIS (WA) (3rd)</b>					
4	28.174	29.475	26.527	1:24.176	182	1	2:20.465	32.650	25.832	3:18.947	176
5	28.902	32.061	26.026	1:26.989	160	2	27.859	29.220	25.726	1:22.805	189
6	28.250	29.517	25.922	1:23.689	178	3	28.117	28.946	25.203	1:22.266	183
7	29.587	38.580	36.865	1:45.032	151	4	27.847	28.952	25.395	1:22.194	182
8	28.602	29.480	1:28.518	2:26.600 P	179	5	<b>27.793</b>	28.878	25.135	1:21.806	182
9	44.646	31.723	26.109	1:42.478	151	6	28.571	31.539	25.351	1:25.461	175
10	30.094	45.385	25.973	1:41.452	112	7	27.817	<b>28.714</b>	<b>24.908</b>	<b>1:21.439</b>	182
11	28.176	<b>29.028</b>	25.668	1:22.872	180	<b>15 Valentino MITCHELL (QLD) (19th)</b>					
12	28.076	29.254	25.561	1:22.891	179	1	1:25.040	33.028	27.217	2:25.285	174
<b>9 Miles NICHOLAS (NSW) (21th)</b>						2	29.437	30.685	26.605	1:26.727	176
1	1:25.493	33.205	27.974	2:26.672	176	3	29.467	30.536	26.779	1:26.782	176
2	29.767	31.016	27.435	1:28.218	177	4	29.230	30.200	26.427	1:25.857	176
3	<b>29.309</b>	30.435	26.696	1:26.440	177	5	29.149	29.995	26.529	1:25.673	175
4	29.382	30.286	26.823	1:26.491	177	6	29.312	30.186	26.623	1:26.121	176
5	29.396	30.432	27.020	1:26.848	177	7	29.337	29.932	26.196	1:25.465	176
6	29.469	30.390	26.524	1:26.383	177	8	29.474	29.777	26.202	1:25.453	176
7	29.567	29.989	<b>26.438</b>	<b>1:25.994</b>	177	9	29.578	29.705	26.049	1:25.332	176
8	29.551	30.164	26.782	1:26.497	177	10	29.333	29.884	26.120	1:25.337	174
9	29.692	31.051	26.442	1:27.185	177	11	29.218	30.184	26.639	1:26.041	176
10	29.332	<b>29.967</b>	4:16.919	5:16.218 P	176	12	29.423	30.227	26.234	1:25.884	175
11	40.655	39.318	28.002	1:47.975	176	13	29.375	29.849	26.245	1:25.469	176
<b>11 Nikolas LAZOS (VIC) (11th)</b>						14	<b>28.987</b>	<b>29.547</b>	<b>25.922</b>	<b>1:24.456</b>	176
1	2:06.999	34.707	32.710	3:14.416	171	<b>19 Kiara VEST (QLD) (20th)</b>					
2	30.181	29.828	27.739	1:27.748	173	1	1:25.925	33.023	26.935	2:25.883	171
3	28.333	30.060	25.766	1:24.159	177	2	29.750	30.365	26.771	1:26.886	174
4	28.597	31.188	26.369	1:26.154	161	3	28.862	31.610	29.049	1:29.521	182
5	28.188	29.626	52.406	1:50.220 P	181	4	28.942	33.565	26.886	1:29.393	179

*Scott Laing*

Chief Timekeeper - Scott Laing

*Gary Bleazby*

Clerk of Course - Gary Bleazby





Rnd 4 : June 26 - 28, 2026

Queensland Raceway



**RACE & ROAD SUPERSPORT 300**

**Qualifying 1**

Date: 27/06/26  
 Event: Q03  
 Weather: Partly cloudy - Temp: 17.5C  
 Track: Dry - Temp: 19.5C

Started at: 09:50:15  
 Laps: 20 Min  
 Starters: 21  
 Posted at: 10:15

**PROVISIONAL SECTOR TIMES**

Lap	Sector 1	Sector 2	Sector 3	Lap Time	Spd	Lap	Sector 1	Sector 2	Sector 3	Lap Time	Spd
5	28.893	30.817	26.439	1:26.149	178	1	1:48.313	29.919	26.102	2:44.334	176
6	28.736	<b>29.790</b>	<b>26.106</b>	<b>1:24.632</b>	179	2	28.599	29.578	25.910	1:24.087	179
7	<b>28.584</b>	30.203	45.925	1:44.712 P	179	3	28.525	29.371	25.670	<b>1:23.566</b>	178
8	42.358	30.317	26.761	1:39.436	174	4	28.612	29.623	25.760	1:23.995	177
9	29.229	30.428	26.459	1:26.116	175	5	28.670	29.731	25.760	1:24.161	176
10	28.999	30.090	26.753	1:25.842	176	6	28.600	29.368	25.617	1:23.585	177
11	29.050	30.067	26.245	1:25.362	175	7	<b>28.378</b>	29.651	26.116	1:24.145	180
12	29.089	29.855	26.198	1:25.142	175	8	28.801	30.343	27.465	1:26.609	181
						9	28.923	30.226	<b>25.585</b>	1:24.734	186
						10	28.660	29.500	25.872	1:24.032	177
<b>22 Charlie NICHOLS (NSW) (14th)</b>						11	28.555	29.468	25.784	1:23.807	176
1	1:18.801	32.707	26.782	2:18.290	173	12	28.789	<b>29.334</b>	25.751	1:23.874	176
2	29.166	30.336	25.862	1:25.364	179	13	28.616	29.828	26.122	1:24.566	181
3	28.843	30.059	25.847	1:24.749	181	14	29.198	29.630	25.634	1:24.462	180
4	28.795	29.743	25.702	1:24.240	180						
5	28.751	29.699	25.437	1:23.887	180						
6	28.740	29.817	25.938	1:24.495	180	<b>33 Jordy SIMPSON (SA) (10th)</b>					
7	28.659	29.470	25.532	1:23.661	181	1	45.213	29.960	27.724	1:42.897	171
8	28.970	29.481	25.887	1:24.338	181	2	29.527	31.160	26.595	1:27.282	146
9	<b>28.523</b>	29.308	<b>25.414</b>	<b>1:23.245</b>	184	3	28.309	29.206	25.791	1:23.306	179
10	28.544	<b>29.273</b>	25.833	1:23.650	185	4	28.923	34.984	59.511	2:03.418 P	161
11	28.598	29.402	25.510	1:23.510	181	5	39.456	29.761	27.061	1:36.278	178
12	28.893	29.498	26.336	1:24.727	180	6	28.373	29.738	30.639	1:28.750	187
13	29.986	33.681	28.234	1:31.901	174	7	28.433	29.078	<b>25.417</b>	<b>1:22.928</b>	178
14	28.954	30.001	26.056	1:25.011	179	8	28.351	29.063	25.570	1:22.984	179
						9	30.165	35.349	29.329	1:34.843	155
<b>23 Matthew RITTER (VIC) (17th)</b>						10	<b>28.294</b>	<b>29.049</b>	25.597	1:22.940	178
1	2:21.199	31.717	26.640	3:19.556	179						
2	28.754	30.092	26.069	1:24.915	182	<b>34 Seth DELLOW (SA) (8th)</b>					
3	29.185	30.688	50.855	1:50.728 P	171	1	1:44.484	32.982	26.175	2:43.641	164
4	43.523	29.999	26.006	1:39.528	179	2	28.105	29.354	<b>25.353</b>	<b>1:22.812</b>	179
5	28.842	29.960	26.724	1:25.526	181	3	<b>28.089</b>	<b>29.346</b>	25.940	1:23.375	178
6	29.345	30.125	26.435	1:25.905	176	4	28.330	33.138	46.640	1:48.108 P	173
7	30.573	31.103	26.531	1:28.207	134	5	38.154	31.294	49.320	1:58.768 P	164
8	28.950	30.607	58.553	1:58.110 P	177	6	35.712	35.117	25.553	1:36.382	175
9	44.951	30.290	<b>25.961</b>	1:41.202	161	7	28.200	29.507	26.111	1:23.818	178
10	<b>28.345</b>	<b>29.478</b>	25.994	<b>1:23.817</b>	179	8	30.292	40.907	34.478	1:45.677	157
11	28.432	30.752	29.189	1:28.373	179	9	28.364	29.637	26.013	1:24.014	176
						10	28.339	29.723	25.434	1:23.496	172
<b>30 Jed LOUIS (NSW) (15th)</b>						11	28.680	32.324	32.438	1:33.442	170

*Scott Laing*

Chief Timekeeper - Scott Laing

*Gary Bleazby*

Clerk of Course - Gary Bleazby





Rnd 4 : June 26 - 28, 2026

Queensland Raceway



RACE & ROAD SUPERSPORT 300

Qualifying 1

Date: 27/06/26  
 Event: Q03  
 Weather: Partly cloudy - Temp: 17.5C  
 Track: Dry - Temp: 19.5C

Started at: 09:50:15  
 Laps: 20 Min  
 Starters: 21  
 Posted at: 10:15

PROVISIONAL SECTOR TIMES

Lap	Sector 1	Sector 2	Sector 3	Lap Time	Spd	Lap	Sector 1	Sector 2	Sector 3	Lap Time	Spd
12	28.776	29.580	26.456	1:24.812	173	1				1:28.038	
						2	1:52.973	29.092	3:16.289	5:38.354	
<b>39 Krittapat KEANKUM (VIC) (5th)</b>						3	<b>28.370</b>	29.824	1:14.884	2:13.078 P	
1	2:27.089	29.769	25.772	3:22.630	176	4	40.168	29.547	25.886	1:35.601	173
2	28.377	29.058	25.421	1:22.856	179	5	29.173	29.389	25.786	1:24.348	172
3	28.017	<b>28.734</b>	<b>25.279</b>	<b>1:22.030</b>	181	6	28.810	29.173	25.655	1:23.638	174
4	<b>27.767</b>	29.060	26.041	1:22.868	186	7	28.690	<b>29.035</b>	25.580	1:23.305	173
5	30.020	31.945	42.410	1:44.375 P	140	8	28.446	29.218	26.123	1:23.787	174
6	37.381	34.682	25.783	1:37.846	175	9	28.565	29.273	25.729	1:23.567	174
7	28.583	29.241	4:31.783	5:29.607 P	178	10	28.384	29.072	<b>25.504</b>	<b>1:22.960</b>	174
8	38.608	29.198	25.735	1:33.541	176						
9	28.298	28.914	25.615	1:22.827	178	<b>84 Zac RUSSO (NSW) (18th)</b>					
10	28.361	29.001	25.678	1:23.040	177	1	1:25.719	31.745	26.900	2:24.364	176
						2	31.139	32.335	26.480	1:29.954	126
<b>42 Riley NAUTA (QLD) (1st)</b>						3	29.418	30.412	26.868	1:26.698	172
1	2:22.721	29.591	25.514	3:17.826	178	4	29.217	30.365	26.429	1:26.011	172
2	27.688	28.779	47.826	1:44.293 P	185	5	30.445	30.482	26.549	1:27.476	161
3	37.963	28.786	25.237	1:31.986	181	6	29.068	30.236	26.815	1:26.119	173
4	27.912	<b>28.458</b>	25.119	1:21.489	182	7	29.328	30.160	26.630	1:26.118	176
5	27.755	28.596	24.991	1:21.342	183	8	29.905	30.635	26.502	1:27.042	178
6	31.716	34.847	25.184	1:31.747	162	9	29.600	31.083	26.403	1:27.086	175
7	<b>27.641</b>	28.481	<b>24.679</b>	<b>1:20.801</b>	185	10	29.249	30.148	26.205	1:25.602	177
						11	28.726	30.018	26.191	1:24.935	176
<b>61 Rossi McADAM (WA) (13th)</b>						12	<b>28.207</b>	<b>29.924</b>	26.117	<b>1:24.248</b>	180
1	2:12.895	30.710	26.647	3:10.252	170	13	29.059	29.939	26.140	1:25.138	173
2	31.223	33.745	27.076	1:32.044	108	14	28.944	30.155	<b>25.915</b>	1:25.014	172
3	28.273	29.698	26.372	1:24.343	183						
4	28.654	29.602	26.095	1:24.351	178	<b>85 Phoenix O'BRIEN (VIC) (6th)</b>					
5	28.606	30.365	25.865	1:24.836	172	1	2:24.147	30.016	26.048	3:20.211	176
6	28.370	29.824	26.152	1:24.346	173	2	28.231	29.174	25.377	1:22.782	185
7	30.100	43.325	33.237	1:46.662	128	3	<b>27.737</b>	29.092	<b>25.274</b>	<b>1:22.103</b>	185
8	28.340	29.758	26.925	1:25.023	177	4	29.949	30.241	1:13.036	2:13.226 P	137
9	29.037	29.783	25.907	1:24.727	170	5	56.214	33.773	25.784	1:55.771	145
10	28.572	29.401	25.753	1:23.726	175	6	28.267	46.849	34.220	1:49.336	178
11	28.527	<b>29.292</b>	25.889	1:23.708	174	7	30.294	29.157	25.481	1:24.932	177
12	33.778	33.933	27.162	1:34.873	85	8	28.321	<b>28.857</b>	25.384	1:22.562	177
13	<b>28.109</b>	29.518	<b>25.616</b>	<b>1:23.243</b>	174	9	28.137	53.706	2:53.250	4:15.093 P	178
						10	52.547	38.039	31.620	2:02.206	146
<b>71 Krue KNIGHT (VIC) (12th)</b>											

*Scott Laing*  
 Chief Timekeeper - Scott Laing

*Gary Bleazby*  
 Clerk of Course - Gary Bleazby





Rnd 4 : June 26 - 28, 2026

Queensland Raceway



RACE & ROAD SUPERSPORT 300

Qualifying 1

Date: 27/06/26  
 Event: Q03  
 Weather: Partly cloudy - Temp: 17.5C  
 Track: Dry - Temp: 19.5C

Started at: 09:50:15  
 Laps: 20 Min  
 Starters: 21  
 Posted at: 10:15

PROVISIONAL SECTOR TIMES

Lap	Sector 1	Sector 2	Sector 3	Lap Time	Spd	Lap	Sector 1	Sector 2	Sector 3	Lap Time	Spd
<b>95 Tara MORRISON (SA) (4th)</b>						8	29.109	30.471	27.461	1:27.041	177
1	1:46.062	31.056	26.048	2:43.166	180	9	28.949	30.717	26.823	1:26.489	181
2	28.361	29.178	25.490	1:23.029	182	10	28.904	30.580	26.298	1:25.782	176
3	28.063	28.953	25.406	1:22.422	182	11	28.530	29.777	26.134	1:24.441	176
4	27.933	29.150	25.823	1:22.906	183	12	<b>28.137</b>	29.540	26.553	1:24.230	178
5	<b>27.647</b>	29.209	25.342	1:22.198	182	13	28.959	30.270	26.361	1:25.590	167
6	28.054	29.875	1:07.367	2:05.296 P	182	14	28.314	29.530	25.873	<b>1:23.717</b>	176
7	51.516	29.036	25.597	1:46.149	182						
8	28.137	<b>28.735</b>	25.447	1:22.319	182	<b>128 Tyler KING (VIC) (2nd)</b>					
9	28.025	28.898	25.428	1:22.351	183	1	2:42.543	32.417	26.901	3:41.861	174
10	27.918	28.778	<b>25.318</b>	<b>1:22.014</b>	182	2	28.523	29.381	25.623	1:23.527	181
11	27.968	28.803	25.379	1:22.150	182	3	28.347	28.759	25.370	1:22.476	181
12	28.094	29.606	1:18.678	2:16.378 P	181	4	28.253	28.860	28.061	1:25.174	181
13				1:25.200 P		5	30.467	29.106	25.032	1:24.605	155
<b>108 Jacob ELMS (QLD) (16th)</b>						6	28.085	28.512	25.072	1:21.669	181
1	1:26.245	33.003	28.467	2:27.715	162	7	28.798	30.148	1:47.423	2:46.369 P	179
2	28.842	31.470	26.836	1:27.148	177	8	48.366	29.550	25.558	1:43.474	177
3	29.568	30.696	26.395	1:26.659	167	9	27.881	28.482	<b>25.000</b>	1:21.363	183
4	29.400	34.579	26.791	1:30.770	175	10	28.040	29.563	25.545	1:23.148	181
5	28.464	30.179	26.380	1:25.023	179	11	<b>27.817</b>	<b>28.467</b>	25.032	<b>1:21.316</b>	185
6	28.672	<b>29.430</b>	<b>25.818</b>	1:23.920	173	12	28.234	29.344	25.475	1:23.053	180
7	29.491	30.395	26.737	1:26.623	173						

\*\*\* Indicative qualifying time - 1:30.497 \*\*\*

The results are provisional until the expiration of the time limit for protests and appeals.



Chief Timekeeper - Scott Laing

Clerk of Course - Gary Bleazby





Rnd 4 : June 26 - 28, 2026

Queensland Raceway



RACE & ROAD SUPERSPORT 300

Qualifying 1

Date: 27/06/26  
Event: Q03  
Weather: Partly cloudy - Temp: 17.5C  
Track: Dry - Temp: 19.5C

Started at: 09:50:15  
Laps: 20 Min  
Starters: 21  
Posted at: 10:15

PROVISIONAL FASTEST LAPS SEQUENCE

Race Time	No	Name	Machine	Fastest Lap	On Lap
3:18.209	71	Krue KNIGHT (VIC)	Yamaha YZF-R3	1:28.038	2
3:43.654	22	Charlie NICHOLS (NSW)	Kawasaki Ninja	1:25.364	2
4:03.160	4	Ethan DELLOW (SA)	Yamaha YZF-R3	1:23.817	2
4:06.195	95	Tara MORRISON (SA)	Kawasaki Ninja	1:23.029	2
4:06.453	34	Seth DELLOW (SA)	Yamaha YZF-R3	1:22.812	2
4:41.752	12	Orlando PEOVITIS (WA)	Kawasaki Ninja	1:22.805	2
4:42.993	85	Phoenix O'BRIEN (VIC)	Yamaha YZF-R3	1:22.782	2
5:28.617	95	Tara MORRISON (SA)	Kawasaki Ninja	1:22.422	3
6:04.018	12	Orlando PEOVITIS (WA)	Kawasaki Ninja	1:22.266	3
6:05.096	85	Phoenix O'BRIEN (VIC)	Yamaha YZF-R3	1:22.103	3
6:07.516	39	Krittapat KEANKUM (VIC)	Yamaha YZF-R3	1:22.030	3
7:55.594	42	Riley NAUTA (QLD)	Kawasaki Ninja	1:21.489	4
9:16.936	42	Riley NAUTA (QLD)	Kawasaki Ninja	1:21.342	5
12:09.484	42	Riley NAUTA (QLD)	Kawasaki Ninja	1:20.801	7

\*\*\* Indicative qualifying time - 1:30.497 \*\*\*

The results are provisional until the expiration of the time limit for protests and appeals.



Chief Timekeeper - Scott Laing

Clerk of Course - Gary Bleazby





Rnd 4 : June 26 - 28, 2026

Queensland Raceway



**RACE & ROAD SUPERSPORT 300**

**Qualifying 1**

Date: 27/06/26  
 Event: Q03  
 Weather: Partly cloudy - Temp: 17.5C  
 Track: Dry - Temp: 19.5C

Started at: 09:50:15  
 Laps: 20 Min  
 Starters: 21  
 Posted at: 10:15

**PROVISIONAL BEST SECTOR TIMES**

Pos	Sector 1		Sector 2		Sector 3		Lap		Diff	
	Name	Time	Name	Time	Name	Time	Name	Ideal		
1	J. SENIOR	27.533	R. NAUTA	28.458	R. NAUTA	24.679	R. NAUTA	1:20.778	1:20.801	.023
2	R. NAUTA	27.641	T. KING	28.467	O. PEOVITIS	24.908	T. KING	1:21.284	1:21.316	.032
3	T. MORRISON	27.647	O. PEOVITIS	28.714	T. KING	25.000	O. PEOVITIS	1:21.415	1:21.439	.024
4	P. O'BRIEN	27.737	K. KEANKUM	28.734	P. O'BRIEN	25.274	T. MORRISON	1:21.700	1:22.014	.314
5	K. KEANKUM	27.767	T. MORRISON	28.735	K. KEANKUM	25.279	K. KEANKUM	1:21.780	1:22.030	.250
6	O. PEOVITIS	27.793	P. O'BRIEN	28.857	T. MORRISON	25.318	P. O'BRIEN	1:21.868	1:22.103	.235
7	T. KING	27.817	J. SENIOR	29.028	S. DELLOW	25.353	J. SENIOR	1:22.035	1:22.849	.814
8	E. DELLOW	28.083	K. KNIGHT	29.035	C. NICHOLS	25.414	E. DELLOW	1:22.679	1:22.752	.073
9	S. DELLOW	28.089	J. SIMPSON	29.049	J. SIMPSON	25.417	J. SIMPSON	1:22.760	1:22.928	.168
10	R. McADAM	28.109	N. LAZOS	29.139	E. DELLOW	25.443	S. DELLOW	1:22.788	1:22.812	.024
11	N. LAZOS	28.109	E. DELLOW	29.153	J. SENIOR	25.474	N. LAZOS	1:22.852	1:22.954	.102
12	J. ELMS	28.137	C. NICHOLS	29.273	K. KNIGHT	25.504	K. KNIGHT	1:22.909	1:22.960	.051
13	Z. RUSSO	28.207	R. McADAM	29.292	J. LOUIS	25.585	R. McADAM	1:23.017	1:23.243	.226
14	J. SIMPSON	28.294	J. LOUIS	29.334	N. LAZOS	25.604	C. NICHOLS	1:23.210	1:23.245	.035
15	M. RITTER	28.345	S. DELLOW	29.346	R. McADAM	25.616	J. LOUIS	1:23.297	1:23.566	.269
16	K. KNIGHT	28.370	J. ELMS	29.430	J. ELMS	25.818	J. ELMS	1:23.385	1:23.717	.332
17	J. LOUIS	28.378	M. RITTER	29.478	Z. RUSSO	25.915	M. RITTER	1:23.784	1:23.817	.033
18	C. NICHOLS	28.523	V. MITCHELL	29.547	V. MITCHELL	25.922	Z. RUSSO	1:24.046	1:24.248	.202
19	K. VEST	28.584	K. VEST	29.790	M. RITTER	25.961	V. MITCHELL	1:24.456	1:24.456	.000
20	V. MITCHELL	28.987	Z. RUSSO	29.924	K. VEST	26.106	K. VEST	1:24.480	1:24.632	.152
21	M. NICHOLAS	29.309	M. NICHOLAS	29.967	M. NICHOLAS	26.438	M. NICHOLAS	1:25.714	1:25.994	.280

\*\*\* Indicative qualifying time - 1:30.497 \*\*\*

The results are provisional until the expiration of the time limit for protests and appeals.



Chief Timekeeper - Scott Laing

Clerk of Course - Gary Bleazby





Rnd 4 : June 26 - 28, 2026  
Queensland Raceway



RACE & ROAD SUPERSPORT 300  
Qualifying 1

Date: 27/06/26  
Event: Q03  
Weather: Partly cloudy - Temp: 17.5C  
Track: Dry - Temp: 19.5C

Started at: 09:50:15  
Laps: 20 Min  
Starters: 21  
Posted at: 10:15


PROVISIONAL RACE INFORMATION


Time	Description
09:50:02	PIT EXIT OPEN
09:50:15	Event Start
09:54:05	Rider 71 (Krue KNIGHT) NO TRANSPONDER, TIMED MANUALLY
09:58:49	Rider 4 (Ethan DELLOW) CRASHED TURN 3 - RIDER UP
10:03:15	NEW LAP RECORD - Riley NAUTA (QLD) 1:20.801 (prev Brandon DEMMERY 1:20.849)
10:10:54	Chequered Flag
10:13:39	Event Finish

\*\*\* Indicative qualifying time - 1:30.497 \*\*\*

The results are provisional until the expiration of the time limit for protests and appeals.



  
Chief Timekeeper - Scott Laing

  
Clerk of Course - Gary Bleazby

