



Round 1

Wonthaggi - Vic

22 & 23 March 2025



MAXXIS

MAXXIS MX3


Qualifying - Group 2

Date: 21/03/26
Event: Q08
Weather: Overcast - Temp: 19.2C
Track: Good

Started at: 12:47:00
Laps: 15 Min
Starters: 33
Posted at: 1:08 PM

PROVISIONAL CLASSIFICATION

Pos	No	Name	Machine	Fastest Lap	On Lap	Behind Leader	Behind Prev
1	25	Cooper ROWE (NSW)	Yamaha YZF 250	1:47.586	5 of 7		
2	254	Jack DEVESON (NSW) / Monster Energy WBR Yamaha	Yamaha YZF 250	1:49.972	3 of 8	2.386	2.386
3	22	Jack ELLINGHAM (NSW)	Honda CRF 250	1:51.522	2 of 8	3.936	1.550
4	275	Riley BURGESS (NSW) / Boyds Moto Racing / Coastal MCC / Flight Centre / Atlantic Oils / Hostile Handwear	TBA 250	1:51.975	3 of 7	4.389	.453
5	35	Lachlan ALLEN (QLD) / GYTR Yamaha Junior Racing / Yamaha / Yamalube / GYTR / ShopYamaha / Akrapovic	Yamaha YZF 250	1:52.678	2 of 8	5.092	.703
6	38	Hayden DOWNIE (QLD) / XLR Team / Always Livin / Fresh ink Design / 00 Elite Rider Training / Flowrite Plumb.	Yamaha YZF 250	1:52.893	5 of 8	5.307	.215
7	75	Cooper FORD (TAS) / KTM / Motorex / Pirelli / Forth / FIST / TLD Helmets / Weare Lusty / ODI	KTM SXF 250	1:53.037	7 of 8	5.451	.144
8	47	Kyle HARVEY (QLD) / KTM Aust. / Motorex / Troy Lee Designs / Pirelli / ODI / Funnel Web Filters	KTM SXF 250	1:53.328	2 of 8	5.742	.291
9	618	Levi FARR (WA) / Webdrill / Liquid Army / Mudex / Blueprint / TDA / Maxxis / Underclass	KTM SXF 250	1:53.662	3 of 7	6.076	.334
10	355	Justin McHUGH (NSW) / Trooper Lu's Garage	Yamaha YZF 250	1:54.158	2 of 8	6.572	.496
11	8	Rafael ROSSITER (NSW) / Streamline Moto / Underclass	Yamaha YZF 250	1:54.465	2 of 7	6.879	.307
12	23	Corey EISEL (NSW)	Honda CRF 250	1:55.616	7 of 7	8.030	1.151
13	34	Mitch HOUSE (VIC) / Yamaha / Thor / Gas Imports / Michelin / Doyle & Shelds / Country M-c	Yamaha YZF 250	1:56.420	4 of 8	8.834	.804
14	10	Taj SCHULENBURG (VIC) / Pro Honda / Thor / Michelin 6D Helmets	Honda CRF 250	1:56.546	8 of 8	8.960	.126
15	33	Max CINI (QLD)	Yamaha YZF 250	1:56.712	3 of 7	9.126	.166
16	46	Riley DELANY (VIC) / Onpoint Suspensions / TDub / Dirtpak Excavations / JD Moto Development	Yamaha YZF 250	1:56.905	2 of 8	9.319	.193
17	12	Jake TAPLIN (NSW) / Coastal MCC / Hostile Racing / JBR Mining	KTM SXF 250	1:57.462	3 of 7	9.876	.557
18	26	Cooper BOWMAN (NSW) / Underclass / Capital Ride Co / Streamline Moto / MX R&D / Pirelli / Griggs Earthm.	Husqvarna FC 250	1:57.796	2 of 7	10.210	.334
19	169	Tyson WILLIAMS (NSW) / Two Wheel Obsession / Thee Group / Holdsworth Foundation Rebel Awakening	Yamaha YZF 250	1:57.812	3 of 8	10.226	.016
20	104	Lincoln SCHIRMER (QLD) / Hyundai Power Products Aus / The Underclass / Caloundra M-cycle Centre	Yamaha YZF 250	1:58.214	8 of 8	10.628	.402
21	9	Kye LITTLE (SA) / Coast Power Sports / Dirt Bike Services / POD / Strike Seats / Scotcher Race Fuels	KTM SXF 250	1:58.506	5 of 8	10.920	.292
22	277	Addison TREEBY (QLD) / Next Generation Electrix / Caloundra M-cycles / KD Moto / MX Farm / Trademark	Yamaha YZF 250	1:58.871	7 of 8	11.285	.365
23	262	Joshua MILLER (QLD) / Team Moto Enoggera / Walls Sand & Gravel Warwick / Holeshoot Graphics	Yamaha YZF 250	1:59.102	3 of 8	11.516	.231
24	267	Benjamin O'NEILL (QLD) / Bullet Bikes Jab Suspension	Yamaha YZF 250	1:59.512	6 of 7	11.926	.410
25	48	Nate SHORTT (VIC) / ACS Racing / Seymour Tyre & Mechnc / Kyabram Haulage / Omega Moto Graphics	Husqvarna FC 250	1:59.687	8 of 8	12.101	.175


Chief Timekeeper - Scott Laing


Race Director - Mark Hancock



www.computime.com.au
COMPUTIME RACE TIMING SYSTEMS PTY LTD





Round 1
Wonthaggi - Vic
22 & 23 March 2025



MAXXIS MX3
Qualifying - Group 2

Date: 21/03/26
 Event: Q08
 Weather: Overcast - Temp: 19.2C
 Track: Good

Started at: 12:47:00
 Laps: 15 Min
 Starters: 33
 Posted at: 1:08 PM

PROVISIONAL CLASSIFICATION

Pos	No	Name	Machine	Fastest Lap	On Lap	Behind Leader	Behind Prev
26	21	Lachlan NEVELL (NSW) / NJN Lawyers / Hostile Handwear / Gold Coast Building Group / Brisans M-c	Husqvarna FC 250	2:00.344	5 of 7	12.758	.657
27	250	Max OAKLEY (VIC) / RaceReady Suspension / Advanced Cranes / Fox Racing / Advanced Motion Fuels	Husqvarna FC 250	2:00.496	2 of 7	12.910	.152
28	164	Cambell CADD (SA) / Team47 Racing / Quin M-sports / MJG Engrng / The Underclass / Perform. Moto	KTM SXF 250	2:00.687	7 of 7	13.101	.191
29	99	Kade TIPPER (NSW) / Ozdig / HMS / Lusty industries / LRZ	Yamaha YZF 250	2:01.808	2 of 7	14.222	1.121
30	756	Brodie FAULKNER (TAS)	Husqvarna FC 250	2:02.806	3 of 8	15.220	.998
31	258	Seth MAINWARING (NSW)	Yamaha YZF 250	2:02.908	3 of 7	15.322	.102
32	67	Stefen GARRAFFO (VIC) / GT Skips Racing	KTM SXF 250	2:04.799	3 of 7	17.213	1.891
33	400	Keegan CORNEY (QLD) / Mixed Media Crafts / GAC Contracting / JR Factory Serv. / Moto1 M-c / FTMX	Husqvarna FC 250	2:05.720	8 of 8	18.134	.921

*** TOP 20 RIDERS QUALIFY. NEXT RIDER TO BE HELD AS A RESERVE. REMAINING RIDERS TO NON-QUALIFIERS RACE. ***

The results are provisional until the end of the time limit for protests and appeals.

Scott Laing
 Chief Timekeeper - Scott Laing

Mark Hancock
 Race Director - Mark Hancock



www.computime.com.au
COMPUTIME RACE TIMING SYSTEMS PTY LTD





Round 1

Wonthaggi - Vic

22 & 23 March 2025



MAXXIS MX3

Qualifying - Group 2

Date: 21/03/26
 Event: Q08
 Weather: Overcast - Temp: 19.2C
 Track: Good


Started at: 12:47:00
 Laps: 15 Min
 Starters: 33
 Posted at: 1:08 PM

PROVISIONAL LAP TIMES

No	Name	Lap 1	Lap 2	Lap 3	Lap 4	Lap 5	Lap 6	Lap 7	Lap 8
8	Rafael ROSSITER (NSW)	3:09.876	1:54.465	1:55.237	2:28.542	2:06.970	2:03.544	1:58.631	
9	Kye LITTLE (SA)	1:57.977	1:59.059	1:58.828	2:11.538	1:58.506	2:15.263	2:00.146	2:14.330
10	Taj SCHULENBURG (VIC)	2:03.268	1:57.069	1:59.535	2:08.869	1:58.944	1:57.089	2:21.508	1:56.546
12	Jake TAPLIN (NSW)	2:23.923	1:58.712	1:57.462	1:59.608	2:31.517	2:54.316	2:21.558	
21	Lachlan NEVELL (NSW)	2:35.541	2:08.022	2:02.581	2:10.607	2:00.344	2:52.234	2:01.987	
22	Jack ELLINGHAM (NSW)	1:48.327	1:51.522	1:52.979	1:53.486	2:12.205	1:59.666	2:15.973	1:58.456
23	Corey EISEL (NSW)	2:55.792	1:57.057	1:56.190	2:15.816	1:56.623	2:39.140	1:55.616	
25	Cooper ROWE (NSW)	3:19.863	1:49.459	2:14.951	2:02.648	1:47.586	2:29.588	2:08.700	
26	Cooper BOWMAN (NSW)	2:07.027	1:57.796	3:19.091	2:27.638	1:57.833	1:59.948		
33	Max CINI (QLD)	2:36.089	1:58.404	1:56.712	2:17.832	1:57.727	2:40.430	1:57.552	
34	Mitch HOUSE (VIC)	1:52.368	1:57.326	2:17.237	1:56.420	2:14.414	1:58.288	2:22.360	2:08.369
35	Lachlan ALLEN (QLD)	1:44.102	1:52.678	1:54.964	2:05.479	1:53.174	2:09.565	1:56.990	2:01.752
38	Hayden DOWNIE (QLD)	2:15.435	1:54.391	1:53.593	1:55.144	1:52.893	2:01.276	1:54.039	1:56.036
46	Riley DELANY (VIC)	1:55.108	1:56.905	1:57.211	2:08.361	2:00.650	2:52.169	1:58.244	1:59.216
47	Kyle HARVEY (QLD)	1:53.720	1:53.328	1:54.544	2:06.941	1:57.951	1:55.364	2:22.378	1:54.944
48	Nate SHORTT (VIC)	1:59.784	2:03.489	2:04.410	2:01.528	2:01.250	2:00.470	2:03.068	1:59.687
67	Stefen GARRAFFO (VIC)	2:08.566	2:05.492	2:04.799	2:20.332	2:14.367	2:13.338	2:08.226	
75	Cooper FORD (TAS)	1:51.186	1:54.822	1:53.210	2:00.060	1:53.813	2:08.172	1:53.037	1:54.033
99	Kade TIPPER (NSW)	2:26.409	2:01.808	2:09.152	2:22.770	2:08.601	2:11.750	2:07.405	
104	Lincoln SCHIRMER (QLD)	1:56.337	1:58.689	2:00.735	2:17.004	1:59.715	2:18.907	1:58.214	
164	Cambell CADD (SA)	2:19.421	2:02.071	2:12.719	2:10.660	2:00.957	2:18.373	2:00.687	
169	Tyson WILLIAMS (NSW)	2:21.031	2:02.813	1:57.812	2:04.634	1:58.958	1:58.657	2:18.422	1:58.120
250	Max OAKLEY (VIC)	2:08.069	2:00.496	3:08.206	2:03.953	2:04.036	2:04.673	2:03.584	
254	Jack DEVESON (NSW)	1:46.802	1:51.698	1:49.972	2:05.030	1:50.787	2:09.283	1:50.897	2:17.220
258	Seth MAINWARING (NSW)	2:05.918	2:06.492	2:02.908	3:08.690	2:07.840	2:18.413	2:06.895	
262	Joshua MILLER (QLD)	1:57.206	2:02.091	1:59.102	2:06.680	2:03.377	2:05.517	2:03.359	
267	Benjamin O'NEILL (QLD)	2:04.631	2:07.654	2:14.707	2:05.995	2:09.391	1:59.512	2:21.948	
275	Riley BURGESS (NSW)	2:34.158	2:06.139	1:51.975	2:21.985	1:52.726	2:25.858	3:14.565	
277	Addison TREEBY (QLD)	2:00.504	2:01.293	2:00.571	2:13.005	2:14.165	2:07.181	1:58.871	2:16.084
355	Justin McHUGH (NSW)	1:55.853	1:54.158	1:56.024	2:15.037	2:32.769	1:58.240	1:59.617	2:49.650
400	Keegan CORNEY (QLD)	2:11.150	2:06.677	2:10.808	2:08.979	2:06.717	2:07.492	2:06.934	2:05.720
618	Levi FARR (WA)	3:06.800	1:55.797	1:53.662	2:17.906	1:59.280	2:04.796	2:04.247	
756	Brodie FAULKNER (TAS)	1:59.147	2:12.574	2:02.806	2:17.446	2:05.989	2:05.595	2:07.512	2:04.360

*** TOP 20 RIDERS QUALIFY. NEXT RIDER TO BE HELD AS A RESERVE. REMAINING RIDERS TO NON-QUALIFIERS RACE. ***

The results are provisional until the end of the time limit for protests and appeals.


 Chief Timekeeper - Scott Laing


 Race Director - Mark Hancock



www.computime.com.au
 COMPUTIME RACE TIMING SYSTEMS PTY LTD





Round 1

Wonthaggi - Vic

22 & 23 March 2025



MAXXIS MX3

Qualifying - Group 2

Date: 21/03/26
 Event: Q08
 Weather: Overcast - Temp: 19.2C
 Track: Good

Started at: 12:47:00
 Laps: 15 Min
 Starters: 33
 Posted at: 1:08 PM

PROVISIONAL SECTOR TIMES

Lap	Sector 1	Sector 2	Sector 3	Lap Time	Lap	Sector 1	Sector 2	Sector 3	Lap Time
8 Rafael ROSSITER (NSW) (11th)					3	45.568	32.902	44.111	2:02.581
1	1:38.310	38.712	52.854	3:09.876	4	45.733	37.909	46.965	2:10.607
2	42.192	31.243	41.030	1:54.465	5	44.279	33.086	42.979	2:00.344
3	42.436	31.356	41.445	1:55.237	6	1:29.254	34.838	48.142	2:52.234
4	52.892	40.686	54.964	2:28.542	7	44.381	33.805	43.801	2:01.987
5	42.484	32.884	51.602	2:06.970	22 Jack ELLINGHAM (NSW) (3rd)				
6	42.205	33.582	47.757	2:03.544	1	32.924	32.432	42.971	1:48.327
7	42.723	31.939	43.969	1:58.631	2	40.649	30.562	40.311	1:51.522
9 Kye LITTLE (SA) (21th)					3	41.096	30.398	41.485	1:52.979
1	36.778	34.394	46.805	1:57.977	4	41.453	31.029	41.004	1:53.486
2	44.414	32.440	42.205	1:59.059	5	53.422	35.412	43.371	2:12.205
3	43.001	32.419	43.408	1:58.828	6	41.623	33.608	44.435	1:59.666
4	50.462	34.564	46.512	2:11.538	7	41.599	36.609	57.765	2:15.973
5	42.828	32.254	43.424	1:58.506	8	41.485	31.351	45.620	1:58.456
6	49.205	37.449	48.609	2:15.263	23 Corey EISEL (NSW) (12th)				
7	42.607	32.572	44.967	2:00.146	1	1:29.098	38.159	48.535	2:55.792
8	50.762	37.646	45.922	2:14.330	2	42.744	32.583	41.730	1:57.057
10 Taj SCHULENBURG (VIC) (14th)					3	41.576	32.326	42.288	1:56.190
1	38.711	37.497	47.060	2:03.268	4	51.150	36.914	47.752	2:15.816
2	42.354	32.051	42.664	1:57.069	5	41.388	32.769	42.466	1:56.623
3	44.156	32.708	42.671	1:59.535	6	1:14.157	32.973	52.010	2:39.140
4	47.725	35.482	45.662	2:08.869	7	41.457	30.699	43.460	1:55.616
5	42.617	32.772	43.555	1:58.944	25 Cooper ROWE (NSW) (1st)				
6	42.771	31.989	42.329	1:57.089	1	1:41.628	39.438	58.797	3:19.863
7	51.378	38.202	51.928	2:21.508	2	40.618	29.248	39.593	1:49.459
8	42.904	31.750	41.892	1:56.546	3	51.836	34.987	48.128	2:14.951
12 Jake TAPLIN (NSW) (17th)					4	40.328	32.450	49.870	2:02.648
1	58.944	38.999	45.980	2:23.923	5	39.531	28.968	39.087	1:47.586
2	43.251	32.123	43.338	1:58.712	6	54.397	39.141	56.050	2:29.588
3	43.093	31.833	42.536	1:57.462	7	39.693	34.106	54.901	2:08.700
4	44.888	32.287	42.433	1:59.608	26 Cooper BOWMAN (NSW) (18th)				
5	43.264	53.731	54.522	2:31.517	1	40.536	34.710	51.781	2:07.027
6	1:30.736	34.606	48.974	2:54.316	2	43.631	32.221	41.944	1:57.796
7	45.715	44.054	51.789	2:21.558	3	43.513	32.526	50.097	2:06.136
21 Lachlan NEVELL (NSW) (26th)					4	42.969	2:36.122		3:19.091
1	1:07.976	39.344	48.221	2:35.541	5	1:11.345	33.531	42.762	2:27.638
2	43.946	37.164	46.912	2:08.022	6	43.152	32.797	41.884	1:57.833

Scott Laing
 Chief Timekeeper - Scott Laing

Mark Hancock
 Race Director - Mark Hancock





Round 1

Wonthaggi - Vic

22 & 23 March 2025



MAXXIS MX3

Qualifying - Group 2

Date: 21/03/26
 Event: Q08
 Weather: Overcast - Temp: 19.2C
 Track: Good

Started at: 12:47:00
 Laps: 15 Min
 Starters: 33
 Posted at: 1:08 PM

PROVISIONAL SECTOR TIMES

Lap	Sector 1	Sector 2	Sector 3	Lap Time	Lap	Sector 1	Sector 2	Sector 3	Lap Time
7	44.188	33.081	42.679	1:59.948	46 Riley DELANY (VIC) (16th)				
					1	34.693	34.098	46.317	1:55.108
33 Max CINI (QLD) (15th)					2	42.831	32.643	41.431	1:56.905
1	1:10.243	35.521	50.325	2:36.089	3	42.951	32.006	42.254	1:57.211
2	43.324	32.483	42.597	1:58.404	4	46.329	35.009	47.023	2:08.361
3	42.540	31.818	42.354	1:56.712	5	42.911	32.284	45.455	2:00.650
4	44.056	41.567	52.209	2:17.832	6	1:30.940	34.256	46.973	2:52.169
5	42.243	33.429	42.055	1:57.727	7	43.667	31.892	42.685	1:58.244
6	1:16.089	34.038	50.303	2:40.430	8	43.497	32.647	43.072	1:59.216
7	42.338	33.163	42.051	1:57.552	47 Kyle HARVEY (QLD) (8th)				
					1	32.742	34.067	46.911	1:53.720
34 Mitch HOUSE (VIC) (13th)					2	41.688	31.494	40.146	1:53.328
1	33.726	34.257	44.385	1:52.368	3	42.449	31.401	40.694	1:54.544
2	43.637	31.409	42.280	1:57.326	4	46.960	33.357	46.624	2:06.941
3	51.792	37.280	48.165	2:17.237	5	42.396	32.312	43.243	1:57.951
4	42.610	31.026	42.784	1:56.420	6	41.879	31.560	41.925	1:55.364
5	49.760	35.973	48.681	2:14.414	7	56.025	38.513	47.840	2:22.378
6	43.697	31.270	43.321	1:58.288	8	42.340	31.307	41.297	1:54.944
7	54.662	37.646	50.052	2:22.360	48 Nate SHORTT (VIC) (25th)				
8	44.192	35.677	48.500	2:08.369	1	38.295	35.720	45.769	1:59.784
					2	44.291	33.276	45.922	2:03.489
35 Lachlan ALLEN (QLD) (5th)					3	44.436	33.726	46.248	2:04.410
1	31.032	31.919	41.151	1:44.102	4	45.447	32.182	43.899	2:01.528
2	41.187	31.269	40.222	1:52.678	5	44.637	32.952	43.661	2:01.250
3	41.311	31.953	41.700	1:54.964	6	44.377	33.223	42.870	2:00.470
4	50.893	32.013	42.573	2:05.479	7	44.457	34.190	44.421	2:03.068
5	41.165	31.101	40.908	1:53.174	8	44.635	32.802	42.250	1:59.687
6	49.358	35.949	44.258	2:09.565	67 Stefen GARRAFFO (VIC) (32th)				
7	41.285	31.883	43.822	1:56.990	1	39.502	38.441	50.623	2:08.566
8	40.891	31.807	49.054	2:01.752	2	45.613	34.669	45.210	2:05.492
					3	45.867	33.557	45.375	2:04.799
38 Hayden DOWNIE (QLD) (6th)					4	52.565	38.353	49.414	2:20.332
1	43.852	38.515	53.068	2:15.435	5	46.898	36.547	50.922	2:14.367
2	41.407	30.858	42.126	1:54.391	6	48.310	36.641	48.387	2:13.338
3	41.252	31.203	41.138	1:53.593	7	46.098	34.421	47.707	2:08.226
4	41.871	31.962	41.311	1:55.144	75 Cooper FORD (TAS) (7th)				
5	41.794	30.913	40.186	1:52.893	1	33.642	32.475	45.069	1:51.186
6	46.042	32.302	42.932	2:01.276					
7	41.878	30.789	41.372	1:54.039					
8	43.600	31.474	40.962	1:56.036					

Scott Laing
 Chief Timekeeper - Scott Laing

Mark Hancock
 Race Director - Mark Hancock



MAXXIS

MAXXIS MX3

Qualifying - Group 2

Date: 21/03/26
 Event: Q08
 Weather: Overcast - Temp: 19.2C
 Track: Good

Started at: 12:47:00
 Laps: 15 Min
 Starters: 33
 Posted at: 1:08 PM

PROVISIONAL SECTOR TIMES

Lap	Sector 1	Sector 2	Sector 3	Lap Time	Lap	Sector 1	Sector 2	Sector 3	Lap Time
2	41.337	31.910	41.575	1:54.822	5	<u>42.665</u>	33.672	42.621	1:58.958
3	41.510	31.128	<u>40.572</u>	1:53.210	6	43.230	32.319	43.108	1:58.657
4	42.315	32.211	45.534	2:00.060	7	50.318	37.451	50.653	2:18.422
5	41.495	31.163	41.155	1:53.813	8	42.838	32.255	43.027	1:58.120
6	46.155	34.254	47.763	2:08.172	250 Max OAKLEY (VIC) (27th)				
7	<u>41.147</u>	<u>30.935</u>	40.955	<u>1:53.037</u>	1	43.490	35.428	49.151	2:08.069
8	41.825	31.223	40.985	1:54.033	2	<u>44.485</u>	<u>32.834</u>	<u>43.177</u>	<u>2:00.496</u>
99 Kade TIPPER (NSW) (29th)					3	1:48.869	33.965	45.372	3:08.206
1	1:06.030	35.539	44.840	2:26.409	4	45.315	33.645	44.993	2:03.953
2	45.122	<u>33.562</u>	<u>43.124</u>	<u>2:01.808</u>	5	44.708	33.766	45.562	2:04.036
3	<u>44.805</u>	33.875	50.472	2:09.152	6	45.440	34.112	45.121	2:04.673
4	50.166	41.996	50.608	2:22.770	7	44.704	34.138	44.742	2:03.584
5	45.190	35.572	47.839	2:08.601	254 Jack DEVESON (NSW) (2nd)				
6	50.347	34.507	46.896	2:11.750	1	31.966	32.174	42.662	1:46.802
7	45.371	34.355	47.679	2:07.405	2	<u>39.885</u>	30.364	41.449	1:51.698
104 Lincoln SCHIRMER (QLD) (20th)					3	40.500	<u>29.808</u>	<u>39.664</u>	<u>1:49.972</u>
1	35.521	35.631	45.185	1:56.337	4	45.829	33.804	45.397	2:05.030
2	43.766	32.754	<u>42.169</u>	1:58.689	5	40.189	30.080	40.518	1:50.787
3	43.342	<u>32.009</u>	44.508	1:59.859	6	49.108	35.623	44.552	2:09.283
4	43.432	32.946	44.357	2:00.735	7	40.345	30.369	40.183	1:50.897
5	52.121	35.045	49.838	2:17.004	8	43.287	39.194	54.739	2:17.220
6	44.038	32.493	43.184	1:59.715	258 Seth MAINWARING (NSW) (31th)				
7	43.681	32.225	1:03.001	2:18.907	1	40.962	36.713	48.243	2:05.918
8	<u>43.073</u>	32.552	42.589	<u>1:58.214</u>	2	46.203	34.905	45.384	2:06.492
164 Cambell CADD (SA) (28th)					3	<u>45.502</u>	<u>32.107</u>	<u>45.299</u>	<u>2:02.908</u>
1	53.285	36.682	49.454	2:19.421	4	1:38.281	39.599	50.810	3:08.690
2	44.311	33.797	43.963	2:02.071	5	46.463	34.807	46.570	2:07.840
3	50.365	35.891	46.463	2:12.719	6	47.025	40.020	51.368	2:18.413
4	44.140	36.596	49.924	2:10.660	7	46.619	34.185	46.091	2:06.895
5	<u>43.729</u>	<u>33.075</u>	44.153	2:00.957	262 Joshua MILLER (QLD) (23th)				
6	54.664	35.603	48.106	2:18.373	1	36.430	36.274	44.502	1:57.206
7	44.083	33.309	<u>43.295</u>	<u>2:00.687</u>	2	44.687	34.085	<u>43.319</u>	2:02.091
169 Tyson WILLIAMS (NSW) (19th)					3	<u>43.439</u>	32.095	43.568	<u>1:59.102</u>
1	1:00.085	33.071	47.875	2:21.031	4	44.521	35.754	46.405	2:06.680
2	43.478	35.670	43.665	2:02.813	5	43.722	<u>32.075</u>	47.580	2:03.377
3	43.209	<u>32.046</u>	42.557	<u>1:57.812</u>	6	44.055	34.287	47.175	2:05.517
4	46.493	35.594	<u>42.547</u>	2:04.634	7	43.604	33.881	45.874	2:03.359

Scott Laing
 Chief Timekeeper - Scott Laing

Mark Hancock
 Race Director - Mark Hancock





Round 1 Wonthaggi - Vic 22 & 23 March 2025



MAXXIS MX3 Qualifying - Group 2

Date: 21/03/26
Event: Q08
Weather: Overcast - Temp: 19.2C
Track: Good


Started at: 12:47:00
Laps: 15 Min
Starters: 33
Posted at: 1:08 PM

PROVISIONAL SECTOR TIMES

Lap	Sector 1	Sector 2	Sector 3	Lap Time	Lap	Sector 1	Sector 2	Sector 3	Lap Time
8	54.618	35.076	46.778	2:16.472	5	1:08.934	36.508	47.327	2:32.769
267 Benjamin O'NEILL (QLD) (24th)					6	43.670	31.858	42.712	1:58.240
1	38.361	37.392	48.878	2:04.631	7	44.376	32.322	42.919	1:59.617
2	45.671	33.047	48.936	2:07.654	8	44.657	1:18.363	46.630	2:49.650
3	51.610	37.183	45.914	2:14.707	400 Keegan CORNEY (QLD) (33th)				
4	45.543	34.305	46.147	2:05.995	1	44.333	38.442	48.375	2:11.150
5	45.766	36.813	46.812	2:09.391	2	48.631	33.900	44.146	2:06.677
6	43.526	32.314	43.672	1:59.512	3	45.262	35.418	50.128	2:10.808
7	53.476	37.793	50.679	2:21.948	4	45.751	36.993	46.235	2:08.979
275 Riley BURGESS (NSW) (4th)					5	45.489	36.523	44.705	2:06.717
1	1:08.975	35.275	49.908	2:34.158	6	46.967	34.334	46.191	2:07.492
2	41.297	35.086	49.756	2:06.139	7	46.729	35.283	44.922	2:06.934
3	40.807	30.680	40.488	1:51.975	8	44.877	34.766	46.077	2:05.720
4	53.758	37.690	50.537	2:21.985	618 Levi FARR (WA) (9th)				
5	40.511	30.991	41.224	1:52.726	1	1:43.060	39.165	44.575	3:06.800
6	57.716	38.781	49.361	2:25.858	2	42.190	31.929	41.678	1:55.797
7	1:15.035	1:03.212	56.318	3:14.565	3	41.535	31.080	41.047	1:53.662
277 Addison TREEBY (QLD) (22th)					4	48.511	35.352	54.043	2:17.906
1	37.858	35.059	47.587	2:00.504	5	41.920	34.333	43.027	1:59.280
2	44.870	32.958	43.465	2:01.293	6	44.078	34.846	45.872	2:04.796
3	44.188	32.910	43.473	2:00.571	7	42.711	33.526	48.010	2:04.247
4	54.002	33.510	45.493	2:13.005	756 Brodie FAULKNER (TAS) (30th)				
5	50.788	39.166	44.211	2:14.165	1	36.121	36.042	46.984	1:59.147
6	43.648	32.663	50.870	2:07.181	2	52.524	34.192	45.858	2:12.574
7	43.155	32.622	43.094	1:58.871	3	44.522	33.115	45.169	2:02.806
8	53.849	34.834	47.401	2:16.084	4	57.141	35.407	44.898	2:17.446
355 Justin McHUGH (NSW) (10th)					5	44.689	35.259	46.041	2:05.989
1	35.212	35.017	45.624	1:55.853	6	44.804	34.146	46.645	2:05.595
2	42.022	30.883	41.253	1:54.158	7	46.913	36.062	44.537	2:07.512
3	42.493	31.285	42.246	1:56.024	8	44.484	34.512	45.364	2:04.360
4	48.260	35.778	50.999	2:15.037					

*** TOP 20 RIDERS QUALIFY. NEXT RIDER TO BE HELD AS A RESERVE. REMAINING RIDERS TO NON-QUALIFIERS RACE. ***

The results are provisional until the end of the time limit for protests and appeals.


Chief Timekeeper - Scott Laing


Race Director - Mark Hancock



www.computime.com.au
COMPUTIME RACE TIMING SYSTEMS PTY LTD





Round 1
Wonthaggi - Vic
22 & 23 March 2025



MAXXIS MX3
Qualifying - Group 2

Date: 21/03/26
 Event: Q08
 Weather: Overcast - Temp: 19.2C
 Track: Good

Started at: 12:47:00
 Laps: 15 Min
 Starters: 33
 Posted at: 1:08 PM

PROVISIONAL FASTEST LAPS SEQUENCE

Race Time	No	Name	Machine	Fastest Lap	On Lap
3:36.780	35	Lachlan ALLEN (QLD)	Yamaha YZF 250	1:52.678	2
3:38.500	254	Jack DEVESON (NSW)	Yamaha YZF 250	1:51.698	2
3:39.849	22	Jack ELLINGHAM (NSW)	Honda CRF 250	1:51.522	2
5:09.322	25	Cooper ROWE (NSW)	Yamaha YZF 250	1:49.459	2
11:14.507	25	Cooper ROWE (NSW)	Yamaha YZF 250	1:47.586	5

*** TOP 20 RIDERS QUALIFY. NEXT RIDER TO BE HELD AS A RESERVE. REMAINING RIDERS TO NON-QUALIFIERS RACE. ***

The results are provisional until the end of the time limit for protests and appeals.


 Chief Timekeeper - Scott Laing


 Race Director - Mark Hancock



www.computime.com.au
COMPUTIME RACE TIMING SYSTEMS PTY LTD





Round 1

Wonthaggi - Vic

22 & 23 March 2025



MAXXIS MX3

Qualifying - Group 2

Date: 21/03/26
 Event: Q08
 Weather: Overcast - Temp: 19.2C
 Track: Good


Started at: 12:47:00
 Laps: 15 Min
 Starters: 33
 Posted at: 1:08 PM


PROVISIONAL BEST SECTOR TIMES

Sector 1			Sector 2			Sector 3			Lap	
Pos	Name	Time	Name	Time	Name	Time	Name	Ideal	Fastest	
1	C. ROWE	39.531	C. ROWE	28.968	C. ROWE	39.087	C. ROWE	1:47.586	1:47.586	
2	J. DEVESON	39.885	J. DEVESON	29.808	J. DEVESON	39.664	J. DEVESON	1:49.357	1:49.972	
3	R. BURGESS	40.511	J. ELLINGHAM	30.398	K. HARVEY	40.146	J. ELLINGHA	1:51.358	1:51.522	
4	J. ELLINGHAM	40.649	R. BURGESS	30.680	H. DOWNIE	40.186	R. BURGESS	1:51.679	1:51.975	
5	L. ALLEN	40.891	C. EISEL	30.699	L. ALLEN	40.222	L. ALLEN	1:52.214	1:52.678	
6	C. FORD	41.147	H. DOWNIE	30.789	J. ELLINGHAM	40.311	H. DOWNIE	1:52.227	1:52.893	
7	H. DOWNIE	41.252	J. McHUGH	30.883	R. BURGESS	40.488	C. FORD	1:52.654	1:53.037	
8	C. EISEL	41.388	C. FORD	30.935	C. FORD	40.572	K. HARVEY	1:53.141	1:53.328	
9	L. FARR	41.535	M. HOUSE	31.026	R. ROSSITER	41.030	L. FARR	1:53.662	1:53.662	
10	K. HARVEY	41.688	L. FARR	31.080	L. FARR	41.047	C. EISEL	1:53.817	1:55.616	
11	J. McHUGH	42.022	L. ALLEN	31.101	J. McHUGH	41.253	J. McHUGH	1:54.158	1:54.158	
12	R. ROSSITER	42.192	R. ROSSITER	31.243	R. DELANY	41.431	R. ROSSITER	1:54.465	1:54.465	
13	M. CINI	42.243	K. HARVEY	31.307	C. EISEL	41.730	M. HOUSE	1:55.916	1:56.420	
14	T. SCHULENBURG	42.354	T. SCHULENBURG	31.750	C. BOWMAN	41.884	T. SCHULENB	1:55.996	1:56.546	
15	K. LITTLE	42.607	M. CINI	31.818	T. SCHULENBURG	41.892	M. CINI	1:56.112	1:56.712	
16	M. HOUSE	42.610	J. TAPLIN	31.833	M. CINI	42.051	R. DELANY	1:56.154	1:56.905	
17	T. WILLIAMS	42.665	R. DELANY	31.892	L. SCHIRMER	42.169	K. LITTLE	1:57.066	1:58.506	
18	R. DELANY	42.831	L. SCHIRMER	32.009	K. LITTLE	42.205	C. BOWMAN	1:57.074	1:57.796	
19	C. BOWMAN	42.969	T. WILLIAMS	32.046	N. SHORTT	42.250	L. SCHIRMER	1:57.251	1:58.214	
20	L. SCHIRMER	43.073	J. MILLER	32.075	M. HOUSE	42.280	T. WILLIAMS	1:57.258	1:57.812	
21	J. TAPLIN	43.093	S. MAINWARING	32.107	J. TAPLIN	42.433	J. TAPLIN	1:57.359	1:57.462	
22	A. TREEBY	43.155	N. SHORTT	32.182	T. WILLIAMS	42.547	N. SHORTT	1:58.723	1:59.687	
23	J. MILLER	43.439	C. BOWMAN	32.221	L. NEVELL	42.979	J. MILLER	1:58.833	1:59.102	
24	B. O'NEILL	43.526	K. LITTLE	32.254	A. TREEBY	43.094	A. TREEBY	1:58.871	1:58.871	
25	C. CADD	43.729	B. O'NEILL	32.314	K. TIPPER	43.124	B. O'NEILL	1:59.512	1:59.512	
26	L. NEVELL	43.946	A. TREEBY	32.622	M. OAKLEY	43.177	L. NEVELL	1:59.827	2:00.344	
27	N. SHORTT	44.291	M. OAKLEY	32.834	C. CADD	43.295	C. CADD	2:00.099	2:00.687	
28	B. FAULKNER	44.484	L. NEVELL	32.902	J. MILLER	43.319	M. OAKLEY	2:00.496	2:00.496	
29	M. OAKLEY	44.485	C. CADD	33.075	B. O'NEILL	43.672	K. TIPPER	2:01.491	2:01.808	
30	K. TIPPER	44.805	B. FAULKNER	33.115	K. CORNEY	44.146	B. FAULKNER	2:02.136	2:02.806	
31	K. CORNEY	44.877	S. GARRAFFO	33.557	B. FAULKNER	44.537	S. MAINWARI	2:02.908	2:02.908	
32	S. MAINWARING	45.502	K. TIPPER	33.562	S. GARRAFFO	45.210	K. CORNEY	2:02.923	2:05.720	
33	S. GARRAFFO	45.613	K. CORNEY	33.900	S. MAINWARING	45.299	S. GARRAFF	2:04.380	2:04.799	

*** TOP 20 RIDERS QUALIFY. NEXT RIDER TO BE HELD AS A RESERVE. REMAINING RIDERS TO NON-QUALIFIERS RACE. ***

The results are provisional until the end of the time limit for protests and appeals.


 Chief Timekeeper - Scott Laing


 Race Director - Mark Hancock



www.computime.com.au
 COMPUTIME RACE TIMING SYSTEMS PTY LTD





Round 1
Wonthaggi - Vic
22 & 23 March 2025



MAXXIS MX3
Qualifying - Group 2

Date: 21/03/26
 Event: Q08
 Weather: Overcast - Temp: 19.2C
 Track: Good

Started at: 12:47:00
 Laps: 15 Min
 Starters: 33
 Posted at: 1:08 PM


PROVISIONAL RACE INFORMATION

Time	Description
12:47:00	Event Start
12:54:09	Riders 104 (Lincoln SCHIRMER), 26 (Cooper BOWMAN) IGNORE LAP TIME - SHORT CURCUIT
13:00:23	TOP 20 RIDERS QUALIFY - REMAINDER TO NON-QUALIFIERS RACE
13:02:04	Chequered Flag
13:04:01	Rider 262 (Joshua MILLER) IGNORE LAP TIME - SHORT CURCUIT
13:04:29	Event Finish

*** TOP 20 RIDERS QUALIFY. NEXT RIDER TO BE HELD AS A RESERVE. REMAINING RIDERS TO NON-QUALIFIERS RACE. ***

The results are provisional until the end of the time limit for protests and appeals.


 Chief Timekeeper - Scott Laing


 Race Director - Mark Hancock



www.computime.com.au
COMPUTIME RACE TIMING SYSTEMS PTY LTD

