



Round 1

Wonthaggi - Vic

22 & 23 March 2025



MAXXIS

MAXXIS MX3

Moto 1

Date: 22/03/26
 Event: R07
 Weather: Partly Cloudy - Temp: 22.3C
 Track: Rutted

Started at: 11:26:02
 Laps: 20 Min + 1 Lap
 Starters: 40
 Posted at: 1:25 PM

AMENDED CLASSIFICATION

Pos	No	Name	Machine	Laps	Race Time	Behind Leader	Behind Prev	Fastest Lap	On Lap
1	96	Hayden DRAPER (National) / Monster Energy WBR Yamaha	Yamaha YZF 250	12	22:22.911			1:49.986	4
2	254	Jack DEVESON (NSW) / Monster Energy WBR Yamaha	Yamaha YZF 250	12	22:45.701	22.790	22.790	1:51.314	4
3	275	Riley BURGESS (NSW) / Boyds Moto Racing / Coastal MCC / Flight Centre / Atlantic Oils / Hostile Handwear	TBA 250	12	23:00.472	37.561	14.771	1:51.971	2
4	295	Seth THOMAS (NSW) / Gasgas Australia	GasGas MC 250	12	23:02.812	39.901	2.340	1:52.447	3
5	52	Jackson FULLER (QLD) / KTM Racing Team	KTM SXF 250	12	23:05.912	43.001	3.100	1:52.857	3
6	14	Heath FISHER (QLD) / Honda Racing Australia	Honda CRF 250	12	23:06.813	43.902	.901	1:52.897	4
7	38	Hayden DOWNIE (QLD) / XLR Team / Always Livin / Fresh ink Design / 00 Elite Rider Training / Flowrite Plumb.	Yamaha YZF 250	12	23:10.353	47.442	3.540	1:53.303	3
8	22	Jack ELLINGHAM (NSW)	Honda CRF 250	12	23:12.233	49.322	1.880	1:51.459	2
9	24	Seth MORROW (QLD) / Honda Ride Red / SKDA / AgFlow Solutions / JR Factory Services / Pirelli / Fist H-w	Honda CRF 250	12	23:23.978	1:01.067	11.745	1:51.109	3
10	47	Kyle HARVEY (QLD) / KTM Aust. / Motorex / Troy Lee Designs / Pirelli / ODI / Funnel Web Filters	KTM SXF 250	12	23:26.692	1:03.781	2.714	1:55.390	4
11	35	Lachlan ALLEN (QLD) / GYTR Yamaha Junior Racing / Yamaha / Yamalube / GYTR / ShopYamaha / Akrapovic	Yamaha YZF 250	12	23:36.348	1:13.437	9.656	1:56.562	6
12	74	Ryder MATTHEWS-TAYLOR (WA) / Husqvarna / West Coast M-c / The Underclass / Apro Motorsport	Husqvarna FC 250	12	23:50.947	1:28.036	14.599	1:56.855	5
13	5	Drew KREMER (NSW) / Chris Woods Performance / Newcastle Powersports	GasGas MC 250	12	23:53.559	1:30.648	2.612	1:55.538	4
14	23	Corey EISEL (NSW)	Honda CRF 250	12	23:55.904	1:32.993	2.345	1:57.385	3
15	75	Cooper FORD (TAS) / KTM / Motorex / Pirelli / Forth / FIST / TLD Helmets / Weare Lusty / ODI	KTM SXF 250	12	23:57.572	1:34.661	1.668	1:56.863	3
16	425	Jackson WALSH (QLD) / JRS Motorcycles / Towers Concrete	Husqvarna FC 250	12	23:59.274	1:36.363	1.702	1:57.350	4
17	32	Jobe DUNNE (VIC) / GYTR Yamaha Junior Race Team	Yamaha YZF 250	12	24:01.876	1:38.965	2.602	1:54.857	3
18	999	Nate EBBECK (NSW) / Newcastle Powersports / Troy Lee Designs / We Are Lusty / ODI / FunnelWeb Filters	KTM SXF 250	12	24:18.965	1:56.054	17.089	1:59.631	3
19	28	Peter WOLFE (NSW) / Husqvarna / TDub / Raceline Performance / Fox / Motorex / SKDA / Maxxis	Husqvarna FC 250	12	24:10.746	1:47.835	-8.219	1:58.010	3
20	27	Ritchie LAWLER (NSW) / Carr Bros M-c / Boyds M-c Surgery / Boyds Moto Racing / Adduso Concrete & Plumb.	KTM SXF 250	12	24:19.796	1:56.885	9.050	1:57.967	4
21	618	Levi FARR (WA) / Webdrill / Liquid Army / Mudex / Blueprint / TDA / Maxxis / Underclass	KTM SXF 250	12	24:20.883	1:57.972	1.087	1:57.609	3
22	130	Nate PERRETT (QLD) / KTM Junior Racing Team / Motorex / Troy Lee Designs / Pirelli Tyres / SKDA / ODI	KTM SXF 250	12	24:14.875	1:51.964	-6.008	1:58.090	3
23	65	Seth SHACKLETON (WA) / Has Racing / KTM / Motorex / VP / Bunbury KTM / Sketch Moto / Pro Pleat	KTM SXF 250	12	24:16.348	1:53.437	1.473	1:58.771	2
24	8	Rafael ROSSITER (NSW) / Streamline Moto / Underclass	Yamaha YZF 250	12	24:16.970	1:54.059	.622	1:58.691	5

Chief Timekeeper - Scott Laing

Race Director - Mark Hancock



www.computime.com.au
 COMPUTIME RACE TIMING SYSTEMS PTY LTD





Round 1 Wonthaggi - Vic 22 & 23 March 2025



MAXXIS MX3 Moto 1

Date: 22/03/26
Event: R07
Weather: Partly Cloudy - Temp: 22.3C
Track: Rutted

Started at: 11:26:02
Laps: 20 Min + 1 Lap
Starters: 40
Posted at: 1:25 PM

AMENDED CLASSIFICATION

Pos	No	Name	Machine	Laps	Race Time	Behind Leader	Behind Prev	Fastest Lap	On Lap
25	350	Dylan GROMBALL (SA) / Banks Race Development / Stark Future / Aesthetic Caravans / DMP	Stark Varg 250	12	24:42.016	2:19.105	25.046	1:58.967	3
26	10	Taj SCHULENBURG (VIC) / Pro Honda / Thor / Michelin 6D Helmets	Honda CRF 250	11	22:25.026	1 Lap		1:59.979	5
27	610	Ollie BIRKITT (WA) / KTM Aust. / Motorex / TroyLee Designs / SKDA / Funnelweb Filters / ODI / Pirelli	KTM SXF 250	11	22:25.770	1 Lap	.744	1:59.835	3
28	145	Jesse KOLB (VIC) / Impact Irrigation / Unique Collision / Pulse8 / Byrners M-c / Native Concepts	Husqvarna FC 250	12	24:21.454	1:58.543		1:57.568	2
29	169	Tyson WILLIAMS (NSW) / Two Wheel Obsession / Thee Group / Holdsworth Foundation Rebel Awakening	Yamaha YZF 250	11	22:41.497	1 Lap		2:00.655	3
30	104	Lincoln SCHIRMER (QLD) / Hyundai Power Products Aus / The Underclass / Caloundra M-cycle Centre	Yamaha YZF 250	11	22:44.873	1 Lap	3.376	2:01.691	4
31	64	Lachlan ROCHE (QLD) / Caloundra Motorcycle Centre	Yamaha YZF 250	11	22:54.393	1 Lap	9.520	2:02.448	3
32	51	Noah JAMES (VIC)	Husqvarna FC 250	11	22:57.638	1 Lap	3.245	2:01.917	6
33	34	Mitch HOUSE (VIC) / Yamaha / Thor / Gas Imports / Michelin / Doyle & Shelds / Country M-c	Yamaha YZF 250	11	23:02.451	1 Lap	4.813	2:00.842	3
34	355	Justin McHUGH (NSW) / Trooper Lu's Garage	Yamaha YZF 250	11	23:03.517	1 Lap	1.066	2:01.169	2
35	26	Cooper BOWMAN (NSW) / Underclass / Capital Ride Co / Streamline Moto / MX R&D / Pirelli / Griggs Earthm.	Husqvarna FC 250	11	23:13.623	1 Lap	10.106	1:59.128	3
36	259	Joshua McCLOSKEY (NSW) / MCD Racing / Rylson Design / Excite Motorsports	Yamaha YZF 250	11	23:19.688	1 Lap	6.065	2:01.618	3
37	33	Max CINI (QLD)	Yamaha YZF 250	11	23:22.832	1 Lap	3.144	2:00.667	3
38	46	Riley DELANY (VIC) / Onpoint Suspensions / TDub / Dirtpak Excavations / JD Moto Development	Yamaha YZF 250	11	23:52.565	1 Lap	29.733	1:59.224	2
39	12	Jake TAPLIN (NSW) / Coastal MCC / Hostile Racing / JBR Mining	KTM SXF 250	10	22:29.486	2 Laps		1:59.862	7
DNF	25	Cooper ROWE (NSW)	Yamaha YZF 250	8	15:10.176	3 Laps		1:52.227	3

Fastest Lap was 1:49.986 by 96 Hayden DRAPER (National)

*** AMENDMENT: Nos . 8 (Rafael ROSSITER (NSW)) & 145 (Jesse KOLB (VIC)) - 3 position penalties imposed post-race by Clerk of Course for jumping under yellow flag ***

*** Rider 28 (Peter WOLFE (NSW)) - 1 position penalty imposed by Clerk of Course for course cutting ***

*** Riders 130 (Nate PERRETT (QLD)) & 65 (Seth SHACKLETON (WA)) - 3 position penalties imposed by Clerk of Course for jumping under yellow flag ***

The results are provisional until the expiration of the time limit for protests and appeals.


Chief Timekeeper - Scott Laing


Race Director - Mark Hancock



www.computime.com.au
COMPUTIME RACE TIMING SYSTEMS PTY LTD





Round 1

Wonthaggi - Vic

22 & 23 March 2025



MAXXIS MX3

Moto 1

Date: **22/03/26**
 Event: **R07**
 Weather: **Partly Cloudy - Temp: 22.3C**
 Track: **Rutted**

Started at: **11:26:02**
 Laps: **20 Min + 1 Lap**
 Starters: **40**
 Posted at: **1:25 PM**

AMENDED LAP TIMES

No	Name	Lap 1	Lap 2	Lap 3	Lap 4	Lap 5	Lap 6	Lap 7	Lap 8	Lap 9	Lap 10	Lap 11	Lap 12
5	Drew KREMER (NSW)	1:54.190	1:57.869	1:55.578	1:55.538	1:57.147	1:58.996	1:59.867	2:01.650	2:03.061	2:09.106	1:59.924	2:00.633
8	Rafael ROSSITER (NSW)	1:59.300	2:00.774	1:59.587	2:00.773	1:58.691	1:59.932	2:00.036	2:01.167	2:05.671	2:03.386	2:03.153	2:04.500
10	Taj SCHULENBURG (VIC)	2:03.043	2:03.243	2:00.460	2:01.001	1:59.979	2:01.993	2:02.708	2:02.120	2:03.554	2:01.359	2:05.566	
12	Jake TAPLIN (NSW)	2:05.804	2:01.957	2:00.156	2:29.125	2:24.421	2:29.949	1:59.862	2:17.321	2:25.974	2:14.917		
14	Heath FISHER (QLD)	1:51.456	1:55.107	1:52.898	1:52.897	1:54.515	1:54.247	1:55.625	1:56.322	1:56.139	2:00.349	1:58.388	1:58.870
22	Jack ELLINGHAM (NSW)	1:41.212	1:51.459	1:51.843	1:52.600	1:55.697	1:55.967	1:55.863	2:01.105	2:00.758	2:02.466	2:02.250	2:01.013
23	Corey EISEL (NSW)	1:54.645	2:00.807	1:57.385	1:58.473	2:00.180	1:59.772	1:59.943	1:59.434	2:01.853	2:02.490	2:00.100	2:00.822
24	Seth MORROW (QLD)	1:45.090	1:52.742	1:51.109	1:58.799	1:55.064	1:54.837	2:10.059	1:56.138	1:58.694	2:00.881	1:57.679	2:02.886
25	Cooper ROWE (NSW)	1:49.366	1:55.403	1:52.227	1:53.388	1:54.297	1:54.462	1:55.873	1:55.160				
26	Cooper BOWMAN (NSW)	2:01.797	2:03.331	1:59.128	1:59.504	2:01.083	2:02.697	2:02.727	2:28.379	2:12.410	2:09.399	2:13.168	
27	Ritchie LAWLER (NSW)	1:56.915	2:01.825	1:58.571	1:57.967	2:00.867	2:02.272	2:02.034	2:01.467	2:04.937	2:02.973	2:04.933	2:05.035
28	Peter WOLFE (NSW)	1:52.524	1:58.594	1:58.010	2:00.724	2:01.340	2:03.231	2:01.765	2:02.135	2:03.032	2:02.381	2:03.720	2:03.290
32	Jobe DUNNE (VIC)	1:57.764	2:26.710	1:54.857	1:56.863	1:56.648	1:57.357	1:57.726	1:57.339	1:59.785	2:00.077	1:57.465	1:59.285
33	Max CINI (QLD)	2:09.790	2:01.098	2:00.667	2:02.351	2:01.532	2:03.346	2:02.359	2:03.770	2:40.640	2:12.030	2:05.249	
34	Mitch HOUSE (VIC)	1:56.585	2:04.132	2:00.842	2:03.484	2:06.033	2:06.487	2:06.155	2:07.682	2:12.569	2:11.339	2:07.143	
35	Lachlan ALLEN (QLD)	1:47.914	2:06.961	1:56.827	1:56.969	1:56.778	1:56.562	1:57.952	1:56.739	2:00.507	2:00.263	1:58.848	2:00.028
38	Hayden DOWNIE (QLD)	1:46.471	1:54.537	1:53.303	1:55.509	1:58.433	1:55.716	1:55.459	1:55.916	1:57.158	2:00.043	1:59.407	1:58.401
46	Riley DELANY (VIC)	2:14.992	1:59.224	2:00.142	2:00.883	2:02.484	2:03.446	2:42.460	2:10.742	2:12.864	2:12.631	2:12.697	
47	Kyle HARVEY (QLD)	1:48.799	1:56.640	1:56.326	1:55.390	1:56.744	1:57.568	1:58.005	1:57.574	1:59.465	2:01.248	1:58.742	2:00.191
51	Noah JAMES (VIC)	1:59.220	2:21.422	2:02.265	2:02.811	2:02.796	2:01.917	2:03.171	2:03.572	2:05.894	2:08.124	2:06.446	
52	Jackson FULLER (QLD)	1:46.802	1:53.486	1:52.857	1:53.717	1:53.605	1:55.314	1:55.340	1:55.405	1:59.232	2:00.980	1:59.399	1:59.775
64	Lachlan ROCHE (QLD)	1:59.492	2:04.536	2:02.448	2:06.401	2:03.960	2:03.547	2:04.384	2:05.053	2:08.458	2:08.295	2:07.819	
65	Seth SHACKLETON (WA)	1:55.195	1:58.771	1:59.547	1:59.061	1:59.969	2:03.238	2:00.936	2:02.597	2:04.376	2:03.973	2:04.245	2:04.440
74	Ryder MATTHEWS-TAYLOR (WA)	2:00.889	2:00.121	1:59.513	1:57.748	1:56.855	1:57.841	1:59.537	1:57.245	1:59.988	2:01.710	1:59.562	1:59.938
75	Cooper FORD (TAS)	2:01.185	2:00.861	1:56.863	1:58.417	1:59.492	1:59.594	2:00.746	1:59.938	2:01.427	1:59.285	1:58.424	2:01.340
96	Hayden DRAPER (National)	1:40.250	1:50.512	1:50.026	1:49.986	1:50.627	1:51.489	1:52.527	1:52.049	1:53.724	1:58.067	1:56.688	1:56.966
104	Lincoln SCHIRMER (QLD)	1:57.492	2:04.282	2:03.275	2:01.691	2:02.655	2:05.991	2:04.072	2:04.722	2:08.526	2:05.953	2:06.214	
130	Nate PERRETT (QLD)	1:50.720	1:58.723	1:58.090	2:00.066	2:01.502	2:01.789	2:03.446	2:02.372	2:05.691	2:04.265	2:04.175	2:04.036
145	Jesse KOLB (VIC)	1:49.870	1:57.568	1:58.204	1:59.997	2:02.637	2:07.124	2:02.872	2:04.616	2:07.385	2:03.108	2:03.477	2:04.596
169	Tyson WILLIAMS (NSW)	2:07.856	2:01.688	2:00.655	2:01.398	2:02.794	2:02.246	2:03.161	2:06.035	2:05.065	2:08.300	2:02.299	
254	Jack DEVESON (NSW)	1:42.556	1:52.364	1:51.894	1:51.314	1:53.287	1:53.895	1:53.412	1:53.999	1:56.495	1:58.185	1:59.948	1:58.352
259	Joshua McCLOSKEY (NSW)	2:08.930	2:03.054	2:01.618	2:03.836	2:01.677	2:02.976	2:21.531	2:08.674	2:07.242	2:14.360	2:05.790	
275	Riley BURGESS (NSW)	1:44.694	1:51.971	1:53.667	1:52.613	1:53.093	1:53.870	1:55.538	1:55.341	1:57.150	2:02.580	2:00.958	1:58.997
295	Seth THOMAS (NSW)	1:45.990	1:53.383	1:52.447	1:53.654	1:53.054	1:54.345	1:55.833	1:55.843	1:56.247	2:01.377	2:00.228	2:00.411
350	Dylan GROMBALL (SA)	2:00.421	2:02.786	1:58.967	1:59.404	1:59.169	2:00.543	1:59.891	1:59.677	2:03.565	2:03.478	2:00.239	2:33.876
355	Justin McHUGH (NSW)	1:55.850	2:01.169	2:01.262	2:24.656	2:03.369	2:04.788	2:05.955	2:05.059	2:08.170	2:06.134	2:07.105	
425	Jackson WALSH (QLD)	1:58.193	1:57.480	1:58.647	1:57.350	2:01.785	1:59.026	2:02.092	2:01.032	2:01.011	2:00.666	2:00.224	2:01.768
610	Ollie BIRKITT (WA)	1:53.271	2:15.399	1:59.835	2:00.412	2:01.042	2:01.954	2:00.847	2:03.804	2:03.530	2:02.218	2:03.458	
618	Levi FARR (WA)	1:53.979	1:59.219	1:57.609	1:59.973	2:02.457	2:04.155	2:04.588	2:02.891	2:03.631	2:03.655	2:04.016	2:04.710

Scott Laing
 Chief Timekeeper - Scott Laing

Mark Hancock
 Race Director - Mark Hancock



www.computime.com.au
 COMPUTIME RACE TIMING SYSTEMS PTY LTD





Round 1
Wonthaggi - Vic
22 & 23 March 2025



MAXXIS MX3
Moto 1

Date: 22/03/26
 Event: R07
 Weather: Partly Cloudy - Temp: 22.3C
 Track: Rutted

Started at: 11:26:02
 Laps: 20 Min + 1 Lap
 Starters: 40
 Posted at: 1:25 PM

AMENDED LAP TIMES

No	Name	Lap 1	Lap 2	Lap 3	Lap 4	Lap 5	Lap 6	Lap 7	Lap 8	Lap 9	Lap 10	Lap 11	Lap 12
999	Nate EBBECK (NSW)	1:52.832	2:03.716	<u>1:59.631</u>	2:00.233	2:01.947	2:01.742	2:01.403	2:02.212	2:03.760	2:02.893	2:03.070	2:05.526

*** AMENDMENT: Nos . 8 (Rafael ROSSITER (NSW)) & 145 (Jesse KOLB (VIC)) - 3 position penalties imposed post-race by Clerk of Course for jumping under yellow flag ***

*** Rider 28 (Peter WOLFE (NSW)) - 1 position penalty imposed by Clerk of Course for course cutting ***

*** Riders 130 (Nate PERRETT (QLD)) & 65 (Seth SHACKLETON (WA)) - 3 position penalties imposed by Clerk of Course for jumping under yellow flag ***

The results are provisional until the expiration of the time limit for protests and appeals.

Scott Laing
 Chief Timekeeper - Scott Laing

Mark Hancock
 Race Director - Mark Hancock



www.computime.com.au
COMPUTIME RACE TIMING SYSTEMS PTY LTD





MAXXIS MX3

Moto 1

Date: 22/03/26
 Event: R07
 Weather: Partly Cloudy - Temp: 22.3C
 Track: Rutted

Started at: 11:26:02
 Laps: 20 Min + 1 Lap
 Starters: 40
 Posted at: 1:25 PM

AMENDED SECTOR TIMES

Lap	Sector 1	Sector 2	Sector 3	Lap Time	Lap	Sector 1	Sector 2	Sector 3	Lap Time
5 Drew KREMER (NSW) (13th)					12 Jake TAPLIN (NSW) (39th)				
1	36.604	34.141	43.445	1:54.190	1	40.080	38.216	47.508	2:05.804
2	43.575	32.230	42.064	1:57.869	2	43.922	33.838	44.197	2:01.957
3	41.973	31.983	41.622	1:55.578	3	43.566	33.145	43.445	2:00.156
4	42.779	31.602	41.157	1:55.538	4	43.066	33.564	1:12.495	2:29.125
5	42.357	32.113	42.677	1:57.147	5	45.051	33.728	1:05.642	2:24.421
6	43.638	32.603	42.755	1:58.996	6	53.381	41.161	55.407	2:29.949
7	43.123	33.958	42.786	1:59.867	7	43.420	33.256	43.186	1:59.862
8	44.982	33.100	43.568	2:01.650	8	43.934	48.074	45.313	2:17.321
9	43.956	35.879	43.226	2:03.061	9	48.653	40.703	56.618	2:25.974
10	43.867	35.821	49.418	2:09.106	10	45.250	34.570	55.097	2:14.917
11	43.779	33.176	42.969	1:59.924	14 Heath FISHER (QLD) (6th)				
12	43.418	32.875	44.340	2:00.633	1	35.986	33.275	42.195	1:51.456
8 Rafael ROSSITER (NSW) (24th)					2	43.218	31.144	40.745	1:55.107
1	40.778	32.765	45.757	1:59.300	3	41.434	30.953	40.511	1:52.898
2	44.583	33.069	43.122	2:00.774	4	40.962	30.965	40.970	1:52.897
3	42.372	32.655	44.560	1:59.587	5	41.397	31.356	41.762	1:54.515
4	44.584	33.496	42.693	2:00.773	6	41.568	31.376	41.303	1:54.247
5	43.257	32.149	43.285	1:58.691	7	42.221	31.293	42.111	1:55.625
6	43.175	32.856	43.901	1:59.932	8	42.374	31.846	42.102	1:56.322
7	43.384	33.013	43.639	2:00.036	9	41.783	32.470	41.886	1:56.139
8	43.974	33.775	43.418	2:01.167	10	43.037	34.479	42.833	2:00.349
9	44.871	36.201	44.599	2:05.671	11	42.824	33.615	41.949	1:58.388
10	44.977	33.301	45.108	2:03.386	12	43.575	32.632	42.663	1:58.870
11	44.859	33.767	44.527	2:03.153	22 Jack ELLINGHAM (NSW) (8th)				
12	45.241	33.496	45.763	2:04.500	1	30.359	31.191	39.662	1:41.212
10 Taj SCHULENBURG (VIC) (26th)					2	41.140	30.564	39.755	1:51.459
1	40.297	36.344	46.402	2:03.043	3	40.343	31.373	40.127	1:51.843
2	44.699	34.428	44.116	2:03.243	4	40.819	31.205	40.576	1:52.600
3	43.630	33.784	43.046	2:00.460	5	41.396	31.407	42.894	1:55.697
4	42.962	33.789	44.250	2:01.001	6	42.342	31.592	42.033	1:55.967
5	44.084	32.880	43.015	1:59.979	7	41.962	31.576	42.325	1:55.863
6	43.781	34.208	44.004	2:01.993	8	42.871	33.052	45.182	2:01.105
7	44.290	34.256	44.162	2:02.708	9	43.807	33.052	43.899	2:00.758
8	45.228	33.215	43.677	2:02.120	10	44.409	34.883	43.174	2:02.466
9	44.756	35.122	43.676	2:03.554	11	44.005	35.008	43.237	2:02.250
10	43.410	34.063	43.886	2:01.359	12	43.244	33.484	44.285	2:01.013
11	44.126	33.625	47.815	2:05.566	23 Corey EISEL (NSW) (14th)				

Scott Laing
 Chief Timekeeper - Scott Laing

Mark Hancock
 Race Director - Mark Hancock



MAXXIS

MAXXIS MX3

Moto 1

Date: 22/03/26
 Event: R07
 Weather: Partly Cloudy - Temp: 22.3C
 Track: Rutted

Started at: 11:26:02
 Laps: 20 Min + 1 Lap
 Starters: 40
 Posted at: 1:25 PM

AMENDED SECTOR TIMES

Lap	Sector 1	Sector 2	Sector 3	Lap Time	Lap	Sector 1	Sector 2	Sector 3	Lap Time
1	36.164	34.206	44.275	1:54.645	4	43.515	33.136	42.853	1:59.504
2	44.316	33.508	42.983	2:00.807	5	43.849	34.609	42.625	2:01.083
3	43.355	32.480	41.550	1:57.385	6	44.979	33.895	43.823	2:02.697
4	43.083	32.361	43.029	1:58.473	7	44.322	34.768	43.637	2:02.727
5	44.321	32.436	43.423	2:00.180	8	1:07.193	36.086	45.100	2:28.379
6	43.976	33.126	42.670	1:59.772	9	46.887	38.189	47.334	2:12.410
7	43.643	33.463	42.837	1:59.943	10	46.364	37.406	45.629	2:09.399
8	43.594	33.269	42.571	1:59.434	11	48.450	37.047	47.671	2:13.168
9	44.120	34.301	43.432	2:01.853					
10	44.492	34.501	43.497	2:02.490					
11	43.256	33.036	43.808	2:00.100					
12	43.068	33.184	44.570	2:00.822					
24 Seth MORROW (QLD) (9th)									
1	32.505	31.422	41.163	1:45.090					
2	41.496	30.968	40.278	1:52.742					
3	40.311	30.981	39.817	1:51.109					
4	46.506	31.423	40.870	1:58.799					
5	41.775	30.813	42.476	1:55.064					
6	42.308	31.502	41.027	1:54.837					
7	55.552	32.683	41.824	2:10.059					
8	42.809	32.229	41.100	1:56.138					
9	42.472	33.820	42.402	1:58.694					
10	43.703	35.511	41.667	2:00.881					
11	42.831	32.163	42.685	1:57.679					
12	45.036	33.044	44.806	2:02.886					
25 Cooper ROWE (NSW) (DNF)									
1	35.556	32.382	41.428	1:49.366					
2	41.734	31.450	42.219	1:55.403					
3	40.889	30.722	40.616	1:52.227					
4	41.428	30.475	41.485	1:53.388					
5	41.682	30.907	41.708	1:54.297					
6	42.218	30.796	41.448	1:54.462					
7	42.684	31.141	42.048	1:55.873					
8	42.479	31.351	41.330	1:55.160					
26 Cooper BOWMAN (NSW) (35th)									
1	40.197	35.448	46.152	2:01.797					
2	45.499	34.056	43.776	2:03.331					
3	43.451	33.511	42.166	1:59.128					
27 Ritchie LAWLER (NSW) (20th)									
1	36.991	34.739	45.185	1:56.915					
2	46.374	32.966	42.485	2:01.825					
3	43.617	32.079	42.875	1:58.571					
4	43.409	31.951	42.607	1:57.967					
5	44.391	32.184	44.292	2:00.867					
6	45.098	33.112	44.062	2:02.272					
7	45.302	33.471	43.261	2:02.034					
8	44.224	32.540	44.703	2:01.467					
9	44.877	35.616	44.444	2:04.937					
10	44.885	33.995	44.093	2:02.973					
11	45.295	33.599	46.039	2:04.933					
12	45.851	34.074	45.110	2:05.035					
28 Peter WOLFE (NSW) (19th)									
1	34.903	33.658	43.963	1:52.524					
2	43.459	32.390	42.745	1:58.594					
3	42.516	32.244	43.250	1:58.010					
4	43.566	32.152	45.006	2:00.724					
5	43.867	33.232	44.241	2:01.340					
6	44.652	33.651	44.928	2:03.231					
7	43.466	33.791	44.508	2:01.765					
8	43.743	33.210	45.182	2:02.135					
9	44.844	34.185	44.003	2:03.032					
10	44.099	34.288	43.994	2:02.381					
11	44.970	34.337	44.413	2:03.720					
12	44.183	34.269	44.838	2:03.290					
32 Jobe DUNNE (VIC) (17th)									
1	38.600	35.274	43.890	1:57.764					
2	44.660	31.875	1:10.175	2:26.710					
3	41.654	32.314	40.889	1:54.857					

Scott Laing
 Chief Timekeeper - Scott Laing

Mark Hancock
 Race Director - Mark Hancock





Round 1 Wonthaggi - Vic 22 & 23 March 2025



MAXXIS MX3 Moto 1

Date: 22/03/26
Event: R07
Weather: Partly Cloudy - Temp: 22.3C
Track: Rutted

Started at: 11:26:02
Laps: 20 Min + 1 Lap
Starters: 40
Posted at: 1:25 PM

AMENDED SECTOR TIMES

Lap	Sector 1	Sector 2	Sector 3	Lap Time	Lap	Sector 1	Sector 2	Sector 3	Lap Time
4	41.982	31.939	42.942	1:56.863	5	43.188	31.475	42.115	1:56.778
5	42.610	31.890	42.148	1:56.648	6	43.084	31.621	41.857	1:56.562
6	42.698	31.980	42.679	1:57.357	7	42.278	32.313	43.361	1:57.952
7	43.225	32.000	42.501	1:57.726	8	42.479	31.636	42.624	1:56.739
8	41.579	32.439	43.321	1:57.339	9	43.064	34.384	43.059	2:00.507
9	43.205	33.741	42.839	1:59.785	10	42.657	35.024	42.582	2:00.263
10	43.396	33.705	42.976	2:00.077	11	42.793	33.153	42.902	1:58.848
11	42.132	32.360	42.973	1:57.465	12	42.928	33.351	43.749	2:00.028
12	43.285	32.919	43.081	1:59.285					
33 Max CINI (QLD) (37th)					38 Hayden DOWNIE (QLD) (7th)				
1	39.969	35.115	54.706	2:09.790	1	33.163	31.760	41.548	1:46.471
2	44.142	33.579	43.377	2:01.098	2	41.799	31.662	41.076	1:54.537
3	43.535	33.177	43.955	2:00.667	3	41.584	31.055	40.664	1:53.303
4	44.116	34.279	43.956	2:02.351	4	41.711	32.148	41.650	1:55.509
5	44.840	33.894	42.798	2:01.532	5	42.295	33.619	42.519	1:58.433
6	44.995	34.497	43.854	2:03.346	6	43.130	31.882	40.704	1:55.716
7	45.060	33.446	43.853	2:02.359	7	42.607	31.631	41.221	1:55.459
8	45.493	33.891	44.386	2:03.770	8	42.608	31.823	41.485	1:55.916
9	1:17.190	37.932	45.518	2:40.640	9	42.498	32.473	42.187	1:57.158
10	48.366	36.867	46.797	2:12.030	10	43.954	34.190	41.899	2:00.043
11	45.038	34.609	45.602	2:05.249	11	43.848	33.783	41.776	1:59.407
					12	43.760	32.393	42.248	1:58.401
34 Mitch HOUSE (VIC) (33th)					46 Riley DELANY (VIC) (38th)				
1	36.514	34.545	45.526	1:56.585	1	39.632	36.294	59.066	2:14.992
2	46.763	33.399	43.970	2:04.132	2	43.256	32.959	43.009	1:59.224
3	43.510	33.329	44.003	2:00.842	3	43.864	32.883	43.395	2:00.142
4	45.426	33.030	45.028	2:03.484	4	43.975	33.336	43.572	2:00.883
5	45.875	34.728	45.430	2:06.033	5	44.525	33.524	44.435	2:02.484
6	46.313	34.501	45.673	2:06.487	6	45.072	33.771	44.603	2:03.446
7	45.806	34.616	45.733	2:06.155	7	45.632	1:10.365	46.463	2:42.460
8	47.259	34.475	45.948	2:07.682	8	48.861	35.303	46.578	2:10.742
9	47.776	37.228	47.565	2:12.569	9	46.806	39.515	46.543	2:12.864
10	47.245	38.581	45.513	2:11.339	10	49.284	35.524	47.823	2:12.631
11	46.728	34.205	46.210	2:07.143	11	48.244	35.930	48.523	2:12.697
35 Lachlan ALLEN (QLD) (11th)					47 Kyle HARVEY (QLD) (10th)				
1	34.260	31.751	41.903	1:47.914	1	33.978	33.505	41.316	1:48.799
2	42.466	31.281	53.214	2:06.961	2	42.706	32.209	41.725	1:56.640
3	42.656	32.348	41.823	1:56.827	3	42.230	32.857	41.239	1:56.326
4	42.835	32.028	42.106	1:56.969	4	41.995	31.999	41.396	1:55.390

Scott Laing
Chief Timekeeper - Scott Laing

Mark Hancock
Race Director - Mark Hancock





Round 1

Wonthaggi - Vic

22 & 23 March 2025



MAXXIS MX3

Moto 1

Date: 22/03/26
 Event: R07
 Weather: Partly Cloudy - Temp: 22.3C
 Track: Rutted

Started at: 11:26:02
 Laps: 20 Min + 1 Lap
 Starters: 40
 Posted at: 1:25 PM

AMENDED SECTOR TIMES

Lap	Sector 1	Sector 2	Sector 3	Lap Time	Lap	Sector 1	Sector 2	Sector 3	Lap Time
5	42.464	32.190	42.090	1:56.744	5	44.678	34.597	44.685	2:03.960
6	43.614	32.599	41.355	1:57.568	6	44.549	33.615	45.383	2:03.547
7	43.240	32.877	41.888	1:58.005	7	45.260	34.160	44.964	2:04.384
8	43.095	32.572	41.907	1:57.574	8	46.478	33.611	44.964	2:05.053
9	43.464	33.158	42.843	1:59.465	9	46.453	36.307	45.698	2:08.458
10	43.932	34.255	43.061	2:01.248	10	46.056	36.870	45.369	2:08.295
11	43.342	32.881	42.519	1:58.742	11	47.513	34.258	46.048	2:07.819
12	44.251	32.637	43.303	2:00.191					

51 Noah JAMES (VIC) (32th)

1	38.181	34.661	46.378	1:59.220
2	46.029	35.006	1:00.387	2:21.422
3	44.256	34.523	43.486	2:02.265
4	44.212	34.070	44.529	2:02.811
5	44.821	33.555	44.420	2:02.796
6	44.891	33.817	43.209	2:01.917
7	45.126	34.027	44.018	2:03.171
8	45.777	33.530	44.265	2:03.572
9	45.390	36.306	44.198	2:05.894
10	46.049	37.483	44.592	2:08.124
11	46.500	34.428	45.518	2:06.446

65 Seth SHACKLETON (WA) (23th)

1	37.351	34.567	43.277	1:55.195
2	44.104	32.964	41.703	1:58.771
3	43.305	33.542	42.700	1:59.547
4	43.600	33.107	42.354	1:59.061
5	43.431	32.610	43.928	1:59.969
6	44.302	33.806	45.130	2:03.238
7	45.042	33.325	42.569	2:00.936
8	45.072	33.957	43.568	2:02.597
9	45.089	35.154	44.133	2:04.376
10	44.300	33.811	45.862	2:03.973
11	45.627	33.662	44.956	2:04.245
12	44.991	33.604	45.845	2:04.440

52 Jackson FULLER (QLD) (5th)

1	33.354	32.380	41.068	1:46.802
2	42.316	31.037	40.133	1:53.486
3	40.782	31.396	40.679	1:52.857
4	41.211	31.632	40.874	1:53.717
5	41.322	31.484	40.799	1:53.605
6	42.372	31.961	40.981	1:55.314
7	41.632	32.419	41.289	1:55.340
8	41.926	31.629	41.850	1:55.405
9	44.390	32.537	42.305	1:59.232
10	43.960	33.593	43.427	2:00.980
11	43.290	33.615	42.494	1:59.399
12	43.391	33.606	42.778	1:59.775

74 Ryder MATTHEWS-TAYLOR (WA) (12th)


1	39.692	35.310	45.887	2:00.889
2	45.119	32.225	42.777	2:00.121
3	43.532	31.302	44.679	1:59.513
4	43.040	31.987	42.721	1:57.748
5	43.605	31.450	41.800	1:56.855
6	43.393	32.200	42.248	1:57.841
7	43.357	34.052	42.128	1:59.537
8	43.296	32.401	41.548	1:57.245
9	43.481	34.179	42.328	1:59.988
10	44.180	35.276	42.254	2:01.710
11	43.861	32.753	42.948	1:59.562
12	43.756	32.933	43.249	1:59.938

64 Lachlan ROCHE (QLD) (31th)

1	39.041	36.677	43.774	1:59.492
2	45.650	34.552	44.334	2:04.536
3	44.802	33.903	43.743	2:02.448
4	46.836	34.644	44.921	2:06.401

75 Cooper FORD (TAS) (15th)

1	37.422	37.311	46.452	2:01.185
2	45.032	32.927	42.902	2:00.861
3	43.546	31.545	41.772	1:56.863
4	43.137	32.290	42.990	1:58.417


 Chief Timekeeper - Scott Laing


 Race Director - Mark Hancock





MAXXIS MX3

Moto 1

Date: 22/03/26
 Event: R07
 Weather: Partly Cloudy - Temp: 22.3C
 Track: Rutted

Started at: 11:26:02
 Laps: 20 Min + 1 Lap
 Starters: 40
 Posted at: 1:25 PM

AMENDED SECTOR TIMES

Lap	Sector 1	Sector 2	Sector 3	Lap Time	Lap	Sector 1	Sector 2	Sector 3	Lap Time
5	43.167	32.903	43.422	1:59.492	5	43.894	33.105	44.503	2:01.502
6	43.588	33.573	42.433	1:59.594	6	44.764	33.451	43.574	2:01.789
7	45.225	33.307	42.214	2:00.746	7	43.946	34.335	45.165	2:03.446
8	44.011	33.015	42.912	1:59.938	8	43.352	33.927	45.093	2:02.372
9	43.624	35.503	42.300	2:01.427	9	45.409	35.295	44.987	2:05.691
10	42.981	34.558	41.746	1:59.285	10	45.133	33.861	45.271	2:04.265
11	42.641	33.112	42.671	1:58.424	11	45.444	34.156	44.575	2:04.175
12	43.951	33.186	44.203	2:01.340	12	45.253	33.886	44.897	2:04.036

96 Hayden DRAPER (National) (1st)

1	29.800	30.630	39.820	1:40.250
2	41.044	30.029	39.439	1:50.512
3	40.997	30.027	39.002	1:50.026
4	40.042	30.269	39.675	1:49.986
5	40.256	30.556	39.815	1:50.627
6	41.104	30.289	40.096	1:51.489
7	41.346	30.943	40.238	1:52.527
8	41.054	30.553	40.442	1:52.049
9	41.512	31.438	40.774	1:53.724
10	42.766	33.405	41.896	1:58.067
11	42.396	33.518	40.774	1:56.688
12	42.819	31.805	42.342	1:56.966

145 Jesse KOLB (VIC) (28th)

1	32.342	33.663	43.865	1:49.870
2	43.091	32.205	42.272	1:57.568
3	43.423	32.911	41.870	1:58.204
4	44.037	33.692	42.268	1:59.997
5	43.594	34.640	44.403	2:02.637
6	46.347	35.049	45.728	2:07.124
7	44.381	33.760	44.731	2:02.872
8	45.552	34.498	44.566	2:04.616
9	46.105	36.363	44.917	2:07.385
10	45.292	34.403	43.413	2:03.108
11	44.741	33.840	44.896	2:03.477
12	44.998	34.468	45.130	2:04.596

104 Lincoln SCHIRMER (QLD) (30th)

1	37.844	35.091	44.557	1:57.492
2	44.694	33.793	45.795	2:04.282
3	45.507	33.496	44.272	2:03.275
4	43.618	34.057	44.016	2:01.691
5	43.518	34.300	44.837	2:02.655
6	46.084	34.849	45.058	2:05.991
7	44.756	33.946	45.370	2:04.072
8	44.956	34.929	44.837	2:04.722
9	46.305	35.869	46.352	2:08.526
10	46.303	36.402	43.248	2:05.953
11	45.515	34.411	46.288	2:06.214

169 Tyson WILLIAMS (NSW) (29th)

1	40.867	36.118	50.871	2:07.856
2	43.617	33.417	44.654	2:01.688
3	43.919	33.220	43.516	2:00.655
4	43.493	33.902	44.003	2:01.398
5	43.933	33.450	45.411	2:02.794
6	44.371	34.000	43.875	2:02.246
7	45.058	32.883	45.220	2:03.161
8	45.854	33.329	46.852	2:06.035
9	45.278	35.212	44.575	2:05.065
10	45.504	37.473	45.323	2:08.300
11	45.991	33.064	43.244	2:02.299

130 Nate PERRETT (QLD) (22th)

1	35.224	32.992	42.504	1:50.720
2	43.731	32.466	42.526	1:58.723
3	42.884	32.703	42.503	1:58.090
4	43.842	33.264	42.960	2:00.066

254 Jack DEVESON (NSW) (2nd)

1	31.444	30.768	40.344	1:42.556
2	40.510	31.465	40.389	1:52.364
3	40.861	30.419	40.614	1:51.894
4	40.310	30.867	40.137	1:51.314

Chief Timekeeper - Scott Laing

Race Director - Mark Hancock



MAXXIS

MAXXIS MX3

Moto 1

Date: 22/03/26
 Event: R07
 Weather: Partly Cloudy - Temp: 22.3C
 Track: Rutted

Started at: 11:26:02
 Laps: 20 Min + 1 Lap
 Starters: 40
 Posted at: 1:25 PM

AMENDED SECTOR TIMES

Lap	Sector 1	Sector 2	Sector 3	Lap Time	Lap	Sector 1	Sector 2	Sector 3	Lap Time
5	40.709	31.275	41.303	1:53.287	5	41.139	30.956	40.959	1:53.054
6	41.570	31.519	40.806	1:53.895	6	42.167	31.112	41.066	1:54.345
7	41.547	31.428	40.437	1:53.412	7	42.507	31.777	41.549	1:55.833
8	41.328	31.556	41.115	1:53.999	8	42.106	31.711	42.026	1:55.843
9	41.798	31.849	42.848	1:56.495	9	42.939	32.089	41.219	1:56.247
10	42.138	34.448	41.599	1:58.185	10	43.404	36.067	41.906	2:01.377
11	42.535	34.903	42.510	1:59.948	11	43.285	35.061	41.882	2:00.228
12	42.990	31.990	43.372	1:58.352	12	44.032	32.821	43.558	2:00.411

259 Joshua McCLOSKEY (NSW) (36th)

1	40.983	35.596	52.351	2:08.930
2	44.472	33.777	44.805	2:03.054
3	44.351	33.786	43.481	2:01.618
4	43.996	33.857	45.983	2:03.836
5	44.592	32.859	44.226	2:01.677
6	44.418	34.370	44.188	2:02.976
7	44.957	51.550	45.024	2:21.531
8	45.372	34.209	49.093	2:08.674
9	46.095	36.858	44.289	2:07.242
10	48.534	38.378	47.448	2:14.360
11	44.868	34.170	46.752	2:05.790

350 Dylan GROMBALL (SA) (25th)

1	38.380	36.065	45.976	2:00.421
2	45.846	34.036	42.904	2:02.786
3	43.300	32.241	43.426	1:58.967
4	42.962	32.584	43.858	1:59.404
5	43.574	32.339	43.256	1:59.169
6	43.339	32.881	44.323	2:00.543
7	43.901	33.002	42.988	1:59.891
8	43.999	32.730	42.948	1:59.677
9	44.681	35.418	43.466	2:03.565
10	44.632	34.562	44.284	2:03.478
11	43.940	32.601	43.698	2:00.239
12	44.115	33.638	1:16.123	2:33.876

275 Riley BURGESS (NSW) (3rd)

1	32.210	31.672	40.812	1:44.694
2	40.258	31.226	40.487	1:51.971
3	40.958	31.536	41.173	1:53.667
4	41.527	30.908	40.178	1:52.613
5	40.855	31.048	41.190	1:53.093
6	41.756	31.011	41.103	1:53.870
7	42.303	31.709	41.526	1:55.538
8	41.831	31.660	41.850	1:55.341
9	43.091	32.027	42.032	1:57.150
10	42.858	37.444	42.278	2:02.580
11	42.370	35.866	42.722	2:00.958
12	43.026	32.488	43.483	1:58.997

355 Justin McHUGH (NSW) (34th)

1	36.993	34.621	44.236	1:55.850
2	44.590	33.288	43.291	2:01.169
3	44.317	33.016	43.929	2:01.262
4	44.215	52.393	48.048	2:24.656
5	44.844	34.220	44.305	2:03.369
6	45.153	34.065	45.570	2:04.788
7	46.180	34.815	44.960	2:05.955
8	46.098	34.198	44.763	2:05.059
9	45.520	37.208	45.442	2:08.170
10	44.506	36.751	44.877	2:06.134
11	45.865	35.028	46.212	2:07.105

295 Seth THOMAS (NSW) (4th)

1	30.897	32.112	42.981	1:45.990
2	41.142	31.756	40.485	1:53.383
3	40.917	31.373	40.157	1:52.447
4	41.551	31.299	40.804	1:53.654

425 Jackson WALSH (QLD) (16th)

1	39.316	34.320	44.557	1:58.193
2	43.432	31.898	42.150	1:57.480
3	43.586	32.173	42.888	1:58.647
4	42.539	31.463	43.348	1:57.350

Chief Timekeeper - Scott Laing

Race Director - Mark Hancock



www.computime.com.au
 COMPUTIME RACE TIMING SYSTEMS PTY LTD





Round 1 Wonthaggi - Vic 22 & 23 March 2025



MAXXIS MX3 Moto 1

Date: 22/03/26
Event: R07
Weather: Partly Cloudy - Temp: 22.3C
Track: Rutted

Started at: 11:26:02
Laps: 20 Min + 1 Lap
Starters: 40
Posted at: 1:25 PM

AMENDED SECTOR TIMES


Lap	Sector 1	Sector 2	Sector 3	Lap Time	Lap	Sector 1	Sector 2	Sector 3	Lap Time
5	44.528	33.972	43.285	2:01.785	4	43.215	32.849	43.909	1:59.973
6	43.694	32.750	42.582	1:59.026	5	44.154	33.361	44.942	2:02.457
7	44.864	33.276	43.952	2:02.092	6	44.995	34.090	45.070	2:04.155
8	43.366	32.486	45.180	2:01.032	7	45.219	34.690	44.679	2:04.588
9	43.619	33.764	43.628	2:01.011	8	44.718	33.771	44.402	2:02.891
10	43.529	33.770	43.367	2:00.666	9	45.050	33.968	44.613	2:03.631
11	43.134	32.792	44.298	2:00.224	10	45.883	33.675	44.097	2:03.655
12	43.730	33.230	44.808	2:01.768	11	44.158	34.160	45.698	2:04.016
					12	45.591	33.676	45.443	2:04.710
610 Ollie BIRKITT (WA) (27th)					999 Nate EBBECK (NSW) (18th)				
1	35.421	34.533	43.317	1:53.271	1	34.494	34.781	43.557	1:52.832
2	45.071	45.934	44.394	2:15.399	2	44.677	34.332	44.707	2:03.716
3	43.665	32.829	43.341	1:59.835	3	43.372	33.603	42.656	1:59.631
4	43.224	33.753	43.435	2:00.412	4	43.200	33.544	43.489	2:00.233
5	43.627	34.097	43.318	2:01.042	5	44.626	33.433	43.888	2:01.947
6	43.568	33.512	44.874	2:01.954	6	44.531	33.512	43.699	2:01.742
7	43.607	33.881	43.359	2:00.847	7	43.813	34.573	43.017	2:01.403
8	45.879	33.849	44.076	2:03.804	8	43.804	33.698	44.710	2:02.212
9	44.289	34.857	44.384	2:03.530	9	44.235	35.620	43.905	2:03.760
10	43.899	34.067	44.252	2:02.218	10	45.782	33.442	43.669	2:02.893
11	44.254	33.839	45.365	2:03.458	11	46.242	33.101	43.727	2:03.070
					12	46.036	34.352	45.138	2:05.526
618 Levi FARR (WA) (21th)									
1	35.782	34.305	43.892	1:53.979					
2	43.224	33.357	42.638	1:59.219					
3	42.990	32.673	41.946	1:57.609					


*** AMENDMENT: Nos . 8 (Rafael ROSSITER (NSW)) & 145 (Jesse KOLB (VIC)) - 3 position penalties imposed post-race by Clerk of Course for jumping under yellow flag ***

*** Rider 28 (Peter WOLFE (NSW)) - 1 position penalty imposed by Clerk of Course for course cutting ***

*** Riders 130 (Nate PERRETT (QLD)) & 65 (Seth SHACKLETON (WA)) - 3 position penalties imposed by Clerk of Course for jumping under yellow flag ***

The results are provisional until the expiration of the time limit for protests and appeals.


Chief Timekeeper - Scott Laing


Race Director - Mark Hancock



www.computime.com.au
COMPUTIME RACE TIMING SYSTEMS PTY LTD





Round 1
Wonthaggi - Vic
22 & 23 March 2025



MAXXIS MX3
Moto 1

Date: 22/03/26
 Event: R07
 Weather: Partly Cloudy - Temp: 22.3C
 Track: Rutted

Started at: 11:26:02
 Laps: 20 Min + 1 Lap
 Starters: 40
 Posted at: 1:25 PM

AMENDED FASTEST LAPS SEQUENCE

Lap	Race Pos	No	Name	Machine	Fastest Lap	On Lap
2	1	96	Hayden DRAPER (National)	Yamaha YZF 250	1:50.512	2
3	1	96	Hayden DRAPER (National)	Yamaha YZF 250	1:50.026	3
4	1	96	Hayden DRAPER (National)	Yamaha YZF 250	1:49.986	4

*** AMENDMENT: Nos . 8 (Rafael ROSSITER (NSW)) & 145 (Jesse KOLB (VIC)) - 3 position penalties imposed post-race by Clerk of Course for jumping under yellow flag ***

*** Rider 28 (Peter WOLFE (NSW)) - 1 position penalty imposed by Clerk of Course for course cutting ***

*** Riders 130 (Nate PERRETT (QLD)) & 65 (Seth SHACKLETON (WA)) - 3 position penalties imposed by Clerk of Course for jumping under yellow flag ***

The results are provisional until the expiration of the time limit for protests and appeals.


 Chief Timekeeper - Scott Laing


 Race Director - Mark Hancock



www.computime.com.au
COMPUTIME RACE TIMING SYSTEMS PTY LTD





Round 1 Wonthaggi - Vic 22 & 23 March 2025



MAXXIS MX3 Moto 1

Date: 22/03/26
Event: R07
Weather: Partly Cloudy - Temp: 22.3C
Track: Rutted

Started at: 11:26:02
Laps: 20 Min + 1 Lap
Starters: 40
Posted at: 1:25 PM

AMENDED LAP SHEET

No	Lap Time	Gap	No	Lap Time	Gap	No	Lap Time	Gap	No	Lap Time	Gap	No	Lap Time	Gap
Lap 1			350	2:00.421	20.171	999	2:03.716	25.786	47	1:56.326	20.977	96	1:49.986	
96	1:40.250		74	2:00.889	20.639	355	2:01.169	26.257	145	1:58.204	24.854	22	1:52.600	6.340
22	1:41.212	.962	75	2:01.185	20.935	27	2:01.825	27.978	130	1:58.090	26.745	254	1:51.314	7.354
254	1:42.556	2.306	26	2:01.797	21.547	8	2:00.774	29.312	5	1:55.578	26.849	275	1:52.613	12.171
275	1:44.694	4.444	10	2:03.043	22.793	34	2:04.132	29.955	28	1:58.010	28.340	295	1:53.654	14.700
24	1:45.090	4.840	12	2:05.804	25.554	74	2:00.121	30.248	618	1:57.609	30.019	52	1:53.717	16.088
295	1:45.990	5.740	169	2:07.856	27.606	104	2:04.282	31.012	35	1:56.827	30.914	24	1:58.799	16.966
38	1:46.471	6.221	259	2:08.930	28.680	75	2:00.861	31.284	23	1:57.385	32.049	38	1:55.509	19.046
52	1:46.802	6.552	33	2:09.790	29.540	350	2:02.786	32.445	65	1:59.547	32.725	25	1:53.388	19.610
35	1:47.914	7.664	46	2:14.992	34.742	64	2:04.536	33.266	425	1:58.647	33.532	14	1:52.897	21.584
47	1:48.799	8.549	Lap 2			26	2:03.331	34.366	999	1:59.631	35.391	47	1:55.390	26.381
25	1:49.366	9.116	96	1:50.512		10	2:03.243	35.524	27	1:58.571	36.523	5	1:55.538	32.401
145	1:49.870	9.620	22	1:51.459	1.909	12	2:01.957	36.999	355	2:01.262	37.493	145	1:59.997	34.865
130	1:50.720	10.470	254	1:52.364	4.158	610	2:15.399	37.908	75	1:56.863	38.121	130	2:00.066	36.825
14	1:51.456	11.206	275	1:51.971	5.903	169	2:01.688	38.782	8	1:59.587	38.873	35	1:56.969	37.897
28	1:52.524	12.274	24	1:52.742	7.070	33	2:01.098	40.126	74	1:59.513	39.735	28	2:00.724	39.078
999	1:52.832	12.582	295	1:53.383	8.611	259	2:03.054	41.222	34	2:00.842	40.771	618	1:59.973	40.006
610	1:53.271	13.021	52	1:53.486	9.526	46	1:59.224	43.454	350	1:58.967	41.386	23	1:58.473	40.536
618	1:53.979	13.729	38	1:54.537	10.246	51	2:21.422	49.880	26	1:59.128	43.468	425	1:57.350	40.896
5	1:54.190	13.940	25	1:55.403	14.007	32	2:26.710	53.712	104	2:03.275	44.261	65	1:59.061	41.800
23	1:54.645	14.395	47	1:56.640	14.677	Lap 3			64	2:02.448	45.688	27	1:57.967	44.504
65	1:55.195	14.945	14	1:55.107	15.801	96	1:50.026		10	2:00.460	45.958	999	2:00.233	45.638
355	1:55.850	15.600	145	1:57.568	16.676	22	1:51.843	3.726	12	2:00.156	47.129	75	1:58.417	46.552
34	1:56.585	16.335	130	1:58.723	18.681	254	1:51.894	6.026	610	1:59.835	47.717	74	1:57.748	47.497
27	1:56.915	16.665	28	1:58.594	20.356	24	1:51.109	8.153	169	2:00.655	49.411	8	2:00.773	49.660
104	1:57.492	17.242	5	1:57.869	21.297	275	1:53.667	9.544	33	2:00.667	50.767	350	1:59.404	50.804
32	1:57.764	17.514	618	1:59.219	22.436	295	1:52.447	11.032	259	2:01.618	52.814	26	1:59.504	52.986
425	1:58.193	17.943	65	1:58.771	23.204	52	1:52.857	12.357	46	2:00.142	53.570	34	2:03.484	54.269
51	1:59.220	18.970	35	2:06.961	24.113	38	1:53.303	13.523	32	1:54.857	58.543	104	2:01.691	55.966
8	1:59.300	19.050	23	2:00.807	24.690	25	1:52.227	16.208	51	2:02.265	1:02.119	10	2:01.001	56.973
64	1:59.492	19.242	425	1:57.480	24.911	14	1:52.898	18.673	Lap 4			610	2:00.412	58.143
												169	2:01.398	1:00.823

Scott Laing
Chief Timekeeper - Scott Laing

Mark Hancock
Race Director - Mark Hancock



www.computime.com.au
COMPUTIME RACE TIMING SYSTEMS PTY LTD





Round 1 Wonthaggi - Vic 22 & 23 March 2025



MAXXIS MX3 Moto 1

Date: 22/03/26
Event: R07
Weather: Partly Cloudy - Temp: 22.3C
Track: Rutted

Started at: 11:26:02
Laps: 20 Min + 1 Lap
Starters: 40
Posted at: 1:25 PM

AMENDED LAP SHEET

No	Lap Time	Gap	No	Lap Time	Gap	No	Lap Time	Gap	No	Lap Time	Gap	No	Lap Time	Gap
999	2:02.212	1:26.250	425	2:01.011	1:25.426	38	2:00.043	43.288	355	2:06.134	1 lap	10	2:05.566	1 lap
618	2:02.891	1:27.405	75	2:01.427	1:27.333	24	2:00.881	54.156	26	2:09.399	1 lap	610	2:03.458	1 lap
32	1:57.339	1:27.798	28	2:03.032	1:30.165	46	2:12.864	1 lap	275	2:00.958	35.530	12	2:14.917	2 laps
10	2:02.120	1:37.081	130	2:05.691	1:31.209	47	2:01.248	58.502	295	2:00.228	36.456	169	2:02.299	1 lap
610	2:03.804	1:39.098	65	2:04.376	1:32.500	35	2:00.263	1:08.215	52	1:59.399	40.192	104	2:06.214	1 lap
104	2:04.722	1:46.714	350	2:03.565	1:33.233	74	2:01.710	1:22.190	14	1:58.388	41.998	254	1:58.352	22.790
33	2:03.770	1:47.447	32	1:59.785	1:33.859	5	2:09.106	1:23.745	22	2:02.250	45.275	64	2:07.819	1 lap
169	2:06.035	1:48.367	8	2:05.671	1:34.741	23	2:02.490	1:25.725	38	1:59.407	46.007	51	2:06.446	1 lap
64	2:05.053	1:52.355	27	2:04.937	1:35.665	425	2:00.666	1:28.025	259	2:14.360	1 lap	275	1:58.997	37.561
Lap 9			999	2:03.760	1:36.286	75	1:59.285	1:28.551	33	2:12.030	1 lap	34	2:07.143	1 lap
96	1:53.724		618	2:03.631	1:37.312	28	2:02.381	1:34.479	24	1:57.679	55.147	295	2:00.411	39.901
34	2:07.682	1 lap	145	2:07.385	1:39.083	32	2:00.077	1:35.869	47	1:58.742	1:00.556	355	2:07.105	1 lap
51	2:03.572	1 lap	10	2:03.554	1:46.911	130	2:04.265	1:37.407	35	1:58.848	1:10.375	52	1:59.775	43.001
26	2:28.379	1 lap	610	2:03.530	1:48.904	65	2:03.973	1:38.406	46	2:12.631	1 lap	14	1:58.870	43.902
355	2:05.059	1 lap	Lap 10			350	2:03.478	1:38.644	74	1:59.562	1:25.064	38	1:58.401	47.442
254	1:56.495	18.026	96	1:58.067		8	2:03.386	1:40.060	5	1:59.924	1:26.981	22	2:01.013	49.322
259	2:08.674	1 lap	169	2:05.065	1 lap	27	2:02.973	1:40.571	23	2:00.100	1:29.137	26	2:13.168	1 lap
275	1:57.150	26.747	104	2:08.526	1 lap	999	2:02.893	1:41.112	75	1:58.424	1:30.287	259	2:05.790	1 lap
295	1:56.247	29.606	64	2:08.458	1 lap	618	2:03.655	1:42.900	425	2:00.224	1:31.561	33	2:05.249	1 lap
52	1:59.232	34.568	51	2:05.894	1 lap	145	2:03.108	1:44.124	32	1:57.465	1:36.646	24	2:02.886	1:01.067
22	2:00.758	35.314	34	2:12.569	1 lap	12	2:25.974	1 lap	28	2:03.720	1:41.511	47	2:00.191	1:03.781
14	1:56.139	38.016	254	1:58.185	18.144	10	2:01.359	1:50.203	350	2:00.239	1:42.195	35	2:00.028	1:13.437
38	1:57.158	41.312	355	2:08.170	1 lap	610	2:02.218	1:53.055	130	2:04.175	1:44.894	74	1:59.938	1:28.036
46	2:10.742	1 lap	26	2:12.410	1 lap	Lap 11			65	2:04.245	1:45.963	46	2:12.697	1 lap
24	1:58.694	51.342	259	2:07.242	1 lap	96	1:56.688		8	2:03.153	1:46.525	5	2:00.633	1:30.648
47	1:59.465	55.321	275	2:02.580	31.260	104	2:05.953	1 lap	999	2:03.070	1:47.494	23	2:00.822	1:32.993
35	2:00.507	1:06.019	295	2:01.377	32.916	169	2:08.300	1 lap	27	2:04.933	1:48.816	75	2:01.340	1:34.661
5	2:03.061	1:12.706	33	2:40.640	1 lap	64	2:08.295	1 lap	618	2:04.016	1:50.228	425	2:01.768	1:36.363
12	2:17.321	1 lap	52	2:00.980	37.481	254	1:59.948	21.404	145	2:03.477	1:50.913	32	1:59.285	1:38.965
74	1:59.988	1:18.547	22	2:02.466	39.713	51	2:08.124	1 lap	Lap 12			28	2:03.290	1:47.835
23	2:01.853	1:21.302	14	2:00.349	40.298	34	2:11.339	1 lap	96	1:56.966		130	2:04.036	1:51.964
												65	2:04.440	1:53.437

Chief Timekeeper - Scott Laing

Race Director - Mark Hancock



www.computime.com.au
COMPUTIME RACE TIMING SYSTEMS PTY LTD





Round 1
Wonthaggi - Vic
22 & 23 March 2025



MAXXIS MX3
Moto 1

Date: 22/03/26
 Event: R07
 Weather: Partly Cloudy - Temp: 22.3C
 Track: Rutted

Started at: 11:26:02
 Laps: 20 Min + 1 Lap
 Starters: 40
 Posted at: 1:25 PM

AMENDED LAP SHEET

No	Lap Time	Gap
8	2:04.500	1:54.059
999	2:05.526	1:56.054
27	2:05.035	1:56.885
618	2:04.710	1:57.972
145	2:04.596	1:58.543
350	2:33.876	2:19.105

*** AMENDMENT: Nos . 8 (Rafael ROSSITER (NSW)) & 145 (Jesse KOLB (VIC)) - 3 position penalties imposed post-race by Clerk of Course for jumping under yellow flag ***

*** Rider 28 (Peter WOLFE (NSW)) - 1 position penalty imposed by Clerk of Course for course cutting ***

*** Riders 130 (Nate PERRETT (QLD)) & 65 (Seth SHACKLETON (WA)) - 3 position penalties imposed by Clerk of Course for jumping under yellow flag ***

The results are provisional until the expiration of the time limit for protests and appeals.


 Chief Timekeeper - Scott Laing


 Race Director - Mark Hancock



www.computime.com.au
COMPUTIME RACE TIMING SYSTEMS PTY LTD





Round 1 Wonthaggi - Vic 22 & 23 March 2025



MAXXIS MX3 Moto 1

Date: 22/03/26
Event: R07
Weather: Partly Cloudy - Temp: 22.3C
Track: Rutted

Started at: 11:26:02
Laps: 20 Min + 1 Lap
Starters: 40
Posted at: 1:25 PM

AMENDED LAP CHART

Name	Grid	1	2	3	4	5	6	7	8	9	10	11	12	Name
H. DRAPER	99	99	99	99	99	99	99	99	99	99	99	99	99	H. DRAPER
C. ROWE	25	22	22	22	22	254	254	254	254	254	254	254	254	J. DEVESON
S. MORROW	24	254	254	254	254	22	22	22	275	275	275	275	275	R. BURGESS
J. DEVESON	254	275	275	24	275	275	275	275	295	295	295	295	295	S. THOMAS
D. KREMER	5	24	24	275	295	295	295	295	22	52	52	52	52	J. FULLER
J. ELLINGHAM	22	295	295	295	52	52	52	52	52	22	22	14	14	H. FISHER
J. FULLER	52	38	52	52	24	24	24	25	25	14	14	22	38	H. DOWNIE
R. BURGESS	275	52	38	38	38	25	25	14	14	38	38	38	22	J. ELLINGHAM
S. SHACKLETON	65	35	25	25	25	14	14	38	38	24	24	24	24	S. MORROW
L. ALLEN	35	47	47	14	14	38	38	24	24	47	47	47	47	K. HARVEY
H. FISHER	14	25	14	47	47	47	47	47	47	35	35	35	35	L. ALLEN
H. DOWNIE	38	145	145	145	5	5	5	5	35	5	74	74	74	R. MATTHEWS-TAYLOR
J. DUNNE	32	130	130	130	145	35	35	35	5	74	5	5	5	D. KREMER
C. FORD	75	14	28	5	130	145	130	23	74	23	23	23	23	C. EISEL
S. THOMAS	295	28	5	28	35	130	23	74	23	425	425	75	75	C. FORD
K. HARVEY	47	999	618	618	28	28	425	130	425	75	75	425	425	J. WALSH
J. WALSH	425	610	65	35	618	23	74	425	130	28	28	32	32	J. DUNNE
L. FARR	618	618	35	23	23	65	28	28	75	130	32	28	28	P. WOLFE
O. BIRKITT	610	5	23	65	425	618	145	65	28	65	130	350	130	N. PERRETT
R. McHUGH	355	23	425	425	65	425	65	75	65	350	65	130	65	S. SHACKLETON
R. MATTHEWS-TAYLOR	74	65	999	999	27	74	75	145	8	32	350	65	8	R. ROSSITER
R. ROSSITER	8	355	355	27	999	27	618	8	350	8	8	8	999	N. EBBECK
P. WOLFE	28	34	27	355	75	75	27	27	27	27	27	999	27	R. LAWLER
C. EISEL	23	27	8	75	74	999	8	350	145	999	999	27	618	L. FARR
J. KOLB	145	104	34	8	8	8	999	999	999	618	618	618	145	J. KOLB
M. HOUSE	34	32	74	74	350	350	350	618	618	145	145	145	350	D. GROMBALL
N. PERRETT	130	425	104	34	26	26	26	32	32	10	10	10	10	T. SCHULENBURG
T. SCHULENBURG	10	51	75	350	34	10	10	26	10	610	610	610	610	O. BIRKITT
D. GROMBALL	350	8	350	26	104	104	32	10	610	169	104	169	169	T. WILLIAMS
M. CINI	33	64	64	104	10	610	610	610	104	104	169	104	104	L. SCHIRMER
N. EBBECK	999	350	26	64	610	34	104	104	33	64	64	64	64	L. ROCHE
R. DELANY	46	74	10	10	169	32	169	169	169	51	51	51	51	N. JAMES
R. LAWLER	27	75	12	12	64	169	34	33	64	34	34	34	34	M. HOUSE
J. TAPLIN	12	26	610	610	33	33	33	34	34	355	355	355	355	J. McHUGH
J. McCLOSKEY	259	10	169	169	46	64	64	64	51	26	26	26	26	C. BOWMAN
C. BOWMAN	26	12	33	33	32	46	46	51	26	259	259	259	259	J. McCLOSKEY
L. ROCHE	64	169	259	259	259	259	259	355	355	33	33	33	33	M. CINI
T. WILLIAMS	169	259	46	46	355	355	51	259	259	46	46	46	46	R. DELANY
N. JAMES	51	33	51	32	51	51	355	46	46	12	12	12	12	J. TAPLIN
L. SCHIRMER	104	46	32	51	12	12	12	12	12	12	12	12	12	

*** AMENDMENT: Nos . 8 (Rafael ROSSITER (NSW)) & 145 (Jesse KOLB (VIC)) - 3 position penalties imposed post-race by Clerk of Course for jumping under yellow flag ***

*** Rider 28 (Peter WOLFE (NSW)) - 1 position penalty imposed by Clerk of Course for course cutting ***

*** Riders 130 (Nate PERRETT (QLD)) & 65 (Seth SHACKLETON (WA)) - 3 position penalties imposed by Clerk of Course for jumping under yellow flag ***

The results are provisional until the expiration of the time limit for protests and appeals.

Chief Timekeeper - Scott Laing

Race Director - Mark Hancock



www.computime.com.au
COMPUTIME RACE TIMING SYSTEMS PTY LTD





Round 1

Wonthaggi - Vic

22 & 23 March 2025



MAXXIS MX3

Moto 1

Date: 22/03/26
 Event: R07
 Weather: Partly Cloudy - Temp: 22.3C
 Track: Rutted

Started at: 11:26:02
 Laps: 20 Min + 1 Lap
 Starters: 40
 Posted at: 1:25 PM

AMENDED BEST SECTOR TIMES

Sector 1			Sector 2			Sector 3			Lap	
Pos	Name	Time	Name	Time	Name	Time	Name	Ideal	Fastest	
1	H. DRAPER	40.042	H. DRAPER	30.027	H. DRAPER	39.002	H. DRAPER	1:49.071	1:49.986	
2	R. BURGESS	40.258	J. DEVESON	30.419	J. ELLINGHAM	39.755	J. ELLINGHAM	1:50.662	1:51.459	
3	J. DEVESON	40.310	C. ROWE	30.475	S. MORROW	39.817	J. DEVESON	1:50.866	1:51.314	
4	S. MORROW	40.311	J. ELLINGHAM	30.564	J. FULLER	40.133	S. MORROW	1:50.941	1:51.109	
5	J. ELLINGHAM	40.343	S. MORROW	30.813	J. DEVESON	40.137	R. BURGESS	1:51.344	1:51.971	
6	J. FULLER	40.782	R. BURGESS	30.908	S. THOMAS	40.157	J. FULLER	1:51.952	1:52.857	
7	C. ROWE	40.889	H. FISHER	30.953	R. BURGESS	40.178	C. ROWE	1:51.980	1:52.227	
8	S. THOMAS	40.917	S. THOMAS	30.956	H. FISHER	40.511	S. THOMAS	1:52.030	1:52.447	
9	H. FISHER	40.962	J. FULLER	31.037	C. ROWE	40.616	H. FISHER	1:52.426	1:52.897	
10	J. DUNNE	41.579	H. DOWNIE	31.055	H. DOWNIE	40.664	H. DOWNIE	1:53.303	1:53.303	
11	H. DOWNIE	41.584	L. ALLEN	31.281	J. DUNNE	40.889	J. DUNNE	1:54.343	1:54.857	
12	D. KREMER	41.973	R. MATTHEWS-TAYLO	31.302	D. KREMER	41.157	D. KREMER	1:54.732	1:55.538	
13	K. HARVEY	41.995	J. WALSH	31.463	K. HARVEY	41.239	K. HARVEY	1:55.233	1:55.390	
14	L. ALLEN	42.278	C. FORD	31.545	R. MATTHEWS-TAYLO	41.548	L. ALLEN	1:55.382	1:56.562	
15	R. ROSSITER	42.372	D. KREMER	31.602	C. EISEL	41.550	R. MATTHEWS-T	1:55.890	1:56.855	
16	P. WOLFE	42.516	J. DUNNE	31.875	S. SHACKLETON	41.703	C. FORD	1:55.932	1:56.863	
17	J. WALSH	42.539	R. LAWLER	31.951	C. FORD	41.746	J. WALSH	1:56.152	1:57.350	
18	C. FORD	42.641	K. HARVEY	31.999	L. ALLEN	41.823	C. EISEL	1:56.979	1:57.385	
19	N. PERRETT	42.884	R. ROSSITER	32.149	J. KOLB	41.870	J. KOLB	1:57.166	1:57.568	
20	D. GROMBALL	42.962	P. WOLFE	32.152	L. FARR	41.946	R. ROSSITER	1:57.214	1:58.691	
21	T. SCHULENBURG	42.962	J. KOLB	32.205	J. WALSH	42.150	P. WOLFE	1:57.413	1:58.010	
22	L. FARR	42.990	D. GROMBALL	32.241	C. BOWMAN	42.166	L. FARR	1:57.609	1:57.609	
23	R. MATTHEWS-TAYLO	43.040	C. EISEL	32.361	R. LAWLER	42.485	S. SHACKLETO	1:57.618	1:58.771	
24	J. TAPLIN	43.066	N. PERRETT	32.466	N. PERRETT	42.503	R. LAWLER	1:57.845	1:57.967	
25	C. EISEL	43.068	S. SHACKLETON	32.610	N. EBBECK	42.656	N. PERRETT	1:57.853	1:58.090	
26	J. KOLB	43.091	L. FARR	32.673	R. ROSSITER	42.693	D. GROMBALL	1:58.107	1:58.967	
27	N. EBBECK	43.200	O. BIRKITT	32.829	P. WOLFE	42.745	C. BOWMAN	1:58.753	1:59.128	
28	O. BIRKITT	43.224	J. McCLOSKEY	32.859	M. CINI	42.798	T. SCHULENBUR	1:58.857	1:59.979	
29	R. DELANY	43.256	T. SCHULENBURG	32.880	D. GROMBALL	42.904	N. EBBECK	1:58.957	1:59.631	
30	S. SHACKLETON	43.305	T. WILLIAMS	32.883	R. DELANY	43.009	R. DELANY	1:59.148	1:59.224	
31	R. LAWLER	43.409	R. DELANY	32.883	T. SCHULENBURG	43.015	O. BIRKITT	1:59.371	1:59.835	
32	C. BOWMAN	43.451	J. McHUGH	33.016	J. TAPLIN	43.186	J. TAPLIN	1:59.397	1:59.862	
33	T. WILLIAMS	43.493	M. HOUSE	33.030	N. JAMES	43.209	M. CINI	1:59.510	2:00.667	
34	M. HOUSE	43.510	N. EBBECK	33.101	T. WILLIAMS	43.244	T. WILLIAMS	1:59.620	2:00.655	
35	L. SCHIRMER	43.518	C. BOWMAN	33.136	L. SCHIRMER	43.248	L. SCHIRMER	2:00.262	2:01.691	
36	M. CINI	43.535	J. TAPLIN	33.145	J. McHUGH	43.291	J. McCLOSKEY	2:00.336	2:01.618	
37	J. McCLOSKEY	43.996	M. CINI	33.177	O. BIRKITT	43.318	M. HOUSE	2:00.510	2:00.842	
38	N. JAMES	44.212	L. SCHIRMER	33.496	J. McCLOSKEY	43.481	J. McHUGH	2:00.522	2:01.169	
39	J. McHUGH	44.215	N. JAMES	33.530	L. ROCHE	43.743	N. JAMES	2:00.951	2:01.917	
40	L. ROCHE	44.549	L. ROCHE	33.611	M. HOUSE	43.970	L. ROCHE	2:01.903	2:02.448	

*** AMENDMENT: Nos . 8 (Rafael ROSSITER (NSW)) & 145 (Jesse KOLB (VIC)) - 3 position penalties imposed post-race by Clerk of Course for jumping under yellow flag ***

*** Rider 28 (Peter WOLFE (NSW)) - 1 position penalty imposed by Clerk of Course for course cutting ***

*** Riders 130 (Nate PERRETT (QLD)) & 65 (Seth SHACKLETON (WA)) - 3 position penalties imposed by Clerk of Course for jumping under yellow flag ***

The results are provisional until the expiration of the time limit for protests and appeals.

Chief Timekeeper - Scott Laing

Race Director - Mark Hancock



www.computime.com.au
 COMPUTIME RACE TIMING SYSTEMS PTY LTD





Round 1
Wonthaggi - Vic
22 & 23 March 2025



MAXXIS

MAXXIS MX3
AMENDED PROGRESSIVE ROUND POINTS

MAXXIS MX3

Pos	No	Name	Machine	Rnd 1 Moto 1	Total
1	96	Hayden DRAPER	Yamaha	25	25
2	254	Jack DEVESON	Yamaha	22	22
3	275	Riley BURGESS	TBA	20	20
4	295	Seth THOMAS	GasGas	18	18
5	52	Jackson FULLER	KTM	16	16
6	14	Heath FISHER	Honda	15	15
7	38	Hayden DOWNIE	Yamaha	14	14
8	22	Jack ELLINGHAM	Honda	13	13
9	24	Seth MORROW	Honda	12	12
10	47	Kyle HARVEY	KTM	11	11
11	35	Lachlan ALLEN	Yamaha	10	10
12	74	Ryder MATTHEWS-TAYLOR	Husqvarna	9	9
13	5	Drew KREMER	GasGas	8	8
14	23	Corey EISEL	Honda	7	7
15	75	Cooper FORD	KTM	6	6
16	425	Jackson WALSH	Husqvarna	5	5
17	32	Jobe DUNNE	Yamaha	4	4
18	999	Nate EBBECK	KTM	3	3
19	28	Peter WOLFE	Husqvarna	2	2
20	27	Ritchie LAWLER	KTM	1	1


Chief Timekeeper - Scott Laing


Race Director - Mark Hancock



www.computime.com.au
COMPUTIME RACE TIMING SYSTEMS PTY LTD





Round 1
Wonthaggi - Vic
22 & 23 March 2025



MAXXIS

MAXXIS MX3
AMENDED PROGRESSIVE CHAMPIONSHIP POINTS

MAXXIS MX3

Pos	No	Name	Machine	Rnd 1 Moto 1	Total
1	96	Hayden DRAPER	Yamaha	25	25
2	254	Jack DEVESON	Yamaha	22	22
3	275	Riley BURGESS	TBA	20	20
4	295	Seth THOMAS	GasGas	18	18
5	52	Jackson FULLER	KTM	16	16
6	14	Heath FISHER	Honda	15	15
7	38	Hayden DOWNIE	Yamaha	14	14
8	22	Jack ELLINGHAM	Honda	13	13
9	24	Seth MORROW	Honda	12	12
10	47	Kyle HARVEY	KTM	11	11
11	35	Lachlan ALLEN	Yamaha	10	10
12	74	Ryder MATTHEWS-TAYLOR	Husqvarna	9	9
13	5	Drew KREMER	GasGas	8	8
14	23	Corey EISEL	Honda	7	7
15	75	Cooper FORD	KTM	6	6
16	425	Jackson WALSH	Husqvarna	5	5
17	32	Jobe DUNNE	Yamaha	4	4
18	999	Nate EBBECK	KTM	3	3
19	28	Peter WOLFE	Husqvarna	2	2
20	27	Ritchie LAWLER	KTM	1	1


Chief Timekeeper - Scott Laing


Race Director - Mark Hancock



www.computime.com.au
COMPUTIME RACE TIMING SYSTEMS PTY LTD





Round 1
Wonthaggi - Vic
22 & 23 March 2025



MAXXIS MX3
Moto 1

Date: 22/03/26
 Event: R07
 Weather: Partly Cloudy - Temp: 22.3C
 Track: Rutted

Started at: 11:26:02
 Laps: 20 Min + 1 Lap
 Starters: 40
 Posted at: 1:25 PM

AMENDED RACE INFORMATION

Time	Description
11:21:45	SIGHTING LAP STARTED
11:26:02	Event Start
11:26:33	Rider 14 (Heath FISHER) HOLE SHOT
11:32:33	Rider 65 (Seth SHACKLETON), 130 (Nate PERRETT) 3 POSITION PENALTY - JUMPING UNDER YELLOW
11:40:57	Rider 28 (Peter WOLFE) 1 POSITION PENALTY - COURSE CUTTING
11:48:25	Chequered Flag
11:51:31	Event Finish


*** AMENDMENT: Nos . 8 (Rafael ROSSITER (NSW)) & 145 (Jesse KOLB (VIC)) - 3 position penalties imposed post-race by Clerk of Course for jumping under yellow flag ***

*** Rider 28 (Peter WOLFE (NSW)) - 1 position penalty imposed by Clerk of Course for course cutting ***

*** Riders 130 (Nate PERRETT (QLD)) & 65 (Seth SHACKLETON (WA)) - 3 position penalties imposed by Clerk of Course for jumping under yellow flag ***

The results are provisional until the expiration of the time limit for protests and appeals.


 Chief Timekeeper - Scott Laing


 Race Director - Mark Hancock



www.computime.com.au
COMPUTIME RACE TIMING SYSTEMS PTY LTD

