



Round 2 Canberra - ACT 18 & 19 April 2026



PIRELLI MX2 Practice/Qualifying

Date: 19/04/26
Event: Q01
Weather: Sunny - Temp: 1.4C
Track: Good


Started at: 07:45:00
Laps: 20 Min
Starters: 35
Posted at: 8:10 AM

PROVISIONAL CLASSIFICATION

Pos	No	Name	Machine	Fastest Lap	On Lap	Behind Leader	Behind Prev
1	6	Byron DENNIS (NSW) / KTM Australia	KTM SXF 250	1:39.020	6 of 9		
2	20	Kayd KINGSFORD (NSW) / Honda Racing Australia	Honda CRF 250	1:39.219	8 of 10	.199	.199
3	53	Dylan WALSH (VIC) / KTM Australia	KTM SXF 250	1:39.243	9 of 10	.223	.024
4	86	Reid TAYLOR (NSW) / Raceline Husqvarna	Husqvarna FC 250	1:39.469	5 of 10	.449	.226
5	29	Noah FERGUSON (QLD) / Monster Energy Yamalube Yamaha	Yamaha YZF 250	1:40.515	6 of 11	1.495	1.046
6	21	Ryder KINGSFORD (NSW) / Honda Racing Australia	Honda CRF 250	1:40.541	8 of 11	1.521	.026
7	18	Seth BURCHELL (NSW) / Monster Energy WBR Yamaha	Yamaha YZF 250	1:40.737	6 of 10	1.717	.196
8	386	Haruki YOKOYAMA (VIC) / Kawasaki Aust. / Dunlop / Showa / On Point Suspension / Arai Helmets	Kawasaki KX 250	1:42.307	7 of 11	3.287	1.570
9	5	Alex LARWOOD (SA) / Honda Racing Australia	Honda CRF 250	1:43.014	6 of 11	3.994	.707
10	284	John BOVA (NSW)	KTM SXF 250	1:43.327	5 of 10	4.307	.313
11	62	Ryan ALEXANDERSON (QLD) / JPM 360 Kawasaki	Kawasaki KX 250	1:43.894	6 of 10	4.874	.567
12	7	Jayce COSFORD (QLD) / JPM 360 Kawasaki	Kawasaki KX 250	1:43.922	6 of 11	4.902	.028
13	42	Jet ALSOP (QLD) / Pro Honda Racing / Thor / Michelin / Akrapovic / 6D Helmets / VP Race Fuels	Honda CRF 250	1:43.950	7 of 10	4.930	.028
14	47	Baylin TOWNSEND (VIC) / Beatons Pro Formula / Mental4moto / TomFit / 3D Glass and Aluminium	KTM SXF 250	1:44.053	6 of 11	5.033	.103
15	22	Rhys BUDD (QLD) / Motocoach Elite Racing	Honda CRF 250	1:44.164	10 of 11	5.144	.111
16	318	Madoc DIXON (VIC) / Kawasaki Motors Aust.	Kawasaki KX 250	1:44.525	7 of 11	5.505	.361
17	94	Koby HANTIS (NSW) / Yamaha Aust. / MXRP / 321 M-sports / VP Racing Fuels	Yamaha YZF 250	1:44.565	9 of 10	5.545	.040
18	215	Souya NAKAJIMA (QLD) / Monster Energy Yamalube Yamaha	Yamaha YZF 250	1:45.167	10 of 11	6.147	.602
19	13	Deacon PAICE (WA) / Mandurah City KTM	KTM SXF 250	1:46.978	7 of 10	7.958	1.811
20	211	Kayden STRODE (VIC) / Thor MX / Gas Imports / Michelin / RM Auto Haus Group / Elite Dirt Worx	Honda CRF 250	1:48.002	6 of 8	8.982	1.024
21	40	Casey WILMINGTON (QLD) / BSMX / MPE / Baericke Moto / Terraquip / Fox Racing	Husqvarna FC 250	1:48.452	9 of 10	9.432	.450
22	46	Thomas O'NEILL (QLD) / Jab Suspension Bullet Bikes	Yamaha YZF 250	1:50.189	6 of 10	11.169	1.737
23	68	Deegan ROSE (QLD) / JPM 360 Kawasaki	Kawasaki KX 250	1:51.124	9 of 10	12.104	.935
24	394	Rory CLEMENTS (NSW) / Platinum Excavations / Fuelfix / Tanks2Go / HPN Moto / Alpinestars	KTM SXF 250	1:52.228	7 of 9	13.208	1.104
25	113	Oskar KIMBER (VIC) / Advanced Cranes / Tommy Campers / Mental4Moto / FuSports / 3D Glass	KTM SXF 250	1:52.803	8 of 10	13.783	.575
26	310	Brock HUTCHINS (TAS) / Maintenance Systems / build tech supplies / Belbin Excavation	Kawasaki KX 250	1:53.066	6 of 10	14.046	.263
27	111	Judd CHISLETT (VIC) / Bulk Nutrients Echuca Yamaha	Yamaha YZF 250	1:53.506	6 of 10	14.486	.440
28	532	Ryan CLARK (NSW) / RSM M-cycles / Maxxis MotoAus / Team Green / Maxima	Kawasaki KX 250	1:53.648	7 of 10	14.628	.142
29	134	Cayden GRAY (NSW) / JMG	Honda CRF 250	1:56.091	7 of 9	17.071	2.443
30	74	Joel BIRD (NSW) / Holeshot Graphics / Western M-c / Honda / Thor / Michelin / JMC Qty Constr.	Honda CRF 250	1:56.603	6 of 10	17.583	.512
31	411	Callum BIRD (NSW) / Holeshot Graphics / Western Motorcycles / Honda / Thor / Michelin	Honda CRF 250	1:56.725	6 of 10	17.705	.122
32	514	Xander PAYNTER (NSW) / Andison Transport / Matto's Custom Resto / E.G.A.P Security Services	Yamaha YZF 250	2:00.103	6 of 8	21.083	3.378
33	415	Samuel ARMSTRONG (VIC) / Whitehouse M-c / OnPoint Susp. / Alpinestars / Monza Imports / Prime Design	Yamaha YZF 250	2:00.608	8 of 9	21.588	.505
34	486	Felicity SHRIMPTON (QLD) / Team XLR	Yamaha YZF 250	2:10.191	8 of 9	31.171	9.583
35	225	Hadley GAINFORT (NSW) / Motocoach Elite Racing / Honda Aust. / Boyds M-cycle Surgery / Motocoach	Honda CRF 250	2:11.815	6 of 9	32.795	1.624

*** ALL RIDERS QUALIFY ***

The results are provisional until the end of the time limit for protests and appeals.


Chief Timekeeper - Scott Laing


Race Director - Mark Hancock



www.computime.com.au
COMPUTIME RACE TIMING SYSTEMS PTY LTD





Round 2 Canberra - ACT 18 & 19 April 2026



PIRELLI MX2 Practice/Qualifying

Date: 19/04/26
Event: Q01
Weather: Sunny - Temp: 1.4C
Track: Good

Started at: 07:45:00
Laps: 20 Min
Starters: 35
Posted at: 8:10 AM

PROVISIONAL LAP TIMES

No	Name	Lap 1	Lap 2	Lap 3	Lap 4	Lap 5	Lap 6	Lap 7	Lap 8	Lap 9	Lap 10	Lap 11
5	Alex LARWOOD (SA)	3:03.913	2:07.394	1:50.086	1:45.046	1:52.851	1:43.014	1:43.086	2:11.922	1:45.692	1:45.258	2:12.555
6	Byron DENNIS (NSW)	2:57.327	2:11.910	1:49.291	1:52.144	2:16.848	1:39.020	2:00.947	5:18.746	1:40.284		
7	Jayne COSFORD (QLD)	3:00.696	2:18.095	1:56.942	1:53.613	2:06.119	1:43.922	2:02.774	1:55.974	1:45.100	1:53.363	1:44.969
13	Deacon PAICE (WA)	2:39.656	2:02.063	1:53.676	1:49.507	2:20.059	1:56.583	1:46.978	2:15.190	1:48.063	2:20.329	
18	Seth BURCHELL (NSW)	3:11.480	2:23.781	1:59.166	1:58.230	2:40.453	1:40.737	2:27.758	2:06.261	1:41.691	2:53.228	
20	Kayd KINGSFORD (NSW)	3:06.778	2:10.585	2:00.998	1:54.868	2:00.347	1:40.286	2:21.011	1:39.219	2:14.256	2:20.887	
21	Ryder KINGSFORD (NSW)	3:17.069	2:15.338	1:53.167	1:46.158	1:58.532	1:40.733	1:52.185	1:40.541	2:08.678	2:01.006	1:43.578
22	Rhys BUDD (QLD)	2:32.363	1:49.648	1:45.081	1:54.465	1:58.917	1:49.741	2:28.811	2:05.625	1:44.790	1:44.164	2:17.196
29	Noah FERGUSON (QLD)	2:30.191	1:49.888	1:59.528	2:02.818	2:26.423	1:40.515	2:16.596	1:56.493	1:54.578	1:41.793	1:44.723
40	Casey WILMINGTON (QLD)	3:24.063	2:12.318	1:59.655	1:58.887	2:05.406	1:48.974	2:10.465	2:40.393	1:48.452	2:21.136	
42	Jet ALSOP (QLD)	2:31.226	1:53.846	1:45.498	1:45.397	4:11.618	1:44.257	1:43.950	1:47.517	1:46.574	1:59.790	
46	Thomas O'NEILL (QLD)	2:48.292	2:12.432	1:56.101	1:52.448	2:06.636	1:50.189	2:11.158	1:52.103	1:53.482	2:13.004	
47	Baylin TOWNSEND (VIC)	2:54.911	2:14.581	1:50.756	1:56.090	1:56.824	1:44.053	2:11.731	1:46.339	1:46.716	2:04.796	1:46.081
53	Dylan WALSH (VIC)	3:33.998	2:13.683	2:03.509	1:56.461	2:00.958	1:39.486	1:40.730	2:10.708	1:39.243	2:05.021	
62	Ryan ALEXANDERSON (QLD)	3:19.088	3:45.780	1:47.303	1:49.203	1:44.621	1:43.894	1:53.736	1:44.798	1:46.171	1:45.335	
68	Deegan ROSE (QLD)	3:03.218	2:19.049	2:00.390	1:54.096	2:01.479	1:57.394	2:13.534	1:54.780	1:51.124	2:04.452	
74	Joel BIRD (NSW)	2:46.433	2:11.949	2:04.606	2:01.542	1:57.268	1:56.603	2:33.820	2:06.530	2:00.209	1:57.445	
86	Reid TAYLOR (NSW)	2:34.111	1:57.262	1:41.520	5:23.644	1:39.469	2:02.721	1:40.944	2:04.546	1:42.073	2:12.475	
94	Koby HANTIS (NSW)	2:36.404	2:02.719	1:53.546	1:57.650	3:08.140	2:36.632	1:45.855	2:06.554	1:44.565	1:44.917	
111	Judd CHISLETT (VIC)	2:41.388	2:03.558	1:53.362	1:58.474	2:22.343	1:53.506	2:51.569	1:53.579	1:54.241	1:59.562	
113	Oskar KIMBER (VIC)	2:46.483	2:04.190	1:48.804	1:54.168	3:18.224	2:07.282	2:08.688	1:52.803	1:55.418	2:17.513	
134	Cayden GRAY (NSW)	2:51.497	2:15.717	2:09.021	2:07.709	3:08.154	2:20.085	1:56.091	2:18.361	2:17.625		
211	Kayden STRODE (VIC)	2:49.827	2:12.252	2:01.053	1:55.190	1:56.316	1:48.002	2:21.427	2:00.701			
215	Souya NAKAJIMA (QLD)	2:34.587	1:58.827	1:44.165	1:48.450	1:56.665	1:55.941	1:45.928	1:45.828	2:00.432	1:45.167	1:58.721
225	Hadley GAINFORT (NSW)	2:38.025	2:47.645	2:58.789	2:12.680	2:33.725	2:11.815	2:12.275	2:28.806	2:15.503		
284	John BOVA (NSW)	2:44.374	2:10.523	4:24.149	2:02.900	1:43.327	1:46.518	2:10.944	1:45.763	1:57.343	1:46.098	
310	Brock HUTCHINS (TAS)	2:45.340	2:07.289	1:53.783	1:53.845	3:20.177	1:53.066	2:10.461	2:32.809	2:02.052	2:08.871	
318	Madoc DIXON (VIC)	3:04.295	2:15.623	1:52.598	1:53.354	1:51.957	1:58.633	1:44.525	1:46.384	2:03.300	1:45.418	2:21.383
386	Haruki YOKOYAMA (VIC)	2:58.673	2:15.499	1:53.256	1:52.706	1:49.809	1:49.131	1:42.307	1:42.811	2:07.504	1:50.733	1:56.015
394	Rory CLEMENTS (NSW)	3:13.037	2:15.046	2:16.042	1:52.485	2:16.934	2:10.576	1:52.228	2:21.075	2:31.864		
411	Callum BIRD (NSW)	2:42.892	2:09.455	1:56.730	2:13.317	2:15.147	1:56.725	2:11.016	2:00.061	1:58.866	2:19.628	
415	Samuel ARMSTRONG (VIC)	3:06.295	2:24.489	2:26.082	2:08.172	2:09.145	3:15.383	2:06.300	2:00.608	2:20.205		
486	Felicity SHRIMPTON (QLD)	2:52.626	2:22.513	2:08.057	2:07.642	2:11.066	2:52.890	2:10.515	2:10.191	2:10.771		
514	Xander PAYNTER (NSW)	3:01.382	2:28.112	2:15.201	3:42.841	2:21.720	2:00.103	3:11.851	4:05.870			
532	Ryan CLARK (NSW)	2:59.069	2:26.540	2:02.510	1:55.169	2:02.594	2:06.738	1:53.648	2:17.687	2:08.940	3:17.076	

*** ALL RIDERS QUALIFY ***

The results are provisional until the end of the time limit for protests and appeals.

Scott Laing
Chief Timekeeper - Scott Laing

Mark Hancock
Race Director - Mark Hancock



www.computime.com.au
COMPUTIME RACE TIMING SYSTEMS PTY LTD





Round 2 Canberra - ACT 18 & 19 April 2026



PIRELLI MX2 Practice/Qualifying

Date: 19/04/26
Event: Q01
Weather: Sunny - Temp: 1.4C
Track: Good

Started at: 07:45:00
Laps: 20 Min
Starters: 35
Posted at: 8:10 AM

PROVISIONAL SECTOR TIMES

Lap	Sector 1	Sector 2	Sector 3	Lap Time	Lap	Sector 1	Sector 2	Sector 3	Lap Time
5 Alex LARWOOD (SA) (9th)					7	42.927	35.524	56.739	2:15.190
1	42.572	39.485	45.337	2:07.394	8	35.192	28.632	44.239	1:48.063
2	38.170	30.473	41.443	1:50.086	9	49.744	35.490	55.095	2:20.329
3	35.083	28.514	41.449	1:45.046	18 Seth BURCHELL (NSW) (7th)				
4	36.180	30.119	46.552	1:52.851	1	50.519	39.260	54.002	2:23.781
5	32.622	27.959	42.433	1:43.014	2	40.898	31.032	47.236	1:59.166
6	34.386	27.458	41.242	1:43.086	3	38.262	29.329	50.639	1:58.230
7	42.765	37.259	51.898	2:11.922	4	36.319	29.957	1:34.177	2:40.453
8	35.382	27.737	42.573	1:45.692	5	32.804	26.252	41.681	1:40.737
9	34.534	27.948	42.776	1:45.258	6	43.707	30.232	1:13.819	2:27.758
10	48.335	36.788	47.432	2:12.555	7	43.124	31.006	52.131	2:06.261
6 Byron DENNIS (NSW) (1st)					8	33.129	26.882	41.680	1:41.691
1	44.236	42.422	45.252	2:11.910	9	45.665	32.251	1:35.312	2:53.228
2	35.127	28.728	45.436	1:49.291	20 Kayd KINGSFORD (NSW) (2nd)				
3	39.882	28.828	43.434	1:52.144	1	41.088	40.868	48.629	2:10.585
4	34.606	30.393	1:11.849	2:16.848	2	42.654	30.066	48.278	2:00.998
5	31.824	26.393	40.803	1:39.020	3	36.653	31.601	46.614	1:54.868
6	40.379	30.399	50.169	2:00.947	4	37.416	32.647	50.284	2:00.347
7	43.861	30.102	4:04.783	5:18.746	5	32.351	26.925	41.010	1:40.286
8	33.591	25.974	40.719	1:40.284	6	49.046	33.142	58.823	2:21.011
7 Jayce COSFORD (QLD) (12th)					7	32.194	26.435	40.590	1:39.219
1	47.806	41.144	49.145	2:18.095	8	45.180	30.980	58.096	2:14.256
2	36.925	32.539	47.478	1:56.942	9	40.341	39.301	1:01.245	2:20.887
3	36.889	29.574	47.150	1:53.613	21 Ryder KINGSFORD (NSW) (6th)				
4	43.127	32.877	50.115	2:06.119	1	46.668	40.557	48.113	2:15.338
5	33.458	27.357	43.107	1:43.922	2	39.435	29.673	44.059	1:53.167
6	39.236	33.599	49.939	2:02.774	3	34.695	28.822	42.641	1:46.158
7	34.580	28.922	52.472	1:55.974	4	35.092	28.813	54.627	1:58.532
8	34.559	27.514	43.027	1:45.100	5	32.502	26.761	41.470	1:40.733
9	34.849	33.093	45.421	1:53.363	6	33.896	29.292	48.997	1:52.185
10	33.804	27.972	43.193	1:44.969	7	33.145	26.747	40.649	1:40.541
13 Deacon PAICE (WA) (19th)					8	43.532	33.580	51.566	2:08.678
1	38.989	36.064	47.010	2:02.063	9	43.031	30.991	46.984	2:01.006
2	37.122	30.451	46.103	1:53.676	10	32.783	26.781	44.014	1:43.578
3	35.170	29.427	44.910	1:49.507	22 Rhys BUDD (QLD) (15th)				
4	38.102	34.268	1:07.689	2:20.059	1	36.269	30.903	42.476	1:49.648
5	38.306	28.908	49.369	1:56.583	2	33.368	28.179	43.534	1:45.081
6	34.502	28.516	43.960	1:46.978					

Scott Laing

Chief Timekeeper - Scott Laing

Mark Hancock

Race Director - Mark Hancock



www.computime.com.au
COMPUTIME RACE TIMING SYSTEMS PTY LTD





Round 2 Canberra - ACT 18 & 19 April 2026



PIRELLI MX2 Practice/Qualifying

Date: 19/04/26
Event: Q01
Weather: Sunny - Temp: 1.4C
Track: Good

Started at: 07:45:00
Laps: 20 Min
Starters: 35
Posted at: 8:10 AM

PROVISIONAL SECTOR TIMES

Lap	Sector 1	Sector 2	Sector 3	Lap Time	Lap	Sector 1	Sector 2	Sector 3	Lap Time	
3	34.516	29.043	50.906	1:54.465	9	40.018	32.278	47.494	1:59.790	
4	37.857	29.413	51.647	1:58.917						
5	34.235	29.798	45.708	1:49.741						
6	32.474	26.510	1:29.827	2:28.811	46 Thomas O'NEILL (QLD) (22th)	1	45.207	37.860	49.365	2:12.432
7	43.001	31.862	50.762	2:05.625	2	37.342	31.924	46.835	1:56.101	
8	34.336	27.386	43.068	1:44.790	3	35.841	30.315	46.292	1:52.448	
9	33.863	27.515	42.786	1:44.164	4	40.084	32.230	54.322	2:06.636	
10	50.695	31.360	55.141	2:17.196	5	36.123	29.172	44.894	1:50.189	
					6	46.229	33.066	51.863	2:11.158	
29 Noah FERGUSON (QLD) (5th)					7	35.709	29.417	46.977	1:52.103	
1	35.669	32.135	42.084	1:49.888	8	37.902	29.358	46.222	1:53.482	
2	33.761	28.415	57.352	1:59.528	9	43.254	35.419	54.331	2:13.004	
3	41.573	35.089	46.156	2:02.818						
4	37.910	34.881	1:13.632	2:26.423	47 Baylin TOWNSEND (VIC) (14th)	1	44.496	39.568	50.517	2:14.581
5	32.143	27.200	41.172	1:40.515	2	36.825	30.026	43.905	1:50.756	
6	32.639	27.174	1:16.783	2:16.596	3	41.123	30.087	44.880	1:56.090	
7	33.889	27.995	54.609	1:56.493	4	34.049	28.181	54.594	1:56.824	
8	38.004	31.021	45.553	1:54.578	5	33.851	27.593	42.609	1:44.053	
9	33.834	26.758	41.201	1:41.793	6	43.992	34.585	53.154	2:11.731	
10	33.545	27.972	43.206	1:44.723	7	35.174	27.916	43.249	1:46.339	
					8	35.715	28.107	42.894	1:46.716	
40 Casey WILMINGTON (QLD) (21th)					9	43.874	33.607	47.315	2:04.796	
1	42.732	40.335	49.251	2:12.318	10	34.995	27.887	43.199	1:46.081	
2	41.528	32.039	46.088	1:59.655						
3	39.388	29.680	49.819	1:58.887	53 Dylan WALSH (VIC) (3rd)	1	44.514	38.739	50.430	2:13.683
4	36.448	29.980	58.978	2:05.406	2	38.457	31.780	53.272	2:03.509	
5	35.372	28.546	45.056	1:48.974	3	36.606	30.348	49.507	1:56.461	
6	46.903	33.251	50.311	2:10.465	4	36.709	30.990	53.259	2:00.958	
7	34.911	31.641	1:33.841	2:40.393	5	32.134	26.346	41.006	1:39.486	
8	34.634	28.512	45.306	1:48.452	6	32.590	27.013	41.127	1:40.730	
9	50.470	35.789	54.877	2:21.136	7	50.078	31.619	49.011	2:10.708	
					8	32.622	26.369	40.252	1:39.243	
42 Jet ALSOP (QLD) (13th)					9	43.773	31.635	49.613	2:05.021	
1	36.605	32.392	44.849	1:53.846						
2	33.115	28.493	43.890	1:45.498	62 Ryan ALEXANDERSON (QLD) (11th)	1	38.380	34.040	2:33.360	3:45.780
3	33.903	27.907	43.587	1:45.397	2	35.737	28.853	42.713	1:47.303	
4	34.526	32.469	3:04.623	4:11.618	3	35.036	29.296	44.871	1:49.203	
5	32.989	27.912	43.356	1:44.257	4	33.280	27.870	43.471	1:44.621	
6	33.196	27.868	42.886	1:43.950						
7	34.310	29.500	43.707	1:47.517						
8	34.817	28.113	43.644	1:46.574						

Scott Laing

Chief Timekeeper - Scott Laing

Mark Hancock

Race Director - Mark Hancock



www.computime.com.au
COMPUTIME RACE TIMING SYSTEMS PTY LTD





Round 2 Canberra - ACT 18 & 19 April 2026



PIRELLI MX2 Practice/Qualifying

Date: 19/04/26
Event: Q01
Weather: Sunny - Temp: 1.4C
Track: Good

Started at: 07:45:00
Laps: 20 Min
Starters: 35
Posted at: 8:10 AM

PROVISIONAL SECTOR TIMES

Lap	Sector 1	Sector 2	Sector 3	Lap Time	Lap	Sector 1	Sector 2	Sector 3	Lap Time
5	34.148	28.183	41.563	1:43.894	2	37.011	30.980	45.555	1:53.546
6	36.370	32.791	44.575	1:53.736	3	39.522	29.586	48.542	1:57.650
7	34.370	27.284	43.144	1:44.798	4	37.898	35.785	1:54.457	3:08.140
8	34.621	27.841	43.709	1:46.171	5	33.188	27.859	1:35.585	2:36.632
9	34.568	27.551	43.216	1:45.335	6	34.077	27.660	44.118	1:45.855
					7	41.806	33.509	51.239	2:06.554
					8	34.077	27.811	42.677	1:44.565
					9	34.532	27.903	42.482	1:44.917
68 Deegan ROSE (QLD) (23th)					111 Judd CHISLETT (VIC) (27th)				
1	46.715	40.945	51.389	2:19.049	1	41.626	34.715	47.217	2:03.558
2	41.121	32.411	46.858	2:00.390	2	36.407	31.185	45.770	1:53.362
3	36.199	32.087	45.810	1:54.096	3	36.559	36.229	45.686	1:58.474
4	38.568	31.353	51.558	2:01.479	4	36.986	31.324	1:14.033	2:22.343
5	39.365	32.131	45.898	1:57.394	5	37.045	30.333	46.128	1:53.506
6	49.724	32.631	51.179	2:13.534	6	48.591	35.840	1:27.138	2:51.569
7	37.947	29.928	46.905	1:54.780	7	37.356	29.589	46.634	1:53.579
8	36.889	28.308	45.927	1:51.124	8	38.471	29.810	45.960	1:54.241
9	37.513	35.531	51.408	2:04.452	9	41.009	31.089	47.464	1:59.562
74 Joel BIRD (NSW) (30th)					113 Oskar KIMBER (VIC) (25th)				
1	45.492	37.329	49.128	2:11.949	1	42.974	35.292	45.924	2:04.190
2	40.421	33.408	50.777	2:04.606	2	35.717	29.431	43.656	1:48.804
3	40.586	30.845	50.111	2:01.542	3	36.198	30.476	47.494	1:54.168
4	39.563	30.321	47.384	1:57.268	4	37.402	34.876	2:05.946	3:18.224
5	36.745	30.460	49.398	1:56.603	5	41.029	33.102	53.151	2:07.282
6	38.053	32.182	1:23.585	2:33.820	6	43.505	33.362	51.821	2:08.688
7	40.614	34.981	50.935	2:06.530	7	38.015	28.845	45.943	1:52.803
8	41.338	31.882	46.989	2:00.209	8	37.196	29.502	48.720	1:55.418
9	39.780	31.408	46.257	1:57.445	9	50.091	32.517	54.905	2:17.513
86 Reid TAYLOR (NSW) (4th)					134 Cayden GRAY (NSW) (29th)				
1	37.662	34.211	45.389	1:57.262	1	45.500	40.066	50.151	2:15.717
2	32.872	27.752	40.896	1:41.520	2	41.013	33.088	54.920	2:09.021
3	35.067	29.864	4:18.713	5:23.644	3	40.578	32.901	54.230	2:07.709
4	32.212	26.082	41.175	1:39.469	4	39.658	31.048	1:57.448	3:08.154
5	41.379	32.206	49.136	2:02.721	5	36.896	30.482	1:12.707	2:20.085
6	33.141	26.859	40.944	1:40.944	6	37.880	30.516	47.695	1:56.091
7	41.700	31.498	51.348	2:04.546	7	47.456	33.781	57.124	2:18.361
8	32.981	26.716	42.376	1:42.073	8	42.561	38.242	56.822	2:17.625
9	43.217	34.629	54.629	2:12.475					
94 Koby HANTIS (NSW) (17th)									
1	39.673	35.906	47.140	2:02.719					

Scott Laing
Chief Timekeeper - Scott Laing

Mark Hancock
Race Director - Mark Hancock





PIRELLI MX2 Practice/Qualifying

Date: 19/04/26
Event: Q01
Weather: Sunny - Temp: 1.4C
Track: Good

Started at: 07:45:00
Laps: 20 Min
Starters: 35
Posted at: 8:10 AM

PROVISIONAL SECTOR TIMES

Lap	Sector 1	Sector 2	Sector 3	Lap Time	Lap	Sector 1	Sector 2	Sector 3	Lap Time
211 Kayden STRODE (VIC) (20th)					310 Brock HUTCHINS (TAS) (26th)				
1	44.953	38.340	48.959	2:12.252	1	41.342	36.705	49.242	2:07.289
2	42.799	32.838	45.416	2:01.053	2	36.752	31.412	45.619	1:53.783
3	39.081	30.675	45.434	1:55.190	3	35.312	30.791	47.742	1:53.845
4	34.517	29.415	52.384	1:56.316	4	39.825	30.616	2:09.736	3:20.177
5	35.985	28.374	43.643	1:48.002	5	36.131	30.507	46.428	1:53.066
6	34.487	28.567	1:18.373	2:21.427	6	45.690	31.836	52.935	2:10.461
7	45.413	30.572	44.716	2:00.701	7	1:03.733	36.874	52.202	2:32.809
					8	40.329	31.954	49.769	2:02.052
					9	42.127	33.698	53.046	2:08.871
215 Souya NAKAJIMA (QLD) (18th)					318 Madoc DIXON (VIC) (16th)				
1	38.987	34.057	45.783	1:58.827	1	50.020	38.801	46.802	2:15.623
2	33.365	28.116	42.684	1:44.165	2	37.643	29.567	45.388	1:52.598
3	33.196	28.240	47.014	1:48.450	3	36.647	28.797	47.910	1:53.354
4	35.408	30.073	51.184	1:56.665	4	35.812	28.403	47.742	1:51.957
5	34.431	29.023	52.487	1:55.941	5	35.437	36.846	46.350	1:58.633
6	34.789	28.248	42.891	1:45.928	6	34.447	27.667	42.411	1:44.525
7	34.734	27.720	43.374	1:45.828	7	35.475	28.294	42.615	1:46.384
8	38.782	34.349	47.301	2:00.432	8	42.251	33.453	47.596	2:03.300
9	34.314	28.027	42.826	1:45.167	9	34.456	27.592	43.370	1:45.418
10	38.539	29.180	51.002	1:58.721	10	34.869	48.585	57.929	2:21.383
225 Hadley GAINFORT (NSW) (35th)					386 Haruki YOKOYAMA (VIC) (8th)				
1	42.895	38.063	1:26.687	2:47.645	1	45.868	42.526	47.105	2:15.499
2	48.261	35.554	1:34.974	2:58.789	2	37.076	31.117	45.063	1:53.256
3	42.218	33.470	56.992	2:12.680	3	37.614	30.146	44.946	1:52.706
4	1:00.255	38.247	55.223	2:33.725	4	35.671	28.682	45.456	1:49.809
5	42.552	33.314	55.949	2:11.815	5	38.966	27.827	42.338	1:49.131
6	43.683	34.643	53.949	2:12.275	6	34.069	27.222	41.016	1:42.307
7	51.839	36.423	1:00.544	2:28.806	7	33.859	27.194	41.758	1:42.811
8	44.643	36.472	54.388	2:15.503	8	42.647	33.572	51.285	2:07.504
284 John BOVA (NSW) (10th)					394 Rory CLEMENTS (NSW) (24th)				
1	44.648	37.338	48.537	2:10.523	1	45.841	38.343	50.862	2:15.046
2	37.068	33.237	3:13.844	4:24.149	2	36.770	30.748	1:08.524	2:16.042
3	37.606	33.842	51.452	2:02.900	3	36.611	30.555	45.319	1:52.485
4	33.805	26.996	42.526	1:43.327	4	43.109	39.841	53.984	2:16.934
5	34.620	27.564	44.334	1:46.518	5	44.192	35.835	50.549	2:10.576
6	49.673	33.847	47.424	2:10.944					
7	34.592	27.857	43.314	1:45.763					
8	39.533	31.140	46.670	1:57.343					
9	35.705	27.583	42.810	1:46.098					

Chief Timekeeper - Scott Laing

Race Director - Mark Hancock





Round 2 Canberra - ACT 18 & 19 April 2026



PIRELLI MX2 Practice/Qualifying

Date: 19/04/26
Event: Q01
Weather: Sunny - Temp: 1.4C
Track: Good


Started at: 07:45:00
Laps: 20 Min
Starters: 35
Posted at: 8:10 AM

PROVISIONAL SECTOR TIMES

Lap	Sector 1	Sector 2	Sector 3	Lap Time	Lap	Sector 1	Sector 2	Sector 3	Lap Time
6	36.835	<u>30.539</u>	<u>44.854</u>	<u>1:52.228</u>	3	<u>40.780</u>	34.401	52.461	2:07.642
7	48.479	37.071	55.525	2:21.075	4	41.629	<u>33.705</u>	55.732	2:11.066
8	54.579	39.776	57.509	2:31.864	5	1:24.740	34.481	53.669	2:52.890
411 Callum BIRD (NSW) (31th)					6	43.176	34.118	53.221	2:10.515
1	42.233	37.503	49.719	2:09.455	7	42.292	34.348	53.551	<u>2:10.191</u>
2	<u>35.924</u>	<u>30.530</u>	50.276	1:56.730	8	42.797	34.670	53.304	2:10.771
3	44.813	35.129	53.375	2:13.317	514 Xander PAYNTER (NSW) (32th)				
4	43.044	31.833	1:00.270	2:15.147	1	51.109	42.163	54.840	2:28.112
5	36.941	31.222	48.562	<u>1:56.725</u>	2	41.714	39.648	53.839	2:15.201
6	45.186	34.341	51.489	2:11.016	3	49.936	35.491	2:17.414	3:42.841
7	39.921	30.750	49.390	2:00.061	4	45.654	37.685	58.381	2:21.720
8	39.505	31.064	<u>48.297</u>	1:58.866	5	<u>39.971</u>	<u>31.693</u>	<u>48.439</u>	<u>2:00.103</u>
9	50.482	36.506	52.640	2:19.628	6	1:31.565	37.047	1:03.239	3:11.851
415 Samuel ARMSTRONG (VIC) (33th)					7	44.764	35.585	2:45.521	4:05.870
1	50.371	40.072	54.046	2:24.489	532 Ryan CLARK (NSW) (28th)				
2	<u>38.425</u>	34.428	1:13.229	2:26.082	1	47.640	46.546	52.354	2:26.540
3	40.974	35.543	51.655	2:08.172	2	40.596	32.928	48.986	2:02.510
4	38.715	35.507	54.923	2:09.145	3	<u>37.699</u>	31.950	<u>45.520</u>	1:55.169
5	49.946	33.983	1:51.454	3:15.383	4	37.879	31.687	53.028	2:02.594
6	42.246	35.400	<u>48.654</u>	2:06.300	5	38.433	33.396	54.909	2:06.738
7	38.820	<u>32.117</u>	49.671	<u>2:00.608</u>	6	37.702	<u>30.036</u>	45.910	<u>1:53.648</u>
8	52.600	33.354	54.251	2:20.205	7	49.915	33.979	53.793	2:17.687
486 Felicity SHRIMPSON (QLD) (34th)					8	44.115	32.335	52.490	2:08.940
1	46.646	42.320	53.547	2:22.513	9	40.071	33.270	2:03.735	3:17.076
2	41.776	34.879	<u>51.402</u>	2:08.057					

*** ALL RIDERS QUALIFY ***

The results are provisional until the end of the time limit for protests and appeals.


Chief Timekeeper - Scott Laing


Race Director - Mark Hancock



www.computime.com.au
COMPUTIME RACE TIMING SYSTEMS PTY LTD





**Round 2
Canberra - ACT
18 & 19 April 2026**



**PIRELLI MX2
Practice/Qualifying**

Date: 19/04/26
Event: Q01
Weather: Sunny - Temp: 1.4C
Track: Good

Started at: 07:45:00
Laps: 20 Min
Starters: 35
Posted at: 8:10 AM

PROVISIONAL FASTEST LAPS SEQUENCE

Race Time	No	Name	Machine	Fastest Lap	On Lap
4:20.079	29	Noah FERGUSON (QLD)	Yamaha YZF 250	1:49.888	2
4:22.011	22	Rhys BUDD (QLD)	Honda CRF 250	1:49.648	2
6:07.092	22	Rhys BUDD (QLD)	Honda CRF 250	1:45.081	3
6:12.893	86	Reid TAYLOR (NSW)	Husqvarna FC 250	1:41.520	3
12:29.363	29	Noah FERGUSON (QLD)	Yamaha YZF 250	1:40.515	6
12:46.540	6	Byron DENNIS (NSW)	KTM SXF 250	1:39.020	6

*** ALL RIDERS QUALIFY ***

The results are provisional until the end of the time limit for protests and appeals.

Scott Laing
Chief Timekeeper - Scott Laing

Mark Hancock
Race Director - Mark Hancock



www.computime.com.au
COMPUTIME RACE TIMING SYSTEMS PTY LTD





Round 2 Canberra - ACT 18 & 19 April 2026



PIRELLI MX2 Practice/Qualifying

Date: 19/04/26
Event: Q01
Weather: Sunny - Temp: 1.4C
Track: Good

Started at: 07:45:00
Laps: 20 Min
Starters: 35
Posted at: 8:10 AM

PROVISIONAL BEST SECTOR TIMES

Sector 1			Sector 2			Sector 3			Lap	
Pos	Name	Time	Name	Time	Name	Time	Name	Ideal	Fastest	
1	B. DENNIS	31.824	B. DENNIS	25.974	D. WALSH	40.252	B. DENNIS	1:38.517	1:39.020	
2	D. WALSH	32.134	R. TAYLOR	26.082	K. KINGSFORD	40.590	D. WALSH	1:38.732	1:39.243	
3	N. FERGUSON	32.143	S. BURCHELL	26.252	R. KINGSFORD	40.649	R. TAYLOR	1:39.190	1:39.469	
4	K. KINGSFORD	32.194	D. WALSH	26.346	B. DENNIS	40.719	K. KINGSFOR	1:39.219	1:39.219	
5	R. TAYLOR	32.212	K. KINGSFORD	26.435	R. TAYLOR	40.896	R. KINGSFOR	1:39.898	1:40.541	
6	R. BUDD	32.474	R. BUDD	26.510	H. YOKOYAMA	41.016	N. FERGUSO	1:40.073	1:40.515	
7	R. KINGSFORD	32.502	R. KINGSFORD	26.747	N. FERGUSON	41.172	S. BURCHELL	1:40.736	1:40.737	
8	A. LARWOOD	32.622	N. FERGUSON	26.758	A. LARWOOD	41.242	A. LARWOOD	1:41.322	1:43.014	
9	S. BURCHELL	32.804	J. BOVA	26.996	R. ALEXANDERSO	41.563	R. BUDD	1:41.770	1:44.164	
10	J. ALSOP	32.989	H. YOKOYAMA	27.194	S. BURCHELL	41.680	H. YOKOYAM	1:42.069	1:42.307	
11	K. HANTIS	33.188	R. ALEXANDERSO	27.284	M. DIXON	42.411	R. ALEXANDE	1:42.127	1:43.894	
12	S. NAKAJIMA	33.196	J. COSFORD	27.357	K. HANTIS	42.482	J. BOVA	1:43.327	1:43.327	
13	R. ALEXANDERSO	33.280	A. LARWOOD	27.458	J. BOVA	42.526	K. HANTIS	1:43.330	1:44.565	
14	J. COSFORD	33.458	M. DIXON	27.592	B. TOWNSEND	42.609	S. NAKAJIMA	1:43.600	1:45.167	
15	J. BOVA	33.805	B. TOWNSEND	27.593	S. NAKAJIMA	42.684	J. ALSOP	1:43.743	1:43.950	
16	B. TOWNSEND	33.851	K. HANTIS	27.660	R. BUDD	42.786	J. COSFORD	1:43.842	1:43.922	
17	H. YOKOYAMA	33.859	S. NAKAJIMA	27.720	J. ALSOP	42.886	B. TOWNSEN	1:44.053	1:44.053	
18	M. DIXON	34.447	J. ALSOP	27.868	J. COSFORD	43.027	M. DIXON	1:44.450	1:44.525	
19	K. STRODE	34.487	D. ROSE	28.308	K. STRODE	43.643	K. STRODE	1:46.504	1:48.002	
20	D. PAICE	34.502	K. STRODE	28.374	O. KIMBER	43.656	D. PAICE	1:46.978	1:46.978	
21	C. WILMINGTON	34.634	C. WILMINGTON	28.512	D. PAICE	43.960	C. WILMINGT	1:48.202	1:48.452	
22	B. HUTCHINS	35.312	D. PAICE	28.516	R. CLEMENTS	44.854	O. KIMBER	1:48.218	1:52.803	
23	T. O'NEILL	35.709	O. KIMBER	28.845	T. O'NEILL	44.894	T. O'NEILL	1:49.775	1:50.189	
24	O. KIMBER	35.717	T. O'NEILL	29.172	C. WILMINGTON	45.056	D. ROSE	1:50.317	1:51.124	
25	C. BIRD	35.924	J. CHISLETT	29.589	R. CLARK	45.520	B. HUTCHINS	1:51.438	1:53.066	
26	D. ROSE	36.199	R. CLARK	30.036	B. HUTCHINS	45.619	J. CHISLETT	1:51.682	1:53.506	
27	J. CHISLETT	36.407	J. BIRD	30.321	J. CHISLETT	45.686	R. CLEMENTS	1:52.004	1:52.228	
28	R. CLEMENTS	36.611	C. GRAY	30.482	D. ROSE	45.810	R. CLARK	1:53.255	1:53.648	
29	J. BIRD	36.745	B. HUTCHINS	30.507	J. BIRD	46.257	J. BIRD	1:53.323	1:56.603	
30	C. GRAY	36.896	C. BIRD	30.530	C. GRAY	47.695	C. BIRD	1:54.751	1:56.725	
31	R. CLARK	37.699	R. CLEMENTS	30.539	C. BIRD	48.297	C. GRAY	1:55.073	1:56.091	
32	S. ARMSTRONG	38.425	X. PAYNTER	31.693	X. PAYNTER	48.439	S. ARMSTRO	1:59.196	2:00.608	
33	X. PAYNTER	39.971	S. ARMSTRONG	32.117	S. ARMSTRONG	48.654	X. PAYNTER	2:00.103	2:00.103	
34	F. SHRIMPTON	40.780	H. GAINFORT	33.314	F. SHRIMPTON	51.402	F. SHRIMPTO	2:05.887	2:10.191	
35	H. GAINFORT	42.218	F. SHRIMPTON	33.705	H. GAINFORT	53.949	H. GAINFORT	2:09.481	2:11.815	

*** ALL RIDERS QUALIFY ***

The results are provisional until the end of the time limit for protests and appeals.

Scott Laing
Chief Timekeeper - Scott Laing

Mark Hancock
Race Director - Mark Hancock



www.computime.com.au
COMPUTIME RACE TIMING SYSTEMS PTY LTD





Round 2 Canberra - ACT 18 & 19 April 2026



PIRELLI MX2 Practice/Qualifying

Date: 19/04/26
Event: Q01
Weather: Sunny - Temp: 1.4C
Track: Good


Started at: 07:45:00
Laps: 20 Min
Starters: 35
Posted at: 8:10 AM

PROVISIONAL RACE INFORMATION

Time	Description
07:45:00	Event Start
07:55:00	Qualifying has started
08:05:02	Chequered Flag
08:07:28	Event Finish

*** ALL RIDERS QUALIFY ***

The results are provisional until the end of the time limit for protests and appeals.


Chief Timekeeper - Scott Laing


Race Director - Mark Hancock



www.computime.com.au
COMPUTIME RACE TIMING SYSTEMS PTY LTD

