



# Round 2 Canberra - ACT 18 & 19 April 2026



## MAXXIS

### MAXXIS MX3

### Moto 1

Date: 19/04/26  
Event: R03  
Weather: Sunny - Temp: 13.7C  
Track: Rutted

Started at: 11:19:01  
Laps: 20 Min + 1 Lap  
Starters: 39  
Posted at: 11:49 AM

## PROVISIONAL CLASSIFICATION

Pos	No	Name	Machine	Laps	Race Time	Behind Leader	Behind Prev	Fastest Lap	On Lap
1	96	Hayden DRAPER (National) / Monster Energy WBR Yamaha	Yamaha YZF 250	12	22:02.069			1:45.618	6
2	275	Riley BURGESS (NSW) / Boyds Moto Racing / Coastal MCC / Flight Centre / Atlantic Oils / Hostile Handwear	KTM SXF 250	12	22:40.690	38.621	38.621	1:48.254	8
3	14	Heath FISHER (QLD) / Honda Racing Australia	Honda CRF 250	12	22:42.646	40.577	1.956	1:48.898	7
4	32	Jobe DUNNE (VIC) / GYTR Yamaha Junior Race Team	Yamaha YZF 250	12	22:42.924	40.855	.278	1:47.036	4
5	38	Hayden DOWNIE (QLD) / XLR Team / Always Livin / Fresh Ink Design / 00 Elite Rider Trng / Flowrite Plumb.	Yamaha YZF 250	12	22:44.544	42.475	1.620	1:48.427	9
6	295	Seth THOMAS (NSW) / GasGas Australia	GasGas MC 250	12	22:57.917	55.848	13.373	1:49.874	10
7	25	Cooper ROWE (NSW)	Yamaha YZF 250	12	22:58.238	56.169	.321	1:48.843	4
8	254	Jack DEVESON (NSW) / Monster Energy WBR Yamaha	Yamaha YZF 250	12	23:02.596	1:00.527	4.358	1:47.487	3
9	6	Max COMPTON (NSW) / Honda Aust. / Rockafella Racing / Thor / Michelin / 6D helmet	Honda CRF 250	12	23:06.554	1:04.485	3.958	1:49.796	4
10	125	Heath DAVY (QLD)	Yamaha YZF 250	12	23:11.003	1:08.934	4.449	1:51.203	6
11	658	Mason BROWN (WA) / BCP Factory Junior Honda Racing	Honda CRF 250	12	23:12.772	1:10.703	1.769	1:51.234	9
12	52	Jackson FULLER (QLD) / KTM Racing Team	KTM SXF 250	12	23:13.747	1:11.678	.975	1:49.909	8
13	355	Justin McHUGH (NSW) / Trooper Lu's Garage	Yamaha YZF 250	12	23:18.665	1:16.596	4.918	1:51.123	6
14	8	Rafael ROSSITER (NSW) / Streamline Moto / Underclass	Yamaha YZF 250	12	23:31.153	1:29.084	12.488	1:49.408	2
15	35	Lachlan ALLEN (QLD) / GYTR Yamaha Junior Racing / Yamaha / Yamalube / GYTR / ShopYamaha	Yamaha YZF 250	12	23:34.965	1:32.896	3.812	1:51.885	2
16	75	Cooper FORD (TAS) / KTM / Motorex / Pirelli / Forth / FIST / TLD Helmets / Weare Lusty / ODI	KTM SXF 250	12	23:37.361	1:35.292	2.396	1:52.424	8
17	22	Jack ELLINGHAM (NSW)	Honda CRF 250	12	23:39.249	1:37.180	1.888	1:47.249	5
18	74	Ryder MATTHEWS-TAYLOR (WA) / Husqvarna / West Coast M-c / The Underclass / Apro Motorsport / Michelin	Husqvarna FC 250	12	23:39.624	1:37.555	.375	1:50.740	8
19	130	Nate PERRETT (QLD) / KTM Junior Racing Team / Motorex / Troy Lee Designs / Pirelli Tyres / SKDA	KTM SXF 250	12	23:55.376	1:53.307	15.752	1:55.431	2
20	26	Cooper BOWMAN (NSW) / Underclass / Capital Ride Co / Streamline Moto / MX R&D / Pirelli / Griggs Earthm.	Husqvarna FC 250	11	22:02.202	1 Lap		1:53.631	4
21	5	Drew KREMER (NSW) / Newcastle Powersports	GasGas MC 250	11	22:03.091	1 Lap	.889	1:50.583	2
22	27	Ritchie LAWLER (NSW) / Carr Brothers M-c / KTM / Boyds M-c Surgery / Boyds Moto Racing / Fox	KTM SXF 250	11	22:08.001	1 Lap	4.910	1:53.253	7
23	610	Ollie BIRKITT (WA) / KTM Aust. / Motorex / TroyLee Designs / SKDA / Funnelweb Filters / ODI / Pirelli	KTM SXF 250	11	22:14.054	1 Lap	6.053	1:50.041	2
24	145	Jesse KOLB (VIC) / Impact Irrigation / Unique Collision / Pulse8 / Byrniers M-c / Native Concepts	Husqvarna FC 250	11	22:20.320	1 Lap	6.266	1:53.980	4
25	164	Cambell CADD (SA) / Team47 Racing / Quin M-sports / MJG Engrng / The Underclass / Perform. Moto	KTM SXF 250	11	22:25.097	1 Lap	4.777	1:55.671	3
26	350	Dylan GROMBALL (SA) / Banks Race Development / Stark Future / Aesthetic Caravans / DMP	Stark Varg 250	11	22:26.316	1 Lap	1.219	1:54.930	11

Chief Timekeeper - Scott Laing

Race Director - Mark Hancock



[www.computime.com.au](http://www.computime.com.au)  
COMPUTIME RACE TIMING SYSTEMS PTY LTD





# Round 2 Canberra - ACT 18 & 19 April 2026



## MAXXIS

### MAXXIS MX3 Moto 1

Date: 19/04/26  
Event: R03  
Weather: Sunny - Temp: 13.7C  
Track: Rutted


Started at: 11:19:01  
Laps: 20 Min + 1 Lap  
Starters: 39  
Posted at: 11:49 AM

### PROVISIONAL CLASSIFICATION

Pos	No	Name	Machine	Laps	Race Time	Behind Leader	Behind Prev	Fastest Lap	On Lap
27	215	Frederik STAMPE (VIC)	Yamaha YZF 250	11	22:28.115	1 Lap	1.799	1:56.936	9
28	259	Joshua McCLOSKEY (NSW) / MCD Racing / Rylson Design / Excite Motorsports	Yamaha YZF 250	11	22:34.180	1 Lap	6.065	1:56.346	4
29	618	Levi FARR (WA) / Webdrill / Liquid Army / Mudex / Blueprint / TDA / Maxxis / Underclass	KTM SXF 250	11	22:35.337	1 Lap	1.157	1:53.562	2
30	23	Corey EISEL (NSW) / Moto1 M-c / Honda Aust. / MPE Susp. / Pro Honda Oil / Pirelli / RK Chains	Honda CRF 250	11	22:35.341	1 Lap	.004	1:55.168	3
31	64	Lachlan ROCHE (QLD) / Caloundra Motorcycle Centre	Yamaha YZF 250	11	22:50.609	1 Lap	15.268	1:59.059	4
32	9	Kye LITTLE (SA) / Coast P-sports / Dirt Bike Services / POD / Strike Seats / Scotcher Race Fuels	KTM SXF 250	11	22:54.596	1 Lap	3.987	1:58.738	8
33	262	Joshua MILLER (QLD) / Team Moto Enoggera / Walls Sand & Gravel Warwick / Holeshoot Graphics	Yamaha YZF 250	11	22:55.530	1 Lap	.934	1:58.106	5
34	169	Tyson WILLIAMS (NSW) / Two Wheel Obsession / Thee Group / Holdsworth Foundation / Rebel Awakening	Yamaha YZF 250	11	22:57.011	1 Lap	1.481	1:55.707	4
35	12	Jake TAPLIN (NSW) / Coastal MCC / Hostile Racing / JBR Mining	KTM SXF 250	11	23:16.779	1 Lap	19.768	1:54.443	3
36	116	Riley TONGUE (NSW) / Coastal MCC / Amsoil / Hostile / Boyds Motor Surgery / Strike Seats	Honda CRF 250	11	23:19.991	1 Lap	3.212	2:00.106	7
37	51	Noah JAMES (VIC) / TJ Pool Construction / Indepth Civil	Husqvarna FC 250	11	23:22.592	1 Lap	2.601	1:58.114	7
38	10	Taj SCHULENBURG (VIC) / Pro Honda / Thor / Michelin 6D Helmets	Honda CRF 250	10	22:12.601	2 Laps		1:54.970	3
39	425	Jackson WALSH (QLD) / JRs Motorcycles / Towers Concrete	Husqvarna FC 250	10	22:29.723	2 Laps	17.122	1:52.930	7
DNF	24	Seth MORROW (QLD) / Honda Ride Red / SKDA / JR Factory Serv. / Forth / Fist Handwear / Pirelli	Honda CRF 250	0		11 Laps			

Fastest Lap was 1:45.618 by 96 Hayden DRAPER (National)

The results are provisional until the expiration of the time limit for protests and appeals.

  
Chief Timekeeper - Scott Laing

  
Race Director - Mark Hancock



[www.computime.com.au](http://www.computime.com.au)  
COMPUTIME RACE TIMING SYSTEMS PTY LTD





# Round 2 Canberra - ACT 18 & 19 April 2026



## MAXXIS

### MAXXIS MX3

#### Moto 1


Date: 19/04/26  
Event: R03  
Weather: Sunny - Temp: 13.7C  
Track: Rutted

Started at: 11:19:01  
Laps: 20 Min + 1 Lap  
Starters: 39  
Posted at: 11:49 AM

### PROVISIONAL LAP TIMES

No	Name	Lap 1	Lap 2	Lap 3	Lap 4	Lap 5	Lap 6	Lap 7	Lap 8	Lap 9	Lap 10	Lap 11	Lap 12
5	Drew KREMER (NSW)	3:07.749	<b>1:50.583</b>	1:52.541	1:52.442	1:52.928	1:53.476	1:54.938	1:55.070	1:54.506	1:54.386	1:54.472	
6	Max COMPTON (NSW)	2:30.567	1:51.637	1:54.064	<b>1:49.796</b>	1:50.381	1:53.485	1:52.405	1:52.779	1:51.084	1:54.618	1:52.914	1:52.824
8	Rafael ROSSITER (NSW)	2:24.546	<b>1:49.408</b>	2:18.013	1:52.560	1:53.855	1:51.991	1:54.444	1:52.218	1:53.873	1:53.706	1:52.976	1:53.563
9	Kye LITTLE (SA)	2:52.825	2:01.872	1:58.851	1:59.452	1:59.817	2:01.650	1:59.109	<b>1:58.738</b>	2:01.967	2:01.191	1:59.124	
10	Taj SCHULENBURG (VIC)	2:43.347	1:56.521	<b>1:54.970</b>	2:16.474	1:56.960	1:58.950	1:58.240	2:03.098	2:29.689	2:54.352		
12	Jake TAPLIN (NSW)	2:38.611	1:54.631	<b>1:54.443</b>	1:55.280	1:56.639	1:56.783	1:54.836	2:02.094	2:21.254	2:12.725	2:29.483	
14	Heath FISHER (QLD)	2:21.617	1:49.474	1:50.405	1:52.111	1:49.449	1:51.154	<b>1:48.898</b>	1:49.234	1:49.800	1:54.130	1:54.763	1:51.611
22	Jack ELLINGHAM (NSW)	2:29.170	1:51.939	1:51.860	1:48.488	<b>1:47.249</b>	1:51.652	1:51.961	1:51.139	1:50.159	2:39.756	1:54.098	1:51.778
23	Corey EISEL (NSW)	2:55.493	1:57.074	<b>1:55.168</b>	2:09.683	1:57.178	1:55.661	1:59.724	1:55.782	1:56.964	1:56.512	1:56.102	
25	Cooper ROWE (NSW)	2:25.892	1:48.905	2:04.075	<b>1:48.843</b>	1:50.628	1:49.468	1:51.209	1:50.387	1:51.183	1:53.022	1:53.352	1:51.274
26	Cooper BOWMAN (NSW)	2:49.294	1:55.871	1:55.266	<b>1:53.631</b>	1:56.476	1:54.649	1:54.858	1:54.510	1:54.394	1:55.470	1:57.783	
27	Ritchie LAWLER (NSW)	2:45.920	1:58.674	1:58.735	1:55.103	1:54.379	1:55.083	<b>1:53.253</b>	1:54.067	1:57.003	1:55.621	2:00.163	
32	Jobe DUNNE (VIC)	2:30.129	1:48.810	1:48.445	<b>1:47.036</b>	1:47.246	1:57.826	1:49.278	1:49.509	1:50.884	1:50.893	1:52.050	1:50.818
35	Lachlan ALLEN (QLD)	2:28.200	<b>1:51.885</b>	2:05.283	1:55.758	1:54.504	1:52.911	1:54.615	1:52.758	1:53.364	1:55.721	1:54.421	1:55.545
38	Hayden DOWNIE (QLD)	2:28.524	1:50.876	1:50.873	1:48.691	1:48.729	1:50.513	1:51.336	1:52.537	<b>1:48.427</b>	1:51.174	1:52.504	1:50.360
51	Noah JAMES (VIC)	2:56.814	2:01.192	2:00.185	1:59.119	2:00.319	2:01.522	<b>1:58.114</b>	1:59.235	2:00.328	2:25.405	2:00.359	
52	Jackson FULLER (QLD)	2:42.142	1:51.351	1:50.557	1:57.568	1:51.691	1:50.808	1:52.000	<b>1:49.909</b>	1:51.621	1:51.450	1:50.547	1:54.103
64	Lachlan ROCHE (QLD)	2:41.290	2:01.235	1:59.444	<b>1:59.059</b>	2:02.493	2:01.079	1:59.179	2:01.702	2:00.593	1:59.897	2:04.638	
74	Ryder MATTHEWS-TAYLOR (WA)	2:45.254	2:04.563	1:55.112	1:55.850	1:53.661	1:52.321	1:51.620	<b>1:50.740</b>	1:51.251	1:53.571	1:54.129	1:51.552
75	Cooper FORD (TAS)	2:42.562	1:55.108	1:53.171	1:52.691	1:54.071	1:54.637	1:53.763	<b>1:52.424</b>	1:55.123	1:54.868	1:52.595	1:56.348
96	Hayden DRAPER (National)	2:19.826	1:48.083	1:48.410	1:47.104	1:46.861	<b>1:45.618</b>	1:46.791	1:47.255	1:48.172	1:48.356	1:47.707	1:47.886
116	Riley TONGUE (NSW)	2:48.459	2:08.375	2:03.518	2:01.240	2:01.467	2:01.919	<b>2:00.106</b>	2:00.409	2:03.468	2:03.537	2:07.493	
125	Heath DAVY (QLD)	2:24.085	2:07.120	1:51.232	1:54.075	1:51.591	<b>1:51.203</b>	1:52.035	1:51.282	1:51.281	1:52.235	1:52.652	1:52.212
130	Nate PERRETT (QLD)	2:29.859	<b>1:55.431</b>	1:55.813	1:59.569	1:57.385	1:56.733	1:56.877	1:56.597	1:56.230	1:56.831	1:57.650	1:56.401
145	Jesse KOLB (VIC)	2:46.081	2:05.963	1:56.586	<b>1:53.980</b>	1:57.944	1:57.115	1:55.693	1:54.232	1:59.637	1:55.887	1:57.202	
164	Cambell CADD (SA)	2:39.809	1:56.985	<b>1:55.671</b>	1:57.518	1:57.861	2:00.021	2:00.305	1:57.018	2:01.871	2:00.132	1:57.906	
169	Tyson WILLIAMS (NSW)	2:48.765	2:11.699	1:59.056	<b>1:55.707</b>	1:56.869	1:55.809	2:04.183	2:02.015	2:00.725	2:02.936	1:59.247	
215	Frederik STAMPE (VIC)	2:40.276	1:58.835	1:58.204	2:00.093	1:58.362	1:57.658	2:03.199	1:58.236	<b>1:56.936</b>	1:57.927	1:58.389	
254	Jack DEVESON (NSW)	2:17.051	1:48.601	<b>1:47.487</b>	1:51.450	1:59.617	1:52.603	1:51.709	1:52.248	1:53.057	2:02.015	1:53.076	1:53.682
259	Joshua McCLOSKEY (NSW)	2:44.205	2:00.842	2:00.364	<b>1:56.346</b>	2:00.241	2:00.945	1:57.933	1:59.500	1:57.125	1:59.798	1:56.881	
262	Joshua MILLER (QLD)	2:47.270	2:00.453	1:59.562	2:04.504	<b>1:58.106</b>	1:59.823	2:01.740	1:59.829	1:59.962	2:02.802	2:01.479	
275	Riley BURGESS (NSW)	2:31.634	1:50.491	1:51.064	1:48.833	1:49.908	1:49.263	1:49.139	<b>1:48.254</b>	1:48.840	1:50.449	1:51.872	1:50.943
295	Seth THOMAS (NSW)	2:32.617	1:51.929	1:52.904	1:52.198	1:51.976	1:53.258	1:51.814	1:50.079	1:50.438	<b>1:49.874</b>	1:50.772	1:50.058
350	Dylan GROMBALL (SA)	2:48.106	2:01.916	1:57.975	2:00.307	1:56.019	1:59.735	1:57.185	1:57.894	1:54.961	1:57.288	<b>1:54.930</b>	
355	Justin McHUGH (NSW)	2:34.329	1:53.485	1:54.996	1:56.063	1:52.163	<b>1:51.123</b>	1:52.341	1:54.016	1:52.143	1:51.952	1:53.196	1:52.858
425	Jackson WALSH (QLD)	2:50.174	1:56.322	1:55.688	1:52.948	1:53.398	1:53.385	<b>1:52.930</b>	3:46.000	2:18.510	2:10.368		
610	Ollie BIRKITT (WA)	3:14.701	<b>1:50.041</b>	1:51.737	1:52.645	1:51.373	1:52.605	1:52.183	1:51.135	2:07.263	1:56.895	1:53.476	
618	Levi FARR (WA)	2:37.272	<b>1:53.562</b>	1:55.275	2:14.374	1:58.240	1:56.839	2:03.903	2:02.384	1:58.899	1:57.068	1:57.521	
658	Mason BROWN (WA)	2:26.651	1:51.693	1:55.550	1:53.520	1:52.971	1:52.737	1:54.636	1:51.253	<b>1:51.234</b>	1:54.849	1:52.938	1:54.740

The results are provisional until the expiration of the time limit for protests and appeals.

  
Chief Timekeeper - Scott Laing

  
Race Director - Mark Hancock



[www.computime.com.au](http://www.computime.com.au)  
COMPUTIME RACE TIMING SYSTEMS PTY LTD





# Round 2 Canberra - ACT 18 & 19 April 2026



## MAXXIS MX3 Moto 1

Date: 19/04/26  
Event: R03  
Weather: Sunny - Temp: 13.7C  
Track: Rutted

Started at: 11:19:01  
Laps: 20 Min + 1 Lap  
Starters: 39  
Posted at: 11:49 AM

### PROVISIONAL SECTOR TIMES

Lap	Sector 1	Sector 2	Sector 3	Lap Time	Lap	Sector 1	Sector 2	Sector 3	Lap Time
<b>5 Drew KREMER (NSW) (21th)</b>					11	38.432	29.849	44.695	1:52.976
1	1:54.322	28.675	44.752	3:07.749	12	37.889	30.514	45.160	1:53.563
2	<b>35.727</b>	<b>29.100</b>	45.756	<b>1:50.583</b>	<b>9 Kye LITTLE (SA) (32th)</b>				
3	37.168	29.275	46.098	1:52.541	1	1:22.993	32.738	57.094	2:52.825
4	37.659	29.369	45.414	1:52.442	2	42.177	30.784	48.911	2:01.872
5	38.239	29.565	<b>45.124</b>	1:52.928	3	41.196	30.985	<b>46.670</b>	1:58.851
6	38.018	29.806	45.652	1:53.476	4	41.154	<b>30.525</b>	47.773	1:59.452
7	39.540	30.143	45.255	1:54.938	5	41.542	30.967	47.308	1:59.817
8	38.424	31.089	45.557	1:55.070	6	41.088	31.839	48.723	2:01.650
9	38.116	30.461	45.929	1:54.506	7	39.582	31.340	48.187	1:59.109
10	38.031	30.396	45.959	1:54.386	8	39.903	31.091	47.744	<b>1:58.738</b>
11	37.735	30.528	46.209	1:54.472	9	41.566	31.936	48.465	2:01.967
<b>6 Max COMPTON (NSW) (9th)</b>					10	39.954	31.502	49.735	2:01.191
1	1:15.479	29.248	45.840	2:30.567	11	<b>39.276</b>	31.114	48.734	1:59.124
2	36.874	29.579	45.184	1:51.637	<b>10 Taj SCHULENBURG (VIC) (38th)</b>				
3	39.302	29.368	45.394	1:54.064	1	1:22.199	32.726	48.422	2:43.347
4	37.140	29.521	<b>43.135</b>	<b>1:49.796</b>	2	39.533	30.370	46.618	1:56.521
5	<b>36.583</b>	29.526	44.272	1:50.381	3	39.350	30.257	<b>45.363</b>	<b>1:54.970</b>
6	36.847	29.765	46.873	1:53.485	4	57.436	30.984	48.054	2:16.474
7	37.813	29.661	44.931	1:52.405	5	<b>39.248</b>	<b>30.119</b>	47.593	1:56.960
8	39.334	29.690	43.755	1:52.779	6	41.053	30.426	47.471	1:58.950
9	37.235	<b>29.317</b>	44.532	1:51.084	7	40.458	31.118	46.664	1:58.240
10	37.621	30.070	46.927	1:54.618	8	44.975	30.460	47.663	2:03.098
11	37.494	29.768	45.652	1:52.914	9	54.108	33.114	1:02.467	2:29.689
12	37.675	29.877	45.272	1:52.824	10	1:23.648	37.633	53.071	2:54.352
<b>8 Rafael ROSSITER (NSW) (14th)</b>					<b>12 Jake TAPLIN (NSW) (35th)</b>				
1	1:10.704	29.593	44.249	2:24.546	1	1:19.350	32.293	46.968	2:38.611
2	<b>36.909</b>	<b>28.356</b>	<b>44.143</b>	<b>1:49.408</b>	2	39.001	29.517	<b>46.113</b>	1:54.631
3	1:02.585	29.623	45.805	2:18.013	3	39.032	29.167	46.244	<b>1:54.443</b>
4	37.330	29.197	46.033	1:52.560	4	<b>37.752</b>	29.941	47.587	1:55.280
5	38.117	30.291	45.447	1:53.855	5	38.842	29.482	48.315	1:56.639
6	37.569	29.682	44.740	1:51.991	6	39.778	29.817	47.188	1:56.783
7	39.227	29.662	45.555	1:54.444	7	39.651	<b>29.055</b>	46.130	1:54.836
8	38.022	29.762	44.434	1:52.218	8	38.519	35.509	48.066	2:02.094
9	38.564	29.978	45.331	1:53.873	9	40.249	29.398	1:11.607	2:21.254
10	39.292	30.242	44.172	1:53.706					

*Scott Laing*  
Chief Timekeeper - Scott Laing

*Mark Hancock*  
Race Director - Mark Hancock



[www.computime.com.au](http://www.computime.com.au)  
COMPUTIME RACE TIMING SYSTEMS PTY LTD





# Round 2 Canberra - ACT 18 & 19 April 2026



## MAXXIS MX3 Moto 1

Date: 19/04/26  
Event: R03  
Weather: Sunny - Temp: 13.7C  
Track: Rutted

Started at: 11:19:01  
Laps: 20 Min + 1 Lap  
Starters: 39  
Posted at: 11:49 AM

### PROVISIONAL SECTOR TIMES

Lap	Sector 1	Sector 2	Sector 3	Lap Time	Lap	Sector 1	Sector 2	Sector 3	Lap Time
10	43.311	36.523	52.891	2:12.725	7	41.036	30.361	48.327	1:59.724
11	53.670	37.029	58.784	2:29.483	8	38.773	30.180	46.829	1:55.782
					9	38.691	31.524	46.749	1:56.964
<b>14 Heath FISHER (QLD) (3rd)</b>					10	39.068	31.182	46.262	1:56.512
1	1:09.693	28.372	43.552	2:21.617	11	39.614	29.841	46.647	1:56.102
2	36.686	28.278	44.510	1:49.474					
3	36.555	28.735	45.115	1:50.405	<b>25 Cooper ROWE (NSW) (7th)</b>				
4	36.479	29.042	46.590	1:52.111	1	1:12.694	28.017	45.181	2:25.892
5	36.968	<b>28.256</b>	44.225	1:49.449	2	36.694	28.341	43.870	1:48.905
6	36.759	29.010	45.385	1:51.154	3	49.357	29.219	45.499	2:04.075
7	<b>36.340</b>	28.733	43.825	<b>1:48.898</b>	4	<b>36.529</b>	28.459	<b>43.855</b>	<b>1:48.843</b>
8	36.639	29.378	<b>43.217</b>	1:49.234	5	37.660	28.846	44.122	1:50.628
9	36.745	29.082	43.973	1:49.800	6	36.703	28.758	44.007	1:49.468
10	36.647	29.840	47.643	1:54.130	7	38.069	<b>28.159</b>	44.981	1:51.209
11	39.609	30.318	44.836	1:54.763	8	37.077	29.036	44.274	1:50.387
12	37.540	29.733	44.338	1:51.611	9	36.845	29.300	45.038	1:51.183
					10	37.438	29.611	45.973	1:53.022
<b>22 Jack ELLINGHAM (NSW) (17th)</b>					11	38.438	29.772	45.142	1:53.352
1	1:06.309	28.231	54.630	2:29.170	12	36.916	29.368	44.990	1:51.274
2	37.916	28.695	45.328	1:51.939					
3	39.800	<b>28.227</b>	43.833	1:51.860	<b>26 Cooper BOWMAN (NSW) (20th)</b>				
4	36.385	28.604	43.499	1:48.488	1	1:18.432	29.740	1:01.122	2:49.294
5	<b>36.283</b>	28.366	<b>42.600</b>	<b>1:47.249</b>	2	40.890	29.779	<b>45.202</b>	1:55.871
6	36.442	29.179	46.031	1:51.652	3	39.880	<b>29.189</b>	46.197	1:55.266
7	37.484	30.384	44.093	1:51.961	4	38.806	29.508	45.317	<b>1:53.631</b>
8	37.865	29.407	43.867	1:51.139	5	<b>37.244</b>	29.877	49.355	1:56.476
9	37.003	28.730	44.426	1:50.159	6	39.382	29.429	45.838	1:54.649
10	1:18.300	31.876	49.580	2:39.756	7	38.188	29.799	46.871	1:54.858
11	38.406	30.074	45.618	1:54.098	8	38.657	29.727	46.126	1:54.510
12	37.342	29.572	44.864	1:51.778	9	38.152	29.785	46.457	1:54.394
					10	39.528	30.290	45.652	1:55.470
<b>23 Corey EISEL (NSW) (30th)</b>					11	39.257	30.319	48.207	1:57.783
1	1:16.711	29.766	1:09.016	2:55.493					
2	38.799	29.855	48.420	1:57.074	<b>27 Ritchie LAWLER (NSW) (22th)</b>				
3	<b>38.551</b>	30.028	46.589	<b>1:55.168</b>	1	1:21.481	32.048	52.391	2:45.920
4	52.700	<b>29.623</b>	47.360	2:09.683	2	41.339	30.060	47.275	1:58.674
5	40.100	30.080	46.998	1:57.178	3	41.910	30.642	46.183	1:58.735
6	40.077	30.268	<b>45.316</b>	1:55.661	4	39.996	<b>29.739</b>	45.368	1:55.103

*Scott Laing*  
Chief Timekeeper - Scott Laing

*Mark Hancock*  
Race Director - Mark Hancock



## MAXXIS

### MAXXIS MX3 Moto 1

Date: 19/04/26  
Event: R03  
Weather: Sunny - Temp: 13.7C  
Track: Rutted

Started at: 11:19:01  
Laps: 20 Min + 1 Lap  
Starters: 39  
Posted at: 11:49 AM

### PROVISIONAL SECTOR TIMES

Lap	Sector 1	Sector 2	Sector 3	Lap Time	Lap	Sector 1	Sector 2	Sector 3	Lap Time
5	38.717	29.763	45.899	1:54.379	2	37.316	<b>28.331</b>	45.229	1:50.876
6	<b>37.921</b>	30.350	46.812	1:55.083	3	38.644	29.035	43.194	1:50.873
7	38.512	29.751	<b>44.990</b>	<b>1:53.253</b>	4	37.042	28.827	<b>42.822</b>	1:48.691
8	38.145	29.939	45.983	1:54.067	5	<b>36.268</b>	28.751	43.710	1:48.729
9	39.529	30.389	47.085	1:57.003	6	36.824	30.317	43.372	1:50.513
10	39.026	29.871	46.724	1:55.621	7	36.693	29.320	45.323	1:51.336
11	40.049	31.780	48.334	2:00.163	8	38.703	29.335	44.499	1:52.537
<b>32 Jobe DUNNE JVIC) (4th)</b>					9	36.683	28.530	43.214	<b>1:48.427</b>
1	1:14.743	28.870	46.516	2:30.129	10	37.590	29.991	43.593	1:51.174
2	36.650	29.195	42.965	1:48.810	11	37.843	29.079	45.582	1:52.504
3	36.945	29.299	42.201	1:48.445	12	37.737	28.860	43.763	1:50.360
4	36.029	<b>28.198</b>	42.809	<b>1:47.036</b>	<b>51 Noah JAMES (VIC) (37th)</b>				
5	36.462	28.663	<b>42.121</b>	1:47.246	1	1:36.676	30.930	49.208	2:56.814
6	<b>35.978</b>	28.363	53.485	1:57.826	2	41.311	30.214	49.667	2:01.192
7	36.281	29.550	43.447	1:49.278	3	41.408	30.343	48.434	2:00.185
8	37.330	28.795	43.384	1:49.509	4	40.830	30.290	47.999	1:59.119
9	37.185	29.802	43.897	1:50.884	5	42.258	30.375	47.686	2:00.319
10	38.257	29.420	43.216	1:50.893	6	44.119	<b>30.124</b>	<b>47.279</b>	2:01.522
11	37.453	29.953	44.644	1:52.050	7	<b>39.677</b>	31.122	47.315	<b>1:58.114</b>
12	38.002	29.404	43.412	1:50.818	8	40.098	31.021	48.116	1:59.235
<b>35 Lachlan ALLEN (QLD) (15th)</b>					9	40.924	30.453	48.951	2:00.328
1	1:12.778	29.225	46.197	2:28.200	10	41.397	31.444	1:12.564	2:25.405
2	<b>37.481</b>	29.502	<b>44.902</b>	<b>1:51.885</b>	11	41.003	31.067	48.289	2:00.359
3	40.433	29.406	55.444	2:05.283	<b>52 Jackson FULLER (QLD) (12th)</b>				
4	37.506	30.174	48.078	1:55.758	1	1:15.189	29.682	57.271	2:42.142
5	39.230	<b>29.248</b>	46.026	1:54.504	2	38.167	29.659	<b>43.525</b>	1:51.351
6	37.680	29.730	45.501	1:52.911	3	<b>36.941</b>	28.942	44.674	1:50.557
7	39.084	29.740	45.791	1:54.615	4	37.282	29.281	51.005	1:57.568
8	37.901	29.778	45.079	1:52.758	5	37.479	29.045	45.167	1:51.691
9	37.685	29.805	45.874	1:53.364	6	36.991	<b>28.890</b>	44.927	1:50.808
10	40.367	29.786	45.568	1:55.721	7	37.524	29.075	45.401	1:52.000
11	39.210	30.034	45.177	1:54.421	8	37.182	29.102	43.625	<b>1:49.909</b>
12	39.010	30.154	46.381	1:55.545	9	37.020	29.546	45.055	1:51.621
<b>38 Hayden DOWNIE (QLD) (5th)</b>					10	36.971	29.627	44.852	1:51.450
1	1:14.481	29.449	44.594	2:28.524	11	37.057	29.315	44.175	1:50.547
					12	38.890	30.171	45.042	1:54.103

Chief Timekeeper - Scott Laing

Race Director - Mark Hancock



www.computime.com.au  
COMPUTIME RACE TIMING SYSTEMS PTY LTD



## MAXXIS

### MAXXIS MX3 Moto 1

Date: 19/04/26  
Event: R03  
Weather: Sunny - Temp: 13.7C  
Track: Rutted

Started at: 11:19:01  
Laps: 20 Min + 1 Lap  
Starters: 39  
Posted at: 11:49 AM

### PROVISIONAL SECTOR TIMES

Lap	Sector 1	Sector 2	Sector 3	Lap Time	Lap	Sector 1	Sector 2	Sector 3	Lap Time
<b>64 Lachlan ROCHE (QLD) (31th)</b>					11	38.014	29.412	45.169	1:52.595
1	1:21.083	31.858	48.349	2:41.290	12	39.451	30.181	46.716	1:56.348
2	40.975	32.566	47.694	2:01.235	<b>96 Hayden DRAPER (National) (1st)</b>				
3	41.309	30.995	<u>47.140</u>	1:59.444	1	1:07.014	29.504	43.308	2:19.826
4	40.972	30.890	47.197	<b>1:59.059</b>	2	36.419	28.749	42.915	1:48.083
5	41.822	32.300	48.371	2:02.493	3	36.473	28.444	43.493	1:48.410
6	41.159	31.739	48.181	2:01.079	4	35.778	<u>28.301</u>	43.025	1:47.104
7	<u>40.379</u>	31.032	47.768	1:59.179	5	35.192	28.884	42.785	1:46.861
8	43.057	30.984	47.661	2:01.702	6	<u>34.901</u>	28.341	<u>42.376</u>	<b>1:45.618</b>
9	41.339	31.284	47.970	2:00.593	7	35.093	28.761	42.937	1:46.791
10	41.198	<u>30.775</u>	47.924	1:59.897	8	35.848	28.867	42.540	1:47.255
11	40.422	31.116	53.100	2:04.638	9	35.505	28.898	43.769	1:48.172
<b>74 Ryder MATTHEWS-TAYLOR (WA) (18th)</b>					10	36.196	28.407	43.753	1:48.356
1	1:25.464	30.847	48.943	2:45.254	11	35.678	28.930	43.099	1:47.707
2	44.698	30.132	49.733	2:04.563	12	35.879	28.562	43.445	1:47.886
3	38.214	30.318	46.580	1:55.112	<b>116 Riley TONGUE (NSW) (36th)</b>				
4	40.357	29.964	45.529	1:55.850	1	1:23.713	32.337	52.409	2:48.459
5	38.284	29.650	45.727	1:53.661	2	43.699	32.148	52.528	2:08.375
6	38.054	29.263	45.004	1:52.321	3	41.393	31.610	50.515	2:03.518
7	37.946	29.464	44.210	1:51.620	4	42.628	<u>31.166</u>	<u>47.446</u>	2:01.240
8	37.557	29.509	<u>43.674</u>	<b>1:50.740</b>	5	42.277	31.356	47.834	2:01.467
9	<u>37.205</u>	29.256	44.790	1:51.251	6	40.294	31.437	50.188	2:01.919
10	38.198	29.340	46.033	1:53.571	7	40.579	31.183	48.344	<b>2:00.106</b>
11	38.116	30.265	45.748	1:54.129	8	<u>39.978</u>	31.391	49.040	2:00.409
12	37.601	<u>29.209</u>	44.742	1:51.552	9	41.134	33.094	49.240	2:03.468
<b>75 Cooper FORD (TAS) (16th)</b>					10	41.563	32.451	49.523	2:03.537
1	1:24.432	29.842	48.288	2:42.562	11	44.064	32.747	50.682	2:07.493
2	39.425	29.652	46.031	1:55.108	<b>125 Heath DAVY (QLD) (10th)</b>				
3	38.133	29.478	45.560	1:53.171	1	1:08.353	29.136	46.596	2:24.085
4	<u>37.670</u>	29.428	45.593	1:52.691	2	<u>36.249</u>	45.368	45.503	2:07.120
5	38.980	29.690	45.401	1:54.071	3	36.865	29.347	45.020	1:51.232
6	39.684	29.655	45.298	1:54.637	4	38.140	29.481	46.454	1:54.075
7	38.789	<u>29.383</u>	45.591	1:53.763	5	38.480	<u>28.950</u>	44.161	1:51.591
8	38.503	29.430	<u>44.491</u>	<b>1:52.424</b>	6	36.803	29.342	45.058	<b>1:51.203</b>
9	38.581	31.172	45.370	1:55.123	7	37.715	29.601	44.719	1:52.035
10	39.056	30.445	45.367	1:54.868					

Chief Timekeeper - Scott Laing

Race Director - Mark Hancock



[www.computime.com.au](http://www.computime.com.au)  
COMPUTIME RACE TIMING SYSTEMS PTY LTD





# Round 2 Canberra - ACT 18 & 19 April 2026



## MAXXIS MX3 Moto 1

Date: 19/04/26  
Event: R03  
Weather: Sunny - Temp: 13.7C  
Track: Rutted

Started at: 11:19:01  
Laps: 20 Min + 1 Lap  
Starters: 39  
Posted at: 11:49 AM

### PROVISIONAL SECTOR TIMES

Lap	Sector 1	Sector 2	Sector 3	Lap Time	Lap	Sector 1	Sector 2	Sector 3	Lap Time
8	37.864	29.711	<b>43.707</b>	1:51.282	5	40.059	30.353	47.449	1:57.861
9	37.033	29.561	44.687	1:51.281	6	40.159	30.622	49.240	2:00.021
10	37.559	30.174	44.502	1:52.235	7	41.309	31.654	47.342	2:00.305
11	37.445	29.904	45.303	1:52.652	8	39.006	30.708	47.304	1:57.018
12	37.331	30.069	44.812	1:52.212	9	40.404	31.973	49.494	2:01.871
<b>130 Nate PERRETT (QLD) (19th)</b>					10	41.388	31.292	47.452	2:00.132
1	1:13.693	29.059	47.107	2:29.859	11	40.503	30.704	46.699	1:57.906
2	40.093	<b>29.679</b>	<b>45.659</b>	<b>1:55.431</b>	<b>169 Tyson WILLIAMS (NSW) (34th)</b>				
3	39.555	30.307	45.951	1:55.813	1	1:26.952	31.257	50.556	2:48.765
4	40.000	31.660	47.909	1:59.569	2	40.383	31.691	59.625	2:11.699
5	<b>38.901</b>	30.501	47.983	1:57.385	3	39.432	31.663	47.961	1:59.056
6	40.016	30.444	46.273	1:56.733	4	38.940	<b>30.248</b>	<b>46.519</b>	<b>1:55.707</b>
7	39.278	31.034	46.565	1:56.877	5	38.787	30.681	47.401	1:56.869
8	39.931	30.551	46.115	1:56.597	6	<b>37.765</b>	31.148	46.896	1:55.809
9	39.220	30.642	46.368	1:56.230	7	40.957	31.716	51.510	2:04.183
10	39.046	30.595	47.190	1:56.831	8	39.982	31.360	50.673	2:02.015
11	40.144	30.753	46.753	1:57.650	9	40.725	31.646	48.354	2:00.725
12	39.087	30.898	46.416	1:56.401	10	40.992	32.120	49.824	2:02.936
<b>145 Jesse KOLB (VIC) (24th)</b>					11	39.640	31.165	48.442	1:59.247
1	1:24.498	31.352	50.231	2:46.081	<b>215 Frederik STAMPE (VIC) (27th)</b>				
2	45.380	31.408	49.175	2:05.963	1	1:21.903	30.905	47.468	2:40.276
3	40.291	29.742	46.553	1:56.586	2	41.066	30.152	47.617	1:58.835
4	<b>38.587</b>	<b>29.308</b>	46.085	<b>1:53.980</b>	3	<b>38.530</b>	<b>29.902</b>	49.772	1:58.204
5	40.490	31.124	46.330	1:57.944	4	41.181	30.127	48.785	2:00.093
6	39.632	29.779	47.704	1:57.115	5	39.035	31.118	48.209	1:58.362
7	39.215	30.953	<b>45.525</b>	1:55.693	6	40.303	30.412	46.943	1:57.658
8	39.250	29.362	45.620	1:54.232	7	42.381	32.676	48.142	2:03.199
9	39.169	30.313	50.155	1:59.637	8	39.886	31.585	<b>46.765</b>	1:58.236
10	39.160	29.583	47.144	1:55.887	9	38.629	31.272	47.035	<b>1:56.936</b>
11	39.331	31.123	46.748	1:57.202	10	39.680	30.747	47.500	1:57.927
<b>164 Cambell CADD (SA) (25th)</b>					11	39.454	31.549	47.386	1:58.389
1	1:18.844	31.734	49.231	2:39.809	<b>254 Jack DEVESON (NSW) (8th)</b>				
2	39.296	<b>29.728</b>	47.961	1:56.985	1	1:05.458	28.416	43.177	2:17.051
3	<b>38.375</b>	29.737	47.559	<b>1:55.671</b>	2	36.248	28.379	43.974	1:48.601
4	40.627	30.381	<b>46.510</b>	1:57.518	3	36.413	27.862	<b>43.212</b>	<b>1:47.487</b>

*Scott Laing*  
Chief Timekeeper - Scott Laing

*Mark Hancock*  
Race Director - Mark Hancock





# Round 2 Canberra - ACT 18 & 19 April 2026



## MAXXIS MX3 Moto 1

Date: 19/04/26  
Event: R03  
Weather: Sunny - Temp: 13.7C  
Track: Rutted

Started at: 11:19:01  
Laps: 20 Min + 1 Lap  
Starters: 39  
Posted at: 11:49 AM

### PROVISIONAL SECTOR TIMES

Lap	Sector 1	Sector 2	Sector 3	Lap Time	Lap	Sector 1	Sector 2	Sector 3	Lap Time
4	<b>36.179</b>	28.327	46.944	1:51.450	2	37.849	<b>28.359</b>	44.283	1:50.491
5	36.737	<b>27.748</b>	55.132	1:59.617	3	37.277	28.945	44.842	1:51.064
6	39.977	28.640	43.986	1:52.603	4	36.898	28.632	43.303	1:48.833
7	37.675	29.072	44.962	1:51.709	5	38.036	28.603	43.269	1:49.908
8	38.654	29.697	43.897	1:52.248	6	<b>35.706</b>	28.546	45.011	1:49.263
9	37.987	29.830	45.240	1:53.057	7	36.874	28.649	43.616	1:49.139
10	36.767	29.804	55.444	2:02.015	8	37.114	28.461	<b>42.679</b>	<b>1:48.254</b>
11	37.952	29.315	45.809	1:53.076	9	36.549	29.209	43.082	1:48.840
12	37.263	29.327	47.092	1:53.682	10	37.024	29.712	43.713	1:50.449
					11	37.474	29.485	44.913	1:51.872
					12	37.376	29.072	44.495	1:50.943
<b>259 Joshua McCLOSKEY (NSW) (28th)</b>					<b>295 Seth THOMAS (NSW) (6th)</b>				
1	1:23.083	31.374	49.748	2:44.205	1	1:17.979	29.690	44.948	2:32.617
2	41.932	30.345	48.565	2:00.842	2	38.608	29.175	44.146	1:51.929
3	41.062	30.263	49.039	2:00.364	3	38.659	29.731	44.514	1:52.904
4	39.371	<b>29.748</b>	<b>47.227</b>	<b>1:56.346</b>	4	37.141	29.829	45.228	1:52.198
5	40.518	31.266	48.457	2:00.241	5	37.828	29.704	44.444	1:51.976
6	42.130	30.870	47.945	2:00.945	6	38.408	29.616	45.234	1:53.258
7	40.289	30.265	47.379	1:57.933	7	38.161	<b>28.865</b>	44.788	1:51.814
8	40.843	30.887	47.770	1:59.500	8	37.311	29.063	43.705	1:50.079
9	38.918	30.332	47.875	1:57.125	9	36.420	29.443	44.575	1:50.438
10	40.832	30.714	48.252	1:59.798	10	<b>36.223</b>	28.968	44.683	<b>1:49.874</b>
11	<b>38.418</b>	30.578	47.885	1:56.881	11	36.376	28.953	45.443	1:50.772
					12	37.276	29.631	<b>43.151</b>	1:50.058
<b>262 Joshua MILLER (QLD) (33th)</b>					<b>350 Dylan GROMBALL (SA) (26th)</b>				
1	1:26.717	31.234	49.319	2:47.270	1	1:18.823	31.865	57.418	2:48.106
2	41.432	<b>30.691</b>	48.330	2:00.453	2	42.926	31.105	47.885	2:01.916
3	41.002	31.093	47.467	1:59.562	3	40.103	30.914	46.958	1:57.975
4	42.168	31.319	51.017	2:04.504	4	42.617	30.544	47.146	2:00.307
5	<b>39.640</b>	31.108	<b>47.358</b>	<b>1:58.106</b>	5	39.900	<b>30.033</b>	46.086	1:56.019
6	40.214	32.046	47.563	1:59.823	6	43.929	30.267	45.539	1:59.735
7	40.410	32.192	49.138	2:01.740	7	40.238	30.761	46.186	1:57.185
8	39.872	31.656	48.301	1:59.829	8	38.992	30.740	48.162	1:57.894
9	39.868	31.953	48.141	1:59.962	9	<b>38.729</b>	30.216	46.016	1:54.961
10	40.648	32.122	50.032	2:02.802	10	39.649	30.414	47.225	1:57.288
11	41.108	31.994	48.377	2:01.479	11	39.524	30.913	<b>44.493</b>	<b>1:54.930</b>
<b>275 Riley BURGESS (NSW) (2nd)</b>									
1	1:15.851	29.515	46.268	2:31.634					

*Scott Laing*  
Chief Timekeeper - Scott Laing

*Mark Hancock*  
Race Director - Mark Hancock





# Round 2 Canberra - ACT 18 & 19 April 2026



## MAXXIS

### MAXXIS MX3 Moto 1


Date: 19/04/26  
Event: R03  
Weather: Sunny - Temp: 13.7C  
Track: Rutted

Started at: 11:19:01  
Laps: 20 Min + 1 Lap  
Starters: 39  
Posted at: 11:49 AM

### PROVISIONAL SECTOR TIMES

Lap	Sector 1	Sector 2	Sector 3	Lap Time	Lap	Sector 1	Sector 2	Sector 3	Lap Time
<b>355 Justin McHUGH (NSW) (13th)</b>					8	<b>36.510</b>	29.630	44.995	1:51.135
1	1:16.151	30.435	47.743	2:34.329	9	37.522	29.722	1:00.019	2:07.263
2	38.837	29.429	45.219	1:53.485	10	41.042	29.974	45.879	1:56.895
3	39.319	29.343	46.334	1:54.996	11	38.605	29.794	45.077	1:53.476
4	39.459	29.386	47.218	1:56.063	<b>618 Levi FARR (WA) (29th)</b>				
5	38.450	28.969	44.744	1:52.163	1	1:19.600	30.439	47.233	2:37.272
6	37.807	<b>28.512</b>	44.804	<b>1:51.123</b>	2	<b>38.209</b>	<b>29.732</b>	<b>45.621</b>	<b>1:53.562</b>
7	38.357	28.847	45.137	1:52.341	3	39.007	29.809	46.459	1:55.275
8	39.203	30.165	<b>44.648</b>	1:54.016	4	51.924	31.044	51.406	2:14.374
9	<b>37.140</b>	29.457	45.546	1:52.143	5	39.095	30.635	48.510	1:58.240
10	37.541	29.190	45.221	1:51.952	6	40.328	30.050	46.461	1:56.839
11	37.835	29.524	45.837	1:53.196	7	40.694	32.015	51.194	2:03.903
12	38.513	29.192	45.153	1:52.858	8	39.561	31.267	51.556	2:02.384
<b>425 Jackson WALSH (QLD) (39th)</b>					9	39.302	30.091	49.506	1:58.899
1	1:19.655	31.527	58.992	2:50.174	10	39.536	30.771	46.761	1:57.068
2	41.377	30.233	<b>44.712</b>	1:56.322	11	39.403	30.465	47.653	1:57.521
3	39.757	31.138	44.793	1:55.688	<b>658 Mason BROWN (WA) (11th)</b>				
4	38.458	29.343	45.147	1:52.948	1	1:11.906	29.675	45.070	2:26.651
5	38.698	<b>29.192</b>	45.508	1:53.398	2	<b>36.873</b>	29.960	44.860	1:51.693
6	37.957	29.727	45.701	1:53.385	3	39.422	30.039	46.089	1:55.550
7	<b>37.093</b>	29.564	46.273	<b>1:52.930</b>	4	38.274	29.487	45.759	1:53.520
8	1:01.318	37.873	2:06.809	3:46.000	5	38.110	30.000	44.861	1:52.971
9	47.315	37.477	53.718	2:18.510	6	38.131	29.816	44.790	1:52.737
10	41.926	34.203	54.239	2:10.368	7	39.115	30.963	44.558	1:54.636
<b>610 Ollie BIRKITT (WA) (23th)</b>					8	38.276	<b>29.261</b>	<b>43.716</b>	1:51.253
1	2:00.403	29.209	45.089	3:14.701	9	37.050	29.288	44.896	<b>1:51.234</b>
2	36.587	29.302	<b>44.152</b>	<b>1:50.041</b>	10	39.594	30.336	44.919	1:54.849
3	37.541	29.782	44.414	1:51.737	11	38.123	29.523	45.292	1:52.938
4	38.203	29.629	44.813	1:52.645	12	39.678	30.450	44.612	1:54.740
5	37.346	29.214	44.813	1:51.373					
6	37.864	<b>29.023</b>	45.718	1:52.605					
7	37.430	29.642	45.111	1:52.183					

The results are provisional until the expiration of the time limit for protests and appeals.

  
Chief Timekeeper - Scott Laing

  
Race Director - Mark Hancock



[www.computime.com.au](http://www.computime.com.au)  
COMPUTIME RACE TIMING SYSTEMS PTY LTD





**Round 2  
Canberra - ACT  
18 & 19 April 2026**



**MAXXIS MX3  
Moto 1**

Date: 19/04/26  
Event: R03  
Weather: Sunny - Temp: 13.7C  
Track: Rutted

Started at: 11:19:01  
Laps: 20 Min + 1 Lap  
Starters: 39  
Posted at: 11:49 AM

**PROVISIONAL FASTEST LAPS SEQUENCE**

Lap	Race Pos	No	Name	Machine	Fastest Lap	On Lap
1	1	254	Jack DEVESON (NSW)	Yamaha YZF 250	2:17.051	1
2	1	254	Jack DEVESON (NSW)	Yamaha YZF 250	1:48.601	2
2	2	96	Hayden DRAPER (National)	Yamaha YZF 250	1:48.083	2
3	1	254	Jack DEVESON (NSW)	Yamaha YZF 250	1:47.487	3
4	1	96	Hayden DRAPER (National)	Yamaha YZF 250	1:47.104	4
4	4	32	Jobe DUNNE JVIC)	Yamaha YZF 250	1:47.036	4
5	1	96	Hayden DRAPER (National)	Yamaha YZF 250	1:46.861	5
6	1	96	Hayden DRAPER (National)	Yamaha YZF 250	1:45.618	6

The results are provisional until the expiration of the time limit for protests and appeals.

*Scott Laing*  
Chief Timekeeper - Scott Laing

*Mark Hancock*  
Race Director - Mark Hancock



[www.computime.com.au](http://www.computime.com.au)  
COMPUTIME RACE TIMING SYSTEMS PTY LTD





# Round 2 Canberra - ACT 18 & 19 April 2026



## MAXXIS MX3

### Moto 1

Date: 19/04/26  
Event: R03  
Weather: Sunny - Temp: 13.7C  
Track: Rutted

Started at: 11:19:01  
Laps: 20 Min + 1 Lap  
Starters: 39  
Posted at: 11:49 AM

### PROVISIONAL LAP SHEET

No	Lap Time	Gap	No	Lap Time	Gap	No	Lap Time	Gap	No	Lap Time	Gap	No	Lap Time	Gap
<b>Lap 1</b>			51	2:56.814	39.763	9	2:01.872	49.045	23	1:55.168	54.596	259	1:56.346	58.334
254	2:17.051		5	3:07.749	50.698	116	2:08.375	51.182	350	1:57.975	54.858	145	1:53.980	59.187
96	2:19.826	2.775	610	3:14.701	57.650	51	2:01.192	52.354	145	1:56.586	55.491	5	1:52.442	59.892
14	2:21.617	4.566	<b>Lap 2</b>			5	1:50.583	52.680	5	1:52.541	57.734	350	2:00.307	1:04.881
125	2:24.085	7.034	254	1:48.601		169	2:11.699	54.812	9	1:58.851	1:00.409	610	1:52.645	1:05.701
8	2:24.546	7.495	96	1:48.083	2.257	610	1:50.041	59.090	610	1:51.737	1:03.340	10	2:16.474	1:07.889
25	2:25.892	8.841	14	1:49.474	5.439	<b>Lap 3</b>			51	2:00.185	1:05.052	262	2:04.504	1:08.366
658	2:26.651	9.600	8	1:49.408	8.302	254	1:47.487		169	1:59.056	1:06.381	9	1:59.452	1:09.577
35	2:28.200	11.149	25	1:48.905	9.145	96	1:48.410	3.180	116	2:03.518	1:07.213	169	1:55.707	1:11.804
38	2:28.524	11.473	658	1:51.693	12.692	14	1:50.405	8.357	<b>Lap 4</b>			51	1:59.119	1:13.887
22	2:29.170	12.119	32	1:48.810	13.287	32	1:48.445	14.245	96	1:47.104		23	2:09.683	1:13.995
130	2:29.859	12.808	38	1:50.876	13.748	38	1:50.873	17.134	254	1:51.450	1.166	116	2:01.240	1:18.169
32	2:30.129	13.078	35	1:51.885	14.433	22	1:51.860	19.830	14	1:52.111	10.184	<b>Lap 5</b>		
6	2:30.567	13.516	22	1:51.939	15.457	275	1:51.064	20.050	32	1:47.036	10.997	96	1:46.861	
275	2:31.634	14.583	275	1:50.491	16.473	658	1:55.550	20.755	38	1:48.691	15.541	32	1:47.246	11.382
295	2:32.617	15.566	6	1:51.637	16.552	6	1:54.064	23.129	22	1:48.488	18.034	14	1:49.449	12.772
355	2:34.329	17.278	295	1:51.929	18.894	295	1:52.904	24.311	275	1:48.833	18.599	254	1:59.617	13.922
618	2:37.272	20.221	130	1:55.431	19.638	25	2:04.075	25.733	6	1:49.796	22.641	38	1:48.729	17.409
12	2:38.611	21.560	355	1:53.485	22.162	130	1:55.813	27.964	658	1:53.520	23.991	22	1:47.249	18.422
164	2:39.809	22.758	618	1:53.562	25.182	125	1:51.232	29.298	25	1:48.843	24.292	275	1:49.908	21.646
215	2:40.276	23.225	125	2:07.120	25.553	355	1:54.996	29.671	295	1:52.198	26.225	6	1:50.381	26.161
64	2:41.290	24.239	12	1:54.631	27.590	52	1:50.557	30.911	6	1:49.796	22.641	25	1:50.628	28.059
52	2:42.142	25.091	52	1:51.351	27.841	35	2:05.283	32.229	22	1:48.488	18.034	658	1:52.971	30.101
75	2:42.562	25.511	164	1:56.985	31.142	618	1:55.275	32.970	275	1:48.833	18.599	295	1:51.976	31.340
10	2:43.347	26.296	75	1:55.108	32.018	12	1:54.443	34.546	6	1:49.796	22.641	125	1:51.591	37.819
259	2:44.205	27.154	215	1:58.835	33.459	75	1:53.171	37.702	32	1:47.036	10.997	355	1:52.163	40.752
74	2:45.254	28.203	10	1:56.521	34.216	8	2:18.013	38.828	38	1:48.691	15.541	52	1:51.691	43.025
27	2:45.920	28.869	64	2:01.235	36.873	164	1:55.671	39.326	22	1:48.488	18.034	35	1:54.504	45.346
145	2:46.081	29.030	27	1:58.674	38.942	10	1:54.970	41.699	275	1:48.833	18.599	75	1:54.071	47.319
262	2:47.270	30.219	259	2:00.842	39.395	215	1:58.204	44.176	6	1:49.796	22.641	130	1:57.385	47.773
350	2:48.106	31.055	26	1:55.871	39.513	26	1:55.266	47.292	658	1:53.520	23.991	8	1:53.855	48.098
116	2:48.459	31.408	425	1:56.322	40.844	64	1:59.444	48.830	25	1:48.843	24.292	12	1:56.639	49.320
169	2:48.765	31.714	262	2:00.453	42.071	425	1:55.688	49.045	295	1:52.198	26.225	164	1:57.861	57.560
26	2:49.294	32.243	74	2:04.563	44.165	27	1:58.735	50.190	6	1:49.796	22.641	125	1:51.591	37.819
425	2:50.174	33.123	350	2:01.916	44.370	74	1:55.112	51.790	22	1:48.488	18.034	355	1:52.163	40.752
9	2:52.825	35.774	145	2:05.963	46.392	259	2:00.364	52.272	275	1:48.833	18.599	52	1:51.691	43.025
23	2:55.493	38.442	23	1:57.074	46.915	262	1:59.562	54.146	6	1:49.796	22.641	35	1:54.504	45.346
									12	1:55.280	39.542	75	1:54.071	47.319
									75	1:52.691	40.109	130	1:57.385	47.773
									8	1:52.560	41.104	8	1:53.855	48.098
									164	1:57.518	46.560	12	1:56.639	49.320
									26	1:53.631	50.639	164	1:57.861	57.560
									425	1:52.948	51.709	425	1:53.398	58.246
									215	2:00.093	53.985	26	1:56.476	1:00.254
									27	1:55.103	55.009	27	1:54.379	1:02.527
									618	2:14.374	57.060	74	1:53.661	1:04.156
									74	1:55.850	57.356			
									64	1:59.059	57.605			

*Scott Laing*  
Chief Timekeeper - Scott Laing

*Mark Hancock*  
Race Director - Mark Hancock



[www.computime.com.au](http://www.computime.com.au)  
COMPUTIME RACE TIMING SYSTEMS PTY LTD









# Round 2 Canberra - ACT 18 & 19 April 2026



## MAXXIS MX3 Moto 1


Date: 19/04/26  
Event: R03  
Weather: Sunny - Temp: 13.7C  
Track: Rutted

Started at: 11:19:01  
Laps: 20 Min + 1 Lap  
Starters: 39  
Posted at: 11:49 AM

### PROVISIONAL LAP CHART

Name	Grid	1	2	3	4	5	6	7	8	9	10	11	12	Name
J. DEVESON	254	254	254	254	99	99	99	99	99	99	99	99	99	H. DRAPER
C. ROWE	25	96	96	96	254	32	14	14	14	14	14	275	275	R. BURGESS
S. MORROW	24	14	14	14	14	14	254	254	32	275	275	14	14	H. FISHER
H. DRAPER	96	125	8	32	32	254	38	32	275	32	32	32	32	J. DUNNE
H. FISHER	14	8	25	38	38	38	32	38	254	38	38	38	38	H. DOWNIE
R. BURGESS	275	25	658	22	22	22	22	275	38	22	25	25	295	S. THOMAS
J. DUNNE	32	658	32	275	275	275	275	22	22	254	295	25	25	C. ROWE
D. KREMER	5	35	38	658	6	6	25	25	25	25	295	254	254	J. DEVESON
H. DAVY	125	38	35	6	658	25	6	6	6	6	6	6	6	M. COMPTON
M. COMPTON	6	22	22	295	25	658	658	295	295	295	658	658	125	H. DAVY
H. DOWNIE	38	130	275	25	295	295	295	658	658	658	125	125	658	M. BROWN
J. ELLINGHAM	22	32	6	130	125	125	125	125	125	125	52	52	52	J. FULLER
C. BOWMAN	26	6	295	125	355	355	355	355	52	52	355	355	355	J. McHUGH
M. BROWN	658	275	130	355	130	52	52	52	355	355	8	8	8	R. ROSSITER
J. FULLER	52	295	355	52	35	35	35	35	35	35	35	35	35	L. ALLEN
O. BIRKITT	610	355	618	35	52	75	8	8	8	8	75	75	75	C. FORD
N. PERRETT	130	618	125	618	12	130	75	75	75	75	22	22	22	J. ELLINGHAM
C. FORD	75	12	12	12	75	8	130	12	130	74	74	74	74	R. MATTHEWS-TAYLOR
C. EISEL	23	164	52	75	8	12	12	130	74	130	130	130	130	N. PERRETT
R. ROSSITER	8	215	164	8	164	164	425	425	12	26	26	26	26	C. BOWMAN
L. ALLEN	35	64	75	164	26	425	26	74	26	27	27	5	5	D. KREMER
J. McHUGH	355	52	215	10	425	26	74	26	27	5	5	27	27	R. LAWLER
L. FARR	618	75	10	215	215	27	164	27	610	610	610	610	610	O. BIRKITT
S. THOMAS	295	10	64	26	27	74	27	5	5	164	145	145	145	J. KOLB
C. CADD	164	259	27	64	618	215	5	610	164	145	164	164	164	C. CADD
J. WALSH	425	74	259	425	74	5	610	164	145	215	215	350	350	D. GROMBALL
N. JAMES	51	27	26	27	64	618	215	145	215	350	350	215	215	F. STAMPE
T. SCHULENBURG	10	145	425	74	259	610	618	215	350	12	259	259	259	J. McCLOSKEY
J. McCLOSKEY	259	262	262	259	145	145	145	618	259	259	618	618	618	L. FARR
R. MATTHEWS-TAYLOR	74	350	74	262	5	259	259	259	618	618	23	23	23	C. EISEL
J. KOLB	145	116	350	23	350	64	350	350	64	23	64	64	64	L. ROCHE
R. LAWLER	27	169	145	350	610	350	64	64	23	64	12	9	9	K. LITTLE
K. LITTLE	9	26	23	145	10	10	10	10	10	262	262	262	262	J. MILLER
J. MILLER	262	425	9	5	262	262	169	23	262	9	9	169	169	T. WILLIAMS
R. TONGUE	116	9	116	9	9	169	262	262	9	169	169	12	12	J. TAPLIN
L. ROCHE	64	23	51	610	169	9	23	169	169	51	116	116	116	R. TONGUE
D. GROMBALL	350	51	5	51	51	23	9	9	51	116	51	51	51	N. JAMES
F. STAMPE	215	5	169	169	23	51	51	51	116	10	10	10	10	T. SCHULENBURG
T. WILLIAMS	169	610	610	116	116	116	116	116	425	425	425	425	425	J. WALSH
J. TAPLIN	12													

The results are provisional until the expiration of the time limit for protests and appeals.

  
Chief Timekeeper - Scott Laing

  
Race Director - Mark Hancock



[www.computime.com.au](http://www.computime.com.au)  
COMPUTIME RACE TIMING SYSTEMS PTY LTD





# Round 2 Canberra - ACT 18 & 19 April 2026



## MAXXIS MX3

### Moto 1

Date: 19/04/26  
Event: R03  
Weather: Sunny - Temp: 13.7C  
Track: Rutted

Started at: 11:19:01  
Laps: 20 Min + 1 Lap  
Starters: 39  
Posted at: 11:49 AM

### PROVISIONAL BEST SECTOR TIMES

Sector 1			Sector 2			Sector 3			Lap	
Pos	Name	Time	Name	Time	Name	Time	Name	Ideal	Fastest	
1	H. DRAPER	34.901	J. DEVESON	27.748	J. DUNNE	42.121	H. DRAPER	1:45.578	1:45.618	
2	R. BURGESS	35.706	C. ROWE	28.159	H. DRAPER	42.376	J. DUNNE	1:46.297	1:47.036	
3	D. KREMER	35.727	J. DUNNE	28.198	J. ELLINGHAM	42.600	R. BURGESS	1:46.744	1:48.254	
4	J. DUNNE	35.978	J. ELLINGHAM	28.227	R. BURGESS	42.679	J. ELLINGHAM	1:47.110	1:47.249	
5	J. DEVESON	36.179	H. FISHER	28.256	H. DOWNIE	42.822	J. DEVESON	1:47.139	1:47.487	
6	S. THOMAS	36.223	H. DRAPER	28.301	M. COMPTON	43.135	H. DOWNIE	1:47.421	1:48.427	
7	H. DAVY	36.249	H. DOWNIE	28.331	S. THOMAS	43.151	H. FISHER	1:47.813	1:48.898	
8	H. DOWNIE	36.268	R. ROSSITER	28.356	J. DEVESON	43.212	S. THOMAS	1:48.239	1:49.874	
9	J. ELLINGHAM	36.283	R. BURGESS	28.359	H. FISHER	43.217	C. ROWE	1:48.543	1:48.843	
10	H. FISHER	36.340	J. McHUGH	28.512	J. FULLER	43.525	H. DAVY	1:48.906	1:51.203	
11	O. BIRKITT	36.510	S. THOMAS	28.865	R. MATTHEWS-TAYLO	43.674	M. COMPTON	1:49.035	1:49.796	
12	C. ROWE	36.529	J. FULLER	28.890	H. DAVY	43.707	J. FULLER	1:49.356	1:49.909	
13	M. COMPTON	36.583	H. DAVY	28.950	M. BROWN	43.716	R. ROSSITER	1:49.408	1:49.408	
14	M. BROWN	36.873	O. BIRKITT	29.023	C. ROWE	43.855	O. BIRKITT	1:49.685	1:50.041	
15	R. ROSSITER	36.909	J. TAPLIN	29.055	R. ROSSITER	44.143	M. BROWN	1:49.850	1:51.234	
16	J. FULLER	36.941	D. KREMER	29.100	O. BIRKITT	44.152	D. KREMER	1:49.951	1:50.583	
17	J. WALSH	37.093	C. BOWMAN	29.189	C. FORD	44.491	R. MATTHEWS-T	1:50.088	1:50.740	
18	J. McHUGH	37.140	J. WALSH	29.192	D. GROMBALL	44.493	J. McHUGH	1:50.300	1:51.123	
19	R. MATTHEWS-TAYLO	37.205	R. MATTHEWS-TAYLO	29.209	J. McHUGH	44.648	J. WALSH	1:50.997	1:52.930	
20	C. BOWMAN	37.244	L. ALLEN	29.248	J. WALSH	44.712	C. FORD	1:51.544	1:52.424	
21	L. ALLEN	37.481	M. BROWN	29.261	L. ALLEN	44.902	L. ALLEN	1:51.631	1:51.885	
22	C. FORD	37.670	J. KOLB	29.308	R. LAWLER	44.990	C. BOWMAN	1:51.635	1:53.631	
23	J. TAPLIN	37.752	M. COMPTON	29.317	D. KREMER	45.124	R. LAWLER	1:52.650	1:53.253	
24	T. WILLIAMS	37.765	C. FORD	29.383	C. BOWMAN	45.202	J. TAPLIN	1:52.920	1:54.443	
25	R. LAWLER	37.921	C. EISEL	29.623	C. EISEL	45.316	D. GROMBALL	1:53.255	1:54.930	
26	L. FARR	38.209	N. PERRETT	29.679	T. SCHULENBURG	45.363	J. KOLB	1:53.420	1:53.980	
27	C. CADD	38.375	C. CADD	29.728	J. KOLB	45.525	C. EISEL	1:53.490	1:55.168	
28	J. McCLOSKEY	38.418	L. FARR	29.732	L. FARR	45.621	L. FARR	1:53.562	1:53.562	
29	F. STAMPE	38.530	R. LAWLER	29.739	N. PERRETT	45.659	N. PERRETT	1:54.239	1:55.431	
30	C. EISEL	38.551	J. McCLOSKEY	29.748	J. TAPLIN	46.113	T. WILLIAMS	1:54.532	1:55.707	
31	J. KOLB	38.587	F. STAMPE	29.902	C. CADD	46.510	C. CADD	1:54.613	1:55.671	
32	D. GROMBALL	38.729	D. GROMBALL	30.033	T. WILLIAMS	46.519	T. SCHULENBURG	1:54.730	1:54.970	
33	N. PERRETT	38.901	T. SCHULENBURG	30.119	K. LITTLE	46.670	F. STAMPE	1:55.197	1:56.936	
34	T. SCHULENBURG	39.248	N. JAMES	30.124	F. STAMPE	46.765	J. McCLOSKEY	1:55.393	1:56.346	
35	K. LITTLE	39.276	T. WILLIAMS	30.248	L. ROCHE	47.140	K. LITTLE	1:56.471	1:58.738	
36	J. MILLER	39.640	K. LITTLE	30.525	J. McCLOSKEY	47.227	N. JAMES	1:57.080	1:58.114	
37	N. JAMES	39.677	J. MILLER	30.691	N. JAMES	47.279	J. MILLER	1:57.689	1:58.106	
38	R. TONGUE	39.978	L. ROCHE	30.775	J. MILLER	47.358	L. ROCHE	1:58.294	1:59.059	
39	L. ROCHE	40.379	R. TONGUE	31.166	R. TONGUE	47.446	R. TONGUE	1:58.590	2:00.106	

The results are provisional until the expiration of the time limit for protests and appeals.

  
Chief Timekeeper - Scott Laing

  
Race Director - Mark Hancock



[www.computime.com.au](http://www.computime.com.au)  
COMPUTIME RACE TIMING SYSTEMS PTY LTD





**Round 2**  
**Canberra - ACT**  
**18 & 19 April 2026**



**MAXXIS**

**MAXXIS MX3**  
**PROVISIONAL PROGRESSIVE ROUND POINTS**

**MAXXIS MX3**

Pos	No	Name	Machine	Rnd 2 Moto 1	Total
1	96	Hayden DRAPER	Yamaha	25	25
2	275	Riley BURGESS	TBA	22	22
3	14	Heath FISHER	Honda	20	20
4	32	Jobe DUNNE	Yamaha	18	18
5	38	Hayden DOWNIE	Yamaha	16	16
6	295	Seth THOMAS	GasGas	15	15
7	25	Cooper ROWE	Yamaha	14	14
8	254	Jack DEVESON	Yamaha	13	13
9	6	Max COMPTON	Honda	12	12
10	125	Heath DAVY	Yamaha	11	11
11	658	Mason BROWN	Honda	10	10
12	52	Jackson FULLER	KTM	9	9
13	355	Justin McHUGH	Yamaha	8	8
14	8	Rafael ROSSITER	Yamaha	7	7
15	35	Lachlan ALLEN	Yamaha	6	6
16	75	Cooper FORD	KTM	5	5
17	22	Jack ELLINGHAM	Honda	4	4
18	74	Ryder MATTHEWS-TAYLOR	Husqvarna	3	3
19	130	Nate PERRETT	KTM	2	2
20	26	Cooper BOWMAN	Husqvarna	1	1

  
Chief Timekeeper - Scott Laing

  
Race Director - Mark Hancock



[www.computime.com.au](http://www.computime.com.au)  
COMPUTIME RACE TIMING SYSTEMS PTY LTD





**Round 2  
Canberra - ACT  
18 & 19 April 2026**



**MAXXIS**

**MAXXIS MX3  
PROVISIONAL PROGRESSIVE CHAMPIONSHIP POINTS**

**MAXXIS MX3**

Pos	No	Name	Machine	Rnd 1 Wthgi	Rnd 2 Moto 1	Total
1	96	Hayden DRAPER	Yamaha	45	25	70
2	254	Jack DEVESON	Yamaha	47	13	60
3	275	Riley BURGESS	TBA	35	22	57
4	14	Heath FISHER	Honda	33	20	53
5	52	Jackson FULLER	KTM	38	9	47
6	295	Seth THOMAS	GasGas	30	15	45
7	32	Jobe DUNNE	Yamaha	20	18	38
8	38	Hayden DOWNIE	Yamaha	22	16	38
9		Kyle HARVEY	KTM	25		25
10	74	Ryder MATTHEWS-TAYLOR	Husqvarna	19	3	22
11	35	Lachlan ALLEN	Yamaha	16	6	22
12		Drew KREMER	GasGas	21		21
13	22	Jack ELLINGHAM	Honda	17	4	21
14	75	Cooper FORD	KTM	15	5	20
15		Corey EISEL	Honda	18		18
16		Seth MORROW	Honda	15		15
17	25	Cooper ROWE	Yamaha		14	14
18	6	Max COMPTON	Honda		12	12
19		Jackson WALSH	Husqvarna	12		12
20	125	Heath DAVY	Yamaha		11	11
21	658	Mason BROWN	Honda		10	10
22	355	Justin McHUGH	Yamaha		8	8
23		Nate EBBECK	KTM	8		8
24	8	Rafael ROSSITER	Yamaha		7	7
25		Peter WOLFE	Husqvarna	4		4
26	130	Nate PERRETT	KTM		2	2
27	26	Cooper BOWMAN	Husqvarna		1	1
28		Dylan GROMBALL	Stark	1		1
29		Ritchie LAWLER	KTM	1		1

  
Chief Timekeeper - Scott Laing

  
Race Director - Mark Hancock



[www.computime.com.au](http://www.computime.com.au)  
COMPUTIME RACE TIMING SYSTEMS PTY LTD





**Round 2  
Canberra - ACT  
18 & 19 April 2026**



**MAXXIS MX3  
Moto 1**

Date: 19/04/26  
Event: R03  
Weather: Sunny - Temp: 13.7C  
Track: Rutted

Started at: 11:19:01  
Laps: 20 Min + 1 Lap  
Starters: 39  
Posted at: 11:49 AM

**PROVISIONAL RACE INFORMATION**

Time	Description
11:13:05	SIGHTING LAP STARTED
11:19:01	Event Start
11:19:27	Rider 22 (Jack ELLINGHAM) HOLE SHOT
11:20:46	Rider 24 (Seth MORROW) RETIRED - MECHANICAL
11:25:28	Rider 23 (Corey EISEL) TRANSPONDER LOW BATTERY
11:41:04	Chequered Flag
11:43:02	Event Finish

The results are provisional until the expiration of the time limit for protests and appeals.

*Scott Laing*

Chief Timekeeper - Scott Laing

*Mark Hancock*

Race Director - Mark Hancock



[www.computime.com.au](http://www.computime.com.au)  
COMPUTIME RACE TIMING SYSTEMS PTY LTD

