



Round 2 Canberra - ACT 18 & 19 April 2026



MAXXIS

MAXXIS MX3

Moto 2

Date: 19/04/26
Event: R06
Weather: Sunny - Temp: 18.2C
Track: Rutted

Started at: 13:57:04
Laps: 20 Min + 1 Lap
Starters: 39
Posted at: 2:27 PM

PROVISIONAL CLASSIFICATION

Pos	No	Name	Machine	Laps	Race Time	Behind Leader	Behind Prev	Fastest Lap	On Lap
1	96	Hayden DRAPER (National) / Monster Energy WBR Yamaha	Yamaha YZF 250	13	23:33.287			1:44.398	3
2	22	Jack ELLINGHAM (NSW)	Honda CRF 250	13	23:48.764	15.477	15.477	1:43.589	2
3	25	Cooper ROWE (NSW)	Yamaha YZF 250	13	23:51.916	18.629	3.152	1:44.365	4
4	275	Riley BURGESS (NSW) / Boyds Moto Racing / Coastal MCC / Flight Centre / Atlantic Oils / Hostile Handwear	KTM SXF 250	13	24:01.008	27.721	9.092	1:46.240	4
5	125	Heath DAVY (QLD)	Yamaha YZF 250	13	24:03.533	30.246	2.525	1:46.083	4
6	38	Hayden DOWNIE (QLD) / XLR Team / Always Livin / Fresh Ink Design / 00 Elite Rider Trng / Flowrite Plumb.	Yamaha YZF 250	13	24:04.970	31.683	1.437	1:47.042	7
7	610	Ollie BIRKITT (WA) / KTM Aust. / Motorex / TroyLee Designs / SKDA / Funnelweb Filters / ODI / Pirelli	KTM SXF 250	13	24:10.272	36.985	5.302	1:46.849	3
8	52	Jackson FULLER (QLD) / KTM Racing Team	KTM SXF 250	13	24:10.846	37.559	.574	1:45.754	8
9	295	Seth THOMAS (NSW) / GasGas Australia	GasGas MC 250	13	24:23.397	50.110	12.551	1:46.503	10
10	32	Jobe DUNNE (VIC) / GYTR Yamaha Junior Race Team	Yamaha YZF 250	13	24:24.216	50.929	.819	1:46.483	4
11	24	Seth MORROW (QLD) / Honda Ride Red / SKDA / JR Factory Serv. / Forth / Fist Handwear / Pirelli	Honda CRF 250	13	24:32.374	59.087	8.158	1:46.708	9
12	658	Mason BROWN (WA) / BCP Factory Junior Honda Racing	Honda CRF 250	13	24:33.627	1:00.340	1.253	1:48.457	9
13	5	Drew KREMER (NSW) / Newcastle Powersports	GasGas MC 250	13	24:37.451	1:04.164	3.824	1:48.579	2
14	6	Max COMPTON (NSW) / Honda Aust. / Rockafella Racing / Thor / Michelin / 6D helmet	Honda CRF 250	13	24:39.533	1:06.246	2.082	1:46.161	6
15	355	Justin McHUGH (NSW) / Trooper Lu's Garage	Yamaha YZF 250	13	24:40.315	1:07.028	.782	1:48.974	3
16	14	Heath FISHER (QLD) / Honda Racing Australia	Honda CRF 250	13	24:41.925	1:08.638	1.610	1:48.448	11
17	425	Jackson WALSH (QLD) / JR's Motorcycles / Towers Concrete	Husqvarna FC 250	13	24:47.532	1:14.245	5.607	1:49.341	6
18	35	Lachlan ALLEN (QLD) / GYTR Yamaha Junior Racing / Yamaha / Yamalube / GYTR / ShopYamaha	Yamaha YZF 250	13	24:53.056	1:19.769	5.524	1:50.011	6
19	130	Nate PERRETT (QLD) / KTM Junior Racing Team / Motorex / Troy Lee Designs / Pirelli Tyres / SKDA	KTM SXF 250	13	24:56.183	1:22.896	3.127	1:50.454	10
20	74	Ryder MATTHEWS-TAYLOR (WA) / Husqvarna / West Coast M-c / The Underclass / Apro Motorsport / Michelin	Husqvarna FC 250	13	25:00.855	1:27.568	4.672	1:50.781	4
21	23	Corey EISEL (NSW) / Moto1 M-c / Honda Aust. / MPE Susp. / Pro Honda Oil / Pirelli / RK Chains	Honda CRF 250	13	25:02.882	1:29.595	2.027	1:50.125	5
22	75	Cooper FORD (TAS) / KTM / Motorex / Pirelli / Forth / FIST / TLD Helmets / Weare Lusty / ODI	KTM SXF 250	13	25:09.223	1:35.936	6.341	1:51.197	9
23	169	Tyson WILLIAMS (NSW) / Two Wheel Obsession / Thee Group / Holdsworth Foundation / Rebel Awakening	Yamaha YZF 250	13	25:10.035	1:36.748	.812	1:50.136	13
24	26	Cooper BOWMAN (NSW) / Underclass / Capital Ride Co / Streamline Moto / MX R&D / Pirelli / Griggs Earthm.	Husqvarna FC 250	13	25:12.444	1:39.157	2.409	1:51.764	5
25	215	Frederik STAMPE (VIC)	Yamaha YZF 250	13	25:13.208	1:39.921	.764	1:50.359	4

Chief Timekeeper - Scott Laing

Race Director - Mark Hancock



www.computime.com.au
COMPUTIME RACE TIMING SYSTEMS PTY LTD





Round 2 Canberra - ACT 18 & 19 April 2026



MAXXIS MX3 Moto 2

Date: 19/04/26
Event: R06
Weather: Sunny - Temp: 18.2C
Track: Rutted


Started at: 13:57:04
Laps: 20 Min + 1 Lap
Starters: 39
Posted at: 2:27 PM


PROVISIONAL CLASSIFICATION

Pos	No	Name	Machine	Laps	Race Time	Behind Leader	Behind Prev	Fastest Lap	On Lap
26	618	Levi FARR (WA) / Webdrill / Liquid Army / Mudex / Blueprint / TDA / Maxxis / Underclass	KTM SXF 250	13	25:22.309	1:49.022	9.101	1:49.969	2
27	164	Cambell CADD (SA) / Team47 Racing / Quin M-sports / MJG Engrng / The Underclass / Perform. Moto	KTM SXF 250	12	23:39.821	1 Lap		1:51.204	6
28	254	Jack DEVESON (NSW) / Monster Energy WBR Yamaha	Yamaha YZF 250	12	23:42.216	1 Lap	2.395	1:46.405	2
29	259	Joshua McCLOSKEY (NSW) / MCD Racing / Rylson Design / Excite Motorsports	Yamaha YZF 250	12	23:51.139	1 Lap	8.923	1:51.285	6
30	8	Rafael ROSSITER (NSW) / Streamline Moto / Underclass	Yamaha YZF 250	12	23:55.816	1 Lap	4.677	1:49.053	6
31	262	Joshua MILLER (QLD) / Team Moto Enoggera / Walls Sand & Gravel Warwick / Holeshoot Graphics	Yamaha YZF 250	12	24:07.992	1 Lap	12.176	1:53.596	8
32	51	Noah JAMES (VIC) / TJ Pool Construction / Indepth Civil	Husqvarna FC 250	12	24:19.933	1 Lap	11.941	1:52.475	6
33	10	Taj SCHULENBURG (VIC) / Pro Honda / Thor / Michelin 6D Helmets	Honda CRF 250	12	24:22.164	1 Lap	2.231	1:54.833	4
34	9	Kye LITTLE (SA) / Coast P-sports / Dirt Bike Services / POD / Strike Seats / Scotcher Race Fuels	KTM SXF 250	12	24:27.078	1 Lap	4.914	1:54.604	2
35	64	Lachlan ROCHE (QLD) / Caloundra Motorcycle Centre	Yamaha YZF 250	12	24:41.071	1 Lap	13.993	1:55.785	2
36	12	Jake TAPLIN (NSW) / Coastal MCC / Hostile Racing / JBR Mining	KTM SXF 250	12	25:08.247	1 Lap	27.176	1:55.227	4
37	116	Riley TONGUE (NSW) / Coastal MCC / Amsoil / Hostile / Boyds Motor Surgery / Strike Seats	Honda CRF 250	12	25:33.928	1 Lap	25.681	1:55.649	2
DNF	27	Ritchie LAWLER (NSW) / Carr Brothers M-c / KTM / Boyds M-c Surgery / Boyds Moto Racing / Fox	KTM SXF 250	9	18:35.209	3 Laps		1:51.160	6
DNF	145	Jesse KOLB (VIC) / Impact Irrigation / Unique Collision / Pulse8 / Byrnerns M-c / Native Concepts	Husqvarna FC 250	9	20:40.113	3 Laps	2:04.904	1:50.378	4
DNF	350	Dylan GROMBALL (SA) / Banks Race Development / Stark Future / Aesthetic Caravans / DMP	Stark Varg 250	0		12 Laps			

Fastest Lap was 1:43.589 by 22 Jack ELLINGHAM (NSW)

The results are provisional until the expiration of the time limit for protests and appeals.


Chief Timekeeper - Scott Laing


Race Director - Mark Hancock



www.computime.com.au
COMPUTIME RACE TIMING SYSTEMS PTY LTD





Round 2 Canberra - ACT 18 & 19 April 2026



MAXXIS

MAXXIS MX3

Moto 2


Date: 19/04/26
Event: R06
Weather: Sunny - Temp: 18.2C
Track: Rutted

Started at: 13:57:04
Laps: 20 Min + 1 Lap
Starters: 39
Posted at: 2:27 PM

PROVISIONAL LAP TIMES

No	Name	Lap 1	Lap 2	Lap 3	Lap 4	Lap 5	Lap 6	Lap 7	Lap 8	Lap 9	Lap 10	Lap 11	Lap 12	Lap 13
5	Drew KREMER (NSW)	2:27.075	1:48.579	1:49.672	1:48.604	1:48.808	1:51.154	1:51.498	1:50.616	1:49.905	1:50.191	1:51.315	1:56.058	1:53.976
6	Max COMPTON (NSW)	2:30.310	1:47.021	1:47.594	1:50.834	1:48.771	1:46.161	1:48.059	1:46.723	1:47.936	1:59.983	1:51.177	1:54.153	2:00.811
8	Rafael ROSSITER (NSW)	2:39.842	1:52.451	2:40.713	1:50.813	1:52.752	1:49.053	1:50.873	1:52.518	1:51.330	1:52.017	1:52.292	1:51.162	
9	Kye LITTLE (SA)	2:38.670	1:54.604	1:56.244	2:14.111	1:56.396	1:58.075	1:57.481	1:57.298	1:58.046	1:59.451	1:59.174	1:57.528	
10	Taj SCHULENBURG (VIC)	2:40.111	1:57.392	1:56.191	1:54.833	1:56.690	1:58.332	1:55.636	1:59.850	2:04.349	2:00.188	2:02.329	1:56.263	
12	Jake TAPLIN (NSW)	2:43.958	1:57.491	1:57.231	1:55.227	1:57.414	1:55.922	1:56.695	2:00.002	2:03.115	2:10.494	2:19.264	2:11.434	
14	Heath FISHER (QLD)	2:39.120	1:52.815	1:49.723	1:50.456	1:50.875	1:49.030	1:51.710	1:50.369	1:48.906	1:49.520	1:48.448	1:49.502	1:51.451
22	Jack ELLINGHAM (NSW)	2:13.424	1:43.589	1:44.529	1:45.044	1:44.466	1:44.712	1:47.594	1:46.707	1:46.020	2:01.608	1:51.912	1:50.915	1:48.244
23	Corey EISEL (NSW)	2:37.548	1:53.340	1:53.322	1:50.855	1:50.125	1:50.666	1:51.870	1:53.699	1:51.780	1:53.039	1:53.053	1:52.521	1:51.064
24	Seth MORROW (QLD)	2:35.815	1:52.447	1:49.476	1:50.189	1:50.618	1:47.811	1:50.122	1:50.957	1:46.708	1:48.701	1:47.701	1:49.243	1:52.586
25	Cooper ROWE (NSW)	2:14.750	1:44.402	1:44.899	1:44.365	2:04.111	1:45.303	1:44.936	1:49.547	1:49.094	1:47.233	1:47.198	1:47.078	1:49.000
26	Cooper BOWMAN (NSW)	2:22.651	1:55.074	1:52.486	1:52.973	1:51.764	1:53.738	1:53.417	1:54.180	1:56.893	1:54.549	1:55.041	1:55.991	1:53.687
27	Ritchie LAWLER (NSW)	2:38.692	1:58.025	1:53.541	1:55.233	1:57.972	1:51.160	1:56.271	2:06.775	2:17.540				
32	Jobe DUNNE (VIC)	2:27.965	1:48.093	1:46.650	1:46.483	1:46.496	1:46.981	2:12.590	1:46.977	1:48.249	1:48.746	1:48.595	1:48.608	1:47.783
35	Lachlan ALLEN (QLD)	2:31.124	1:51.487	1:53.006	1:52.367	1:52.199	1:50.011	1:52.305	1:50.829	1:52.464	1:52.120	1:51.002	1:50.999	1:53.143
38	Hayden DOWNIE (QLD)	2:26.185	1:47.757	1:47.612	1:48.803	1:48.171	1:47.197	1:47.042	1:48.443	1:48.134	1:48.822	1:49.055	1:49.573	1:48.176
51	Noah JAMES (VIC)	3:23.691	1:55.700	1:54.508	1:54.123	1:52.986	1:52.475	1:53.152	1:54.632	1:55.392	1:55.561	1:53.286	1:54.427	
52	Jackson FULLER (QLD)	2:32.172	1:51.601	1:49.795	1:46.317	1:49.471	1:45.826	1:46.539	1:45.754	1:46.989	1:51.119	1:47.779	1:49.801	1:47.683
64	Lachlan ROCHE (QLD)	3:06.077	1:55.785	1:56.595	1:56.094	1:56.775	1:58.378	1:56.699	1:57.023	1:58.392	1:59.552	1:59.201	2:00.500	
74	Ryder MATTHEWS-TAYLOR (WA)	2:34.465	1:54.304	1:51.243	1:50.781	1:50.843	1:52.335	1:51.701	1:52.380	1:53.398	1:52.017	1:53.187	1:52.651	1:51.550
75	Cooper FORD (TAS)	2:32.732	1:52.943	1:52.502	1:51.552	1:51.548	1:51.498	1:51.744	1:52.481	1:51.197	1:53.779	1:51.923	2:01.520	1:53.804
96	Hayden DRAPER (National)	2:18.665	1:45.124	1:44.398	1:45.373	1:45.245	1:45.537	1:47.939	1:47.131	1:46.452	1:46.088	1:47.330	1:46.474	1:47.531
116	Riley TONGUE (NSW)	2:47.068	1:55.649	2:01.564	1:58.633	1:58.674	1:57.591	2:13.963	2:17.818	2:05.196	2:07.697	2:07.042	2:03.033	
125	Heath DAVY (QLD)	2:26.127	1:46.624	1:47.412	1:46.083	1:47.866	1:47.723	1:47.368	1:48.015	1:49.266	1:50.577	1:49.209	1:48.568	1:48.695
130	Nate PERRETT (QLD)	2:36.724	1:53.952	1:50.739	1:52.118	1:51.358	1:50.807	1:52.251	1:51.228	1:51.586	1:50.454	1:50.694	1:52.491	1:51.781
145	Jesse KOLB (VIC)	2:38.966	1:58.660	1:51.990	1:50.378	2:18.226	3:08.296	2:12.487	2:14.350	2:26.760				
164	Cambell CADD (SA)	2:42.656	1:57.021	1:55.435	1:55.721	1:51.944	1:51.204	1:53.231	1:53.115	1:52.627	1:53.596	1:55.551	1:57.720	
169	Tyson WILLIAMS (NSW)	2:40.381	1:55.283	1:51.411	1:50.726	1:51.366	1:51.176	1:58.783	1:53.780	1:52.268	1:51.213	1:51.569	1:51.943	1:50.136
215	Frederik STAMPE (VIC)	2:41.022	1:53.007	1:52.220	1:50.359	1:51.358	1:51.807	1:50.590	2:06.574	1:52.365	1:50.433	1:50.450	1:51.950	1:51.073
254	Jack DEVESON (NSW)	2:57.622	1:46.405	1:50.435	2:09.642	1:47.060	1:48.389	2:12.374	1:47.104	1:49.083	1:49.973	1:52.330	1:51.799	
259	Joshua McCLOSKEY (NSW)	2:35.050	1:55.145	1:55.985	2:08.621	1:52.327	1:51.285	1:54.002	1:53.971	1:59.328	1:56.121	1:55.533	1:53.771	
262	Joshua MILLER (QLD)	2:44.474	1:57.401	1:55.332	1:54.220	1:53.890	1:53.890	1:54.844	1:53.596	1:55.094	1:58.762	1:55.737	2:10.752	
275	Riley BURGESS (NSW)	2:20.230	1:46.455	1:46.569	1:46.240	1:47.690	1:47.336	1:47.237	1:47.438	1:48.824	1:49.666	1:50.025	1:50.677	1:52.621
295	Seth THOMAS (NSW)	2:36.008	1:50.669	1:50.138	1:50.263	1:50.126	1:46.993	1:47.985	1:49.488	1:48.406	1:46.503	1:48.492	1:49.007	1:49.319
355	Justin McHUGH (NSW)	2:29.161	1:50.299	1:48.974	1:50.209	1:52.334	1:51.311	1:52.096	1:50.836	1:51.320	1:50.920	1:50.566	1:51.127	1:51.162
425	Jackson WALSH (QLD)	2:34.028	1:50.797	1:49.989	1:50.536	1:50.577	1:49.341	1:50.225	1:51.439	1:52.098	1:51.874	1:52.061	1:50.646	1:53.921
610	Ollie BIRKITT (WA)	2:23.615	1:48.136	1:46.849	1:47.073	1:49.943	1:48.971	1:47.784	1:50.907	1:48.926	1:48.202	1:50.267	1:49.091	1:50.508
618	Levi FARR (WA)	2:31.720	1:49.969	1:50.525	1:52.344	1:54.931	1:55.443	1:51.892	1:59.576	1:55.100	1:53.261	1:53.086	1:59.271	1:55.191
658	Mason BROWN (WA)	2:26.453	1:54.181	1:49.919	1:49.115	1:49.228	1:52.130	1:50.404	1:49.082	1:48.457	1:50.229	1:50.612	1:51.678	1:52.139

The results are provisional until the expiration of the time limit for protests and appeals.


Chief Timekeeper - Scott Laing


Race Director - Mark Hancock



www.computime.com.au
COMPUTIME RACE TIMING SYSTEMS PTY LTD





Round 2 Canberra - ACT 18 & 19 April 2026



MAXXIS

MAXXIS MX3 Moto 2

Date: 19/04/26
Event: R06
Weather: Sunny - Temp: 18.2C
Track: Rutted

Started at: 13:57:04
Laps: 20 Min + 1 Lap
Starters: 39
Posted at: 2:27 PM

PROVISIONAL SECTOR TIMES

Lap	Sector 1	Sector 2	Sector 3	Lap Time	Lap	Sector 1	Sector 2	Sector 3	Lap Time
5 Drew KREMER (NSW) (13th)					11	37.491	29.643	45.158	1:52.292
1	1:11.566	30.598	44.911	2:27.075	12	36.383	29.638	45.141	1:51.162
2	35.691	29.690	43.198	1:48.579	9 Kye LITTLE (SA) (34th)				
3	36.098	29.303	44.271	1:49.672	1	1:17.533	31.717	49.420	2:38.670
4	35.600	29.483	43.521	1:48.604	2	37.310	30.624	46.670	1:54.604
5	35.410	29.407	43.991	1:48.808	3	38.208	30.369	47.667	1:56.244
6	36.474	30.848	43.832	1:51.154	4	38.971	30.599	1:04.541	2:14.111
7	36.153	30.855	44.490	1:51.498	5	38.926	31.102	46.368	1:56.396
8	36.693	30.085	43.838	1:50.616	6	40.758	30.152	47.165	1:58.075
9	36.481	29.373	44.051	1:49.905	7	38.751	31.715	47.015	1:57.481
10	35.596	29.301	45.294	1:50.191	8	39.335	30.492	47.471	1:57.298
11	36.985	30.081	44.249	1:51.315	9	38.579	30.915	48.552	1:58.046
12	37.262	30.895	47.901	1:56.058	10	40.098	29.871	49.482	1:59.451
13	37.313	30.500	46.163	1:53.976	11	41.985	30.031	47.158	1:59.174
6 Max COMPTON (NSW) (14th)					12	39.716	30.044	47.768	1:57.528
1	1:15.804	30.868	43.638	2:30.310	10 Taj SCHULENBURG (VIC) (33th)				
2	36.494	28.492	42.035	1:47.021	1	1:18.651	32.280	49.180	2:40.111
3	35.131	29.543	42.920	1:47.594	2	40.703	31.376	45.313	1:57.392
4	36.635	29.796	44.403	1:50.834	3	39.564	31.094	45.533	1:56.191
5	36.510	29.797	42.464	1:48.771	4	38.574	30.543	45.716	1:54.833
6	35.702	28.921	41.538	1:46.161	5	38.508	30.679	47.503	1:56.690
7	36.760	29.379	41.920	1:48.059	6	39.168	31.660	47.504	1:58.332
8	36.147	28.842	41.734	1:46.723	7	38.754	30.771	46.111	1:55.636
9	36.064	28.606	43.266	1:47.936	8	39.198	31.866	48.786	1:59.850
10	35.394	28.625	55.964	1:59.983	9	39.648	35.570	49.131	2:04.349
11	37.308	30.171	43.698	1:51.177	10	42.046	31.591	46.551	2:00.188
12	37.750	29.644	46.759	1:54.153	11	41.659	32.491	48.179	2:02.329
13	40.652	33.063	47.096	2:00.811	12	39.169	30.714	46.380	1:56.263
8 Rafael ROSSITER (NSW) (30th)					12 Jake TAPLIN (NSW) (36th)				
1	1:20.000	32.878	46.964	2:39.842	1	1:23.722	31.304	48.932	2:43.958
2	38.993	29.821	43.637	1:52.451	2	39.082	30.416	47.993	1:57.491
3	37.561	1:14.173	48.979	2:40.713	3	38.144	31.431	47.656	1:57.231
4	37.517	30.118	43.178	1:50.813	4	38.269	30.366	46.592	1:55.227
5	38.065	29.604	45.083	1:52.752	5	39.694	30.799	46.921	1:57.414
6	36.565	29.554	42.934	1:49.053	6	39.103	30.971	45.848	1:55.922
7	36.876	29.941	44.056	1:50.873	7	39.127	30.911	46.657	1:56.695
8	36.951	30.605	44.962	1:52.518	8	39.030	34.653	46.319	2:00.002
9	37.714	29.428	44.188	1:51.330	9	44.110	30.905	48.100	2:03.115
10	37.983	29.616	44.418	1:52.017					

Chief Timekeeper - Scott Laing

Race Director - Mark Hancock



www.computime.com.au
COMPUTIME RACE TIMING SYSTEMS PTY LTD





Round 2 Canberra - ACT 18 & 19 April 2026



MAXXIS

MAXXIS MX3 Moto 2

Date: 19/04/26
Event: R06
Weather: Sunny - Temp: 18.2C
Track: Rutted

Started at: 13:57:04
Laps: 20 Min + 1 Lap
Starters: 39
Posted at: 2:27 PM

PROVISIONAL SECTOR TIMES

Lap	Sector 1	Sector 2	Sector 3	Lap Time	Lap	Sector 1	Sector 2	Sector 3	Lap Time
10	42.643	34.343	53.508	2:10.494	7	37.772	30.277	43.821	1:51.870
11	39.340	30.123	1:09.801	2:19.264	8	39.038	30.503	44.158	1:53.699
12	46.866	35.246	49.322	2:11.434	9	36.226	29.877	45.677	1:51.780
14 Heath FISHER (QLD) (16th)					10	38.764	29.562	44.713	1:53.039
1	1:10.319	29.381	59.420	2:39.120	11	37.173	30.699	45.181	1:53.053
2	38.155	29.279	45.381	1:52.815	12	36.419	29.366	46.736	1:52.521
3	36.427	29.674	43.622	1:49.723	13	36.368	29.520	45.176	1:51.064
4	37.251	29.367	43.838	1:50.456	24 Seth MORROW (QLD) (11th)				
5	36.632	29.506	44.737	1:50.875	1	1:09.643	29.103	57.069	2:35.815
6	35.254	29.860	43.916	1:49.030	2	37.467	30.260	44.720	1:52.447
7	36.129	30.335	45.246	1:51.710	3	36.248	28.765	44.463	1:49.476
8	36.643	29.555	44.171	1:50.369	4	37.099	28.745	44.345	1:50.189
9	35.490	29.449	43.967	1:48.906	5	37.159	28.940	44.519	1:50.618
10	35.828	28.843	44.849	1:49.520	6	35.928	28.695	43.188	1:47.811
11	35.407	29.444	43.597	1:48.448	7	36.567	29.034	44.521	1:50.122
12	35.694	29.279	44.529	1:49.502	8	37.806	28.898	44.253	1:50.957
13	37.392	29.337	44.722	1:51.451	9	35.085	28.308	43.315	1:46.708
22 Jack ELLINGHAM (NSW) (2nd)					10	37.190	28.672	42.839	1:48.701
1	1:03.317	28.074	42.033	2:13.424	11	36.074	28.755	42.872	1:47.701
2	34.779	27.897	40.913	1:43.589	12	36.450	29.007	43.786	1:49.243
3	34.980	28.229	41.320	1:44.529	13	39.347	29.400	43.839	1:52.586
4	34.971	28.446	41.627	1:45.044	25 Cooper ROWE (NSW) (3rd)				
5	35.012	28.260	41.194	1:44.466	1	1:03.754	28.372	42.624	2:14.750
6	35.298	28.067	41.347	1:44.712	2	35.471	27.480	41.451	1:44.402
7	35.112	28.842	43.640	1:47.594	3	35.098	27.950	41.851	1:44.899
8	35.707	28.823	42.177	1:46.707	4	34.805	27.917	41.643	1:44.365
9	34.815	28.627	42.578	1:46.020	5	53.656	28.380	42.075	2:04.111
10	35.868	41.470	44.270	2:01.608	6	35.343	28.212	41.748	1:45.303
11	38.435	29.589	43.888	1:51.912	7	35.178	27.904	41.854	1:44.936
12	37.961	29.229	43.725	1:50.915	8	35.699	28.519	45.329	1:49.547
13	36.752	29.102	42.390	1:48.244	9	35.956	28.327	44.811	1:49.094
23 Corey EISEL (NSW) (21th)					10	35.460	28.281	43.492	1:47.233
1	1:17.948	32.299	47.301	2:37.548	11	35.963	28.099	43.136	1:47.198
2	38.315	30.012	45.013	1:53.340	12	35.425	28.399	43.254	1:47.078
3	38.216	30.312	44.794	1:53.322	13	35.529	28.653	44.818	1:49.000
4	37.122	30.289	43.444	1:50.855	26 Cooper BOWMAN (NSW) (24th)				
5	35.887	30.629	43.609	1:50.125	1	1:07.825	29.998	44.828	2:22.651
6	37.227	29.738	43.701	1:50.666	2	38.694	29.636	46.744	1:55.074

Chief Timekeeper - Scott Laing

Race Director - Mark Hancock



www.computime.com.au
COMPUTIME RACE TIMING SYSTEMS PTY LTD



MAXXIS

MAXXIS MX3 Moto 2

Date: 19/04/26
Event: R06
Weather: Sunny - Temp: 18.2C
Track: Rutted

Started at: 13:57:04
Laps: 20 Min + 1 Lap
Starters: 39
Posted at: 2:27 PM

PROVISIONAL SECTOR TIMES

Lap	Sector 1	Sector 2	Sector 3	Lap Time	Lap	Sector 1	Sector 2	Sector 3	Lap Time
3	37.759	30.389	44.338	1:52.486	3	37.508	29.351	46.147	1:53.006
4	38.476	30.817	43.680	1:52.973	4	37.366	29.891	45.110	1:52.367
5	37.368	30.405	43.991	1:51.764	5	38.599	29.270	44.330	1:52.199
6	39.292	30.713	43.733	1:53.738	6	37.427	29.269	43.315	1:50.011
7	38.431	30.075	44.911	1:53.417	7	37.824	29.626	44.855	1:52.305
8	38.861	30.027	45.292	1:54.180	8	37.109	29.884	43.836	1:50.829
9	39.130	30.973	46.790	1:56.893	9	38.332	29.569	44.563	1:52.464
10	39.620	30.071	44.858	1:54.549	10	37.964	29.408	44.748	1:52.120
11	38.895	30.556	45.590	1:55.041	11	37.782	29.569	43.651	1:51.002
12	39.193	30.784	46.014	1:55.991	12	37.141	29.737	44.121	1:50.999
13	38.834	30.084	44.769	1:53.687	13	38.196	30.292	44.655	1:53.143

27 Ritchie LAWLER (NSW) (DNF)

1	1:18.570	32.399	47.723	2:38.692
2	40.661	31.054	46.310	1:58.025
3	37.976	30.134	45.431	1:53.541
4	38.872	30.237	46.124	1:55.233
5	37.837	30.057	50.078	1:57.972
6	37.067	30.388	43.705	1:51.160
7	38.552	31.510	46.209	1:56.271
8	42.018	33.850	50.907	2:06.775
9	47.110	35.572	54.858	2:17.540

38 Hayden DOWNIE (QLD) (6th)

1	1:12.201	30.701	43.283	2:26.185
2	35.853	29.547	42.357	1:47.757
3	36.072	29.171	42.369	1:47.612
4	35.893	29.035	43.875	1:48.803
5	36.303	28.908	42.960	1:48.171
6	35.621	29.184	42.392	1:47.197
7	35.789	29.087	42.166	1:47.042
8	35.774	29.207	43.462	1:48.443
9	36.046	29.106	42.982	1:48.134
10	36.220	29.259	43.343	1:48.822
11	36.139	28.740	44.176	1:49.055
12	35.419	29.206	44.948	1:49.573
13	35.281	29.053	43.842	1:48.176

32 Jobe DUNNE (VIC) (10th)

1	1:14.231	29.226	44.508	2:27.965
2	35.757	29.120	43.216	1:48.093
3	36.057	28.971	41.622	1:46.650
4	35.803	28.631	42.049	1:46.483
5	35.462	28.756	42.278	1:46.496
6	35.170	29.147	42.664	1:46.981
7	35.468	28.636	1:08.486	2:12.590
8	35.773	28.879	42.325	1:46.977
9	36.406	29.268	42.575	1:48.249
10	36.551	29.637	42.558	1:48.746
11	34.982	29.687	43.926	1:48.595
12	35.577	29.515	43.516	1:48.608
13	35.700	29.243	42.840	1:47.783

51 Noah JAMES (VIC) (32th)

1	1:19.251	32.147	1:32.293	3:23.691
2	39.787	30.370	45.543	1:55.700
3	38.466	30.361	45.681	1:54.508
4	37.896	29.796	46.431	1:54.123
5	38.103	30.156	44.727	1:52.986
6	37.852	29.738	44.885	1:52.475
7	37.688	29.860	45.604	1:53.152
8	38.233	30.005	46.394	1:54.632
9	39.136	30.419	45.837	1:55.392
10	38.783	30.140	46.638	1:55.561
11	37.512	30.008	45.766	1:53.286
12	38.227	30.120	46.080	1:54.427

35 Lachlan ALLEN (QLD) (18th)

1	1:14.357	30.796	45.971	2:31.124
2	37.314	29.807	44.366	1:51.487

Chief Timekeeper - Scott Laing

Race Director - Mark Hancock





Round 2 Canberra - ACT 18 & 19 April 2026



MAXXIS MX3 Moto 2

Date: 19/04/26
Event: R06
Weather: Sunny - Temp: 18.2C
Track: Rutted

Started at: 13:57:04
Laps: 20 Min + 1 Lap
Starters: 39
Posted at: 2:27 PM

PROVISIONAL SECTOR TIMES

Lap	Sector 1	Sector 2	Sector 3	Lap Time	Lap	Sector 1	Sector 2	Sector 3	Lap Time
52 Jackson FULLER (QLD) (8th)					12	37.063	30.031	45.557	1:52.651
1	1:15.122	31.060	45.990	2:32.172	13	37.150	30.182	44.218	1:51.550
2	37.367	29.603	44.631	1:51.601	75 Cooper FORD (TAS) (22th)				
3	36.507	29.744	43.544	1:49.795	1	1:16.115	31.547	45.070	2:32.732
4	35.608	28.616	42.093	1:46.317	2	38.199	30.268	44.476	1:52.943
5	37.102	28.923	43.446	1:49.471	3	38.808	30.191	43.503	1:52.502
6	35.336	28.952	41.538	1:45.826	4	38.147	29.498	43.907	1:51.552
7	35.170	28.455	42.914	1:46.539	5	36.963	29.795	44.790	1:51.548
8	35.217	28.285	42.252	1:45.754	6	37.538	30.129	43.831	1:51.498
9	35.141	28.908	42.940	1:46.989	7	37.132	29.805	44.807	1:51.744
10	35.452	28.906	46.761	1:51.119	8	37.901	29.707	44.873	1:52.481
11	35.650	28.871	43.258	1:47.779	9	37.593	29.717	43.887	1:51.197
12	36.804	30.196	42.801	1:49.801	10	38.998	29.780	45.001	1:53.779
13	35.449	28.516	43.718	1:47.683	11	38.133	29.702	44.088	1:51.923
64 Lachlan ROCHE (QLD) (35th)					12	37.705	29.751	54.064	2:01.520
1	1:20.660	32.068	1:13.349	3:06.077	13	39.448	30.052	44.304	1:53.804
2	37.520	30.668	47.597	1:55.785	96 Hayden DRAPER (National) (1st)				
3	38.429	30.738	47.428	1:56.595	1	1:06.524	29.033	43.108	2:18.665
4	37.962	31.329	46.803	1:56.094	2	35.258	28.160	41.706	1:45.124
5	38.159	30.977	47.639	1:56.775	3	34.746	27.996	41.656	1:44.398
6	38.994	31.694	47.690	1:58.378	4	35.258	27.978	42.137	1:45.373
7	38.570	31.181	46.948	1:56.699	5	35.231	28.463	41.551	1:45.245
8	37.858	30.935	48.230	1:57.023	6	35.081	28.092	42.364	1:45.537
9	38.598	31.415	48.379	1:58.392	7	36.909	28.426	42.604	1:47.939
10	40.498	31.274	47.780	1:59.552	8	35.429	29.084	42.618	1:47.131
11	39.275	31.478	48.448	1:59.201	9	35.175	28.594	42.683	1:46.452
12	39.905	32.382	48.213	2:00.500	10	35.258	29.125	41.705	1:46.088
74 Ryder MATTHEWS-TAYLOR (WA) (20th)					11	35.206	28.697	43.427	1:47.330
1	1:15.412	31.406	47.647	2:34.465	12	35.051	28.946	42.477	1:46.474
2	37.625	30.040	46.639	1:54.304	13	35.830	28.900	42.801	1:47.531
3	36.768	29.575	44.900	1:51.243	116 Riley TONGUE (NSW) (37th)				
4	36.677	29.653	44.451	1:50.781	1	1:27.923	31.117	48.028	2:47.068
5	36.623	29.637	44.583	1:50.843	2	37.698	30.832	47.119	1:55.649
6	37.531	30.207	44.597	1:52.335	3	38.720	31.475	51.369	2:01.564
7	37.224	29.542	44.935	1:51.701	4	38.194	31.178	49.261	1:58.633
8	38.029	29.437	44.914	1:52.380	5	39.182	30.544	48.948	1:58.674
9	37.006	30.771	45.621	1:53.398	6	40.105	30.844	46.642	1:57.591
10	37.044	29.744	45.229	1:52.017	7	38.967	31.520	1:03.476	2:13.963
11	36.891	30.775	45.521	1:53.187					

Scott Laing
Chief Timekeeper - Scott Laing

Mark Hancock
Race Director - Mark Hancock



www.computime.com.au
COMPUTIME RACE TIMING SYSTEMS PTY LTD





Round 2 Canberra - ACT 18 & 19 April 2026



MAXXIS MX3 Moto 2

Date: 19/04/26
Event: R06
Weather: Sunny - Temp: 18.2C
Track: Rutted

Started at: 13:57:04
Laps: 20 Min + 1 Lap
Starters: 39
Posted at: 2:27 PM

PROVISIONAL SECTOR TIMES

Lap	Sector 1	Sector 2	Sector 3	Lap Time	Lap	Sector 1	Sector 2	Sector 3	Lap Time
8	55.599	32.260	49.959	2:17.818	5	36.550	29.184	1:12.492	2:18.226
9	39.885	34.560	50.751	2:05.196	6	46.682	39.640	1:41.974	3:08.296
10	43.473	34.066	50.158	2:07.697	7	44.767	34.758	52.962	2:12.487
11	42.656	33.104	51.282	2:07.042	8	42.207	33.879	58.264	2:14.350
12	41.253	32.084	49.696	2:03.033	9	45.912	36.151	1:04.697	2:26.760

125 Heath DAVY (QLD) (5th)

1	1:11.710	30.003	44.414	2:26.127
2	35.781	28.672	42.171	1:46.624
3	35.986	28.754	42.672	1:47.412
4	35.238	28.607	42.238	1:46.083
5	36.417	28.988	42.461	1:47.866
6	36.350	28.675	42.698	1:47.723
7	35.856	28.910	42.602	1:47.368
8	35.955	28.513	43.547	1:48.015
9	36.288	29.060	43.918	1:49.266
10	36.670	29.758	44.149	1:50.577
11	36.347	28.838	44.024	1:49.209
12	35.863	28.876	43.829	1:48.568
13	36.259	29.199	43.237	1:48.695

164 Cambell CADD (SA) (27th)

1	1:22.911	31.870	47.875	2:42.656
2	39.092	30.798	47.131	1:57.021
3	38.894	30.306	46.235	1:55.435
4	37.967	30.047	47.707	1:55.721
5	37.338	29.485	45.121	1:51.944
6	37.094	29.309	44.801	1:51.204
7	36.994	29.803	46.434	1:53.231
8	37.362	30.055	45.698	1:53.115
9	38.051	29.756	44.820	1:52.627
10	37.743	29.414	46.439	1:53.596
11	38.320	30.208	47.023	1:55.551
12	38.738	31.851	47.131	1:57.720

130 Nate PERRETT (QLD) (19th)

1	1:10.832	29.923	55.969	2:36.724
2	38.577	29.861	45.514	1:53.952
3	36.710	29.900	44.129	1:50.739
4	36.476	29.965	45.677	1:52.118
5	36.452	30.136	44.770	1:51.358
6	36.558	29.712	44.537	1:50.807
7	37.574	29.264	45.413	1:52.251
8	37.777	29.250	44.201	1:51.228
9	36.900	29.541	45.145	1:51.586
10	36.757	29.379	44.318	1:50.454
11	36.752	29.594	44.348	1:50.694
12	37.314	29.789	45.388	1:52.491
13	37.175	29.855	44.751	1:51.781

169 Tyson WILLIAMS (NSW) (23th)

1	1:20.120	31.932	48.329	2:40.381
2	39.807	30.750	44.726	1:55.283
3	36.724	30.434	44.253	1:51.411
4	36.907	30.212	43.607	1:50.726
5	36.701	30.300	44.365	1:51.366
6	36.870	30.161	44.145	1:51.176
7	43.019	31.098	44.666	1:58.783
8	37.305	30.894	45.581	1:53.780
9	37.045	30.609	44.614	1:52.268
10	36.711	30.227	44.275	1:51.213
11	36.435	30.665	44.469	1:51.569
12	37.509	30.607	43.827	1:51.943
13	36.025	30.112	43.999	1:50.136

145 Jesse KOLB (VIC) (DNF)

1	1:19.554	30.763	48.649	2:38.966
2	39.328	33.854	45.478	1:58.660
3	35.943	28.979	47.068	1:51.990
4	36.834	29.012	44.532	1:50.378

215 Frederik STAMPE (VIC) (25th)

1	1:22.141	31.212	47.669	2:41.022
2	38.378	30.299	44.330	1:53.007
3	36.483	30.811	44.926	1:52.220
4	36.243	30.087	44.029	1:50.359
5	37.080	30.295	43.983	1:51.358

Chief Timekeeper - Scott Laing

Race Director - Mark Hancock



www.computime.com.au
COMPUTIME RACE TIMING SYSTEMS PTY LTD





Round 2 Canberra - ACT 18 & 19 April 2026



MAXXIS

MAXXIS MX3 Moto 2

Date: 19/04/26
Event: R06
Weather: Sunny - Temp: 18.2C
Track: Rutted

Started at: 13:57:04
Laps: 20 Min + 1 Lap
Starters: 39
Posted at: 2:27 PM

PROVISIONAL SECTOR TIMES

Lap	Sector 1	Sector 2	Sector 3	Lap Time	Lap	Sector 1	Sector 2	Sector 3	Lap Time
6	36.909	30.481	44.417	1:51.807	4	37.396	30.371	46.453	1:54.220
7	36.171	29.987	44.432	1:50.590	5	37.643	30.557	45.690	1:53.890
8	37.382	29.952	59.240	2:06.574	6	37.752	30.538	45.600	1:53.890
9	37.636	29.620	45.109	1:52.365	7	38.970	30.793	45.081	1:54.844
10	36.429	29.664	44.340	1:50.433	8	37.512	30.769	45.315	1:53.596
11	36.920	29.808	43.722	1:50.450	9	38.257	30.846	45.991	1:55.094
12	37.558	30.458	43.934	1:51.950	10	38.324	31.403	49.035	1:58.762
13	36.699	29.977	44.397	1:51.073	11	39.001	30.698	46.038	1:55.737
					12	39.709	31.831	59.212	2:10.752
254 Jack DEVESON (NSW) (28th)					275 Riley BURGESS (NSW) (4th)				
1	1:14.405	47.058	56.159	2:57.622	1	1:08.122	29.208	42.900	2:20.230
2	36.015	27.896	42.494	1:46.405	2	35.462	28.982	42.011	1:46.455
3	37.223	29.007	44.205	1:50.435	3	35.655	28.626	42.288	1:46.569
4	35.386	29.483	1:04.773	2:09.642	4	35.245	28.595	42.400	1:46.240
5	35.357	28.267	43.436	1:47.060	5	36.224	28.735	42.731	1:47.690
6	35.471	28.776	44.142	1:48.389	6	35.600	28.631	43.105	1:47.336
7	37.567	49.434	45.373	2:12.374	7	35.663	28.420	43.154	1:47.237
8	34.975	29.197	42.932	1:47.104	8	35.883	28.640	42.915	1:47.438
9	35.554	29.290	44.239	1:49.083	9	36.294	29.327	43.203	1:48.824
10	36.255	28.892	44.826	1:49.973	10	36.100	29.141	44.425	1:49.666
11	38.215	29.671	44.444	1:52.330	11	36.096	29.533	44.396	1:50.025
12	36.174	30.464	45.161	1:51.799	12	36.227	29.548	44.902	1:50.677
					13	37.005	29.725	45.891	1:52.621
259 Joshua McCLOSKEY (NSW) (29th)					295 Seth THOMAS (NSW) (9th)				
1	1:16.529	31.212	47.309	2:35.050	1	1:16.606	31.856	47.546	2:36.008
2	39.138	29.824	46.183	1:55.145	2	36.652	29.281	44.736	1:50.669
3	39.082	31.416	45.487	1:55.985	3	36.110	29.310	44.718	1:50.138
4	38.265	30.058	1:00.298	2:08.621	4	35.494	29.149	45.620	1:50.263
5	37.771	29.811	44.745	1:52.327	5	36.468	29.894	43.764	1:50.126
6	37.598	29.835	43.852	1:51.285	6	35.364	28.431	43.198	1:46.993
7	38.030	29.447	46.525	1:54.002	7	35.830	28.985	43.170	1:47.985
8	38.486	29.534	45.951	1:53.971	8	36.787	29.357	43.344	1:49.488
9	38.419	29.555	51.354	1:59.328	9	36.253	28.849	43.304	1:48.406
10	39.822	29.966	46.333	1:56.121	10	34.662	28.739	43.102	1:46.503
11	39.669	29.670	46.194	1:55.533	11	36.135	28.644	43.713	1:48.492
12	38.716	29.628	45.427	1:53.771	12	36.185	28.878	43.944	1:49.007
					13	36.315	29.322	43.682	1:49.319
262 Joshua MILLER (QLD) (31th)					355 Justin McHUGH (NSW) (15th)				
1	1:22.548	32.937	48.989	2:44.474					
2	38.932	31.642	46.827	1:57.401					
3	38.363	31.873	45.096	1:55.332					

Scott Laing
Chief Timekeeper - Scott Laing

Mark Hancock
Race Director - Mark Hancock



www.computime.com.au
COMPUTIME RACE TIMING SYSTEMS PTY LTD





Round 2 Canberra - ACT 18 & 19 April 2026



MAXXIS

MAXXIS MX3 Moto 2


Date: 19/04/26
Event: R06
Weather: Sunny - Temp: 18.2C
Track: Rutted

Started at: 13:57:04
Laps: 20 Min + 1 Lap
Starters: 39
Posted at: 2:27 PM

PROVISIONAL SECTOR TIMES

Lap	Sector 1	Sector 2	Sector 3	Lap Time	Lap	Sector 1	Sector 2	Sector 3	Lap Time
1	1:13.555	30.056	45.550	2:29.161	9	36.757	28.670	43.499	1:48.926
2	37.116	29.386	43.797	1:50.299	10	35.837	28.969	43.396	1:48.202
3	37.029	29.000	42.945	1:48.974	11	36.161	29.811	44.295	1:50.267
4	37.016	29.335	43.858	1:50.209	12	36.056	29.555	43.480	1:49.091
5	37.729	30.884	43.721	1:52.334	13	36.691	29.150	44.667	1:50.508
6	37.109	29.416	44.786	1:51.311	618 Levi FARR (WA) (26th)				
7	37.402	29.684	45.010	1:52.096	1	1:14.854	30.884	45.982	2:31.720
8	37.922	29.303	43.611	1:50.836	2	36.645	29.336	43.988	1:49.969
9	36.811	29.881	44.628	1:51.320	3	36.902	29.724	43.899	1:50.525
10	37.289	29.500	44.131	1:50.920	4	37.582	30.505	44.257	1:52.344
11	37.054	29.174	44.338	1:50.566	5	37.095	31.350	46.486	1:54.931
12	36.534	29.638	44.955	1:51.127	6	37.842	30.759	46.842	1:55.443
13	36.293	29.588	45.281	1:51.162	7	37.141	30.350	44.401	1:51.892
425 Jackson WALSH (QLD) (17th)					8	40.246	32.553	46.777	1:59.576
1	1:10.423	29.966	53.639	2:34.028	9	38.601	30.523	45.976	1:55.100
2	37.047	29.392	44.358	1:50.797	10	37.307	30.875	45.079	1:53.261
3	36.377	29.632	43.980	1:49.989	11	37.382	30.556	45.148	1:53.086
4	36.579	29.448	44.509	1:50.536	12	41.744	31.717	45.810	1:59.271
5	38.137	28.874	43.566	1:50.577	13	38.277	30.919	45.995	1:55.191
6	36.710	28.990	43.641	1:49.341	658 Mason BROWN (WA) (12th)				
7	36.737	29.382	44.106	1:50.225	1	1:08.863	31.107	46.483	2:26.453
8	37.396	30.051	43.992	1:51.439	2	38.853	30.377	44.951	1:54.181
9	38.532	29.951	43.615	1:52.098	3	36.316	29.678	43.925	1:49.919
10	37.601	29.730	44.543	1:51.874	4	36.495	29.118	43.502	1:49.115
11	37.879	29.885	44.297	1:52.061	5	36.132	29.223	43.873	1:49.228
12	37.404	29.380	43.862	1:50.646	6	37.416	29.808	44.906	1:52.130
13	37.461	30.830	45.630	1:53.921	7	36.579	29.194	44.631	1:50.404
610 Ollie BIRKITT (WA) (7th)					8	36.777	29.034	43.271	1:49.082
1	1:09.227	29.448	44.940	2:23.615	9	36.145	28.897	43.415	1:48.457
2	36.499	29.175	42.462	1:48.136	10	37.611	29.429	43.189	1:50.229
3	35.805	29.076	41.968	1:46.849	11	37.385	29.537	43.690	1:50.612
4	35.572	29.036	42.465	1:47.073	12	37.231	29.629	44.818	1:51.678
5	35.654	29.269	45.020	1:49.943	13	38.446	29.320	44.373	1:52.139
6	36.902	29.291	42.778	1:48.971					
7	35.631	29.550	42.603	1:47.784					
8	37.785	29.270	43.852	1:50.907					

The results are provisional until the expiration of the time limit for protests and appeals.


Chief Timekeeper - Scott Laing


Race Director - Mark Hancock



www.computime.com.au
COMPUTIME RACE TIMING SYSTEMS PTY LTD





**Round 2
Canberra - ACT
18 & 19 April 2026**



**MAXXIS MX3
Moto 2**

Date: 19/04/26
Event: R06
Weather: Sunny - Temp: 18.2C
Track: Rutted

Started at: 13:57:04
Laps: 20 Min + 1 Lap
Starters: 39
Posted at: 2:27 PM

PROVISIONAL FASTEST LAPS SEQUENCE

Lap	Race Pos	No	Name	Machine	Fastest Lap	On Lap
1	1	22	Jack ELLINGHAM (NSW)	Honda CRF 250	2:13.424	1
2	1	22	Jack ELLINGHAM (NSW)	Honda CRF 250	1:43.589	2

The results are provisional until the expiration of the time limit for protests and appeals.


Chief Timekeeper - Scott Laing


Race Director - Mark Hancock



www.computime.com.au
COMPUTIME RACE TIMING SYSTEMS PTY LTD





Round 2 Canberra - ACT 18 & 19 April 2026



MAXXIS MX3 Moto 2

Date: 19/04/26
Event: R06
Weather: Sunny - Temp: 18.2C
Track: Rutted

Started at: 13:57:04
Laps: 20 Min + 1 Lap
Starters: 39
Posted at: 2:27 PM

PROVISIONAL LAP SHEET

No	Lap Time	Gap	No	Lap Time	Gap	No	Lap Time	Gap	No	Lap Time	Gap	No	Lap Time	Gap
Lap 1			254	2:57.622	44.198	12	1:57.491	44.436	10	1:56.191	52.152	27	1:55.233	58.905
22	2:13.424		64	3:06.077	52.653	262	1:57.401	44.862	254	1:50.435	52.920	10	1:54.833	1:01.941
25	2:14.750	1.326	51	3:23.691	1:10.267	116	1:55.649	45.704	164	1:55.435	53.570	164	1:55.721	1:04.247
96	2:18.665	5.241	Lap 2			254	1:46.405	47.014	262	1:55.332	55.665	262	1:54.220	1:04.841
275	2:20.230	6.806	22	1:43.589		64	1:55.785	1:04.849	12	1:57.231	57.138	12	1:55.227	1:07.321
26	2:22.651	9.227	25	1:44.402	2.139	51	1:55.700	1:22.378	116	2:01.564	1:02.739	259	2:08.621	1:08.215
610	2:23.615	10.191	96	1:45.124	6.776	Lap 3			64	1:56.595	1:16.915	116	1:58.633	1:16.328
125	2:26.127	12.703	275	1:46.455	9.672	22	1:44.529		8	2:40.713	1:31.464	9	2:14.111	1:17.043
38	2:26.185	12.761	610	1:48.136	14.738	25	1:44.899	2.509	51	1:54.508	1:32.357	254	2:09.642	1:17.518
658	2:26.453	13.029	125	1:46.624	15.738	96	1:44.398	6.645	Lap 4			64	1:56.094	1:27.965
5	2:27.075	13.651	38	1:47.757	16.929	275	1:46.569	11.712	22	1:45.044		8	1:50.813	1:37.233
32	2:27.965	14.541	5	1:48.579	18.641	610	1:46.849	17.058	25	1:44.365	1.830	51	1:54.123	1:41.436
355	2:29.161	15.737	32	1:48.093	19.045	125	1:47.412	18.621	96	1:45.373	6.974	Lap 5		
6	2:30.310	16.886	6	1:47.021	20.318	38	1:47.612	20.012	275	1:46.240	12.908	22	1:44.466	
35	2:31.124	17.700	26	1:55.074	20.712	32	1:46.650	21.166	610	1:47.073	19.087	96	1:45.245	7.753
618	2:31.720	18.296	355	1:50.299	22.447	6	1:47.594	23.383	125	1:46.083	19.660	275	1:47.690	16.132
52	2:32.172	18.748	658	1:54.181	23.621	5	1:49.672	23.784	32	1:46.483	22.605	25	2:04.111	21.475
75	2:32.732	19.308	618	1:49.969	24.676	355	1:48.974	26.892	38	1:48.803	23.771	125	1:47.866	23.060
425	2:34.028	20.604	35	1:51.487	25.598	26	1:52.486	28.669	5	1:48.604	27.344	610	1:49.943	24.564
74	2:34.465	21.041	52	1:51.601	26.760	658	1:49.919	29.011	6	1:50.834	29.173	32	1:46.496	24.635
259	2:35.050	21.626	425	1:50.797	27.812	618	1:50.525	30.672	355	1:50.209	32.057	38	1:48.171	27.476
24	2:35.815	22.391	75	1:52.943	28.662	52	1:49.795	32.026	658	1:49.115	33.082	5	1:48.808	31.686
295	2:36.008	22.584	295	1:50.669	29.664	425	1:49.989	33.272	52	1:46.317	33.299	6	1:48.771	33.478
130	2:36.724	23.300	24	1:52.447	31.249	35	1:53.006	34.075	26	1:52.973	36.598	658	1:49.228	37.844
23	2:37.548	24.124	74	1:54.304	31.756	295	1:50.138	35.273	618	1:52.344	37.972	52	1:49.471	38.304
9	2:38.670	25.246	259	1:55.145	33.182	24	1:49.476	36.196	425	1:50.536	38.764	355	1:52.334	39.925
27	2:38.692	25.268	130	1:53.952	33.663	75	1:52.502	36.635	295	1:50.263	40.492	26	1:51.764	43.896
145	2:38.966	25.542	23	1:53.340	33.875	74	1:51.243	38.470	24	1:50.189	41.341	425	1:50.577	44.875
14	2:39.120	25.696	14	1:52.815	34.922	130	1:50.739	39.873	35	1:52.367	41.398	295	1:50.126	46.152
8	2:39.842	26.418	8	1:52.451	35.280	14	1:49.723	40.116	75	1:51.552	43.143	24	1:50.618	47.493
10	2:40.111	26.687	9	1:54.604	36.261	23	1:53.322	42.668	74	1:50.781	44.207	618	1:54.931	48.437
169	2:40.381	26.957	215	1:53.007	37.016	259	1:55.985	44.638	14	1:50.456	45.528	35	1:52.199	49.131
215	2:41.022	27.598	169	1:55.283	38.651	215	1:52.220	44.707	130	1:52.118	46.947	75	1:51.548	50.225
164	2:42.656	29.232	27	1:58.025	39.704	169	1:51.411	45.533	23	1:50.855	48.479	74	1:50.843	50.584
12	2:43.958	30.534	10	1:57.392	40.490	9	1:56.244	47.976	215	1:50.359	50.022	14	1:50.875	51.937
262	2:44.474	31.050	145	1:58.660	40.613	145	1:51.990	48.074	169	1:50.726	51.215	130	1:51.358	53.839
116	2:47.068	33.644	164	1:57.021	42.664	27	1:53.541	48.716	145	1:50.378	53.408	23	1:50.125	54.138

Scott Laing
Chief Timekeeper - Scott Laing

Mark Hancock
Race Director - Mark Hancock



www.computime.com.au
COMPUTIME RACE TIMING SYSTEMS PTY LTD





Round 2 Canberra - ACT 18 & 19 April 2026



MAXXIS MX3 Moto 2

Date: 19/04/26
Event: R06
Weather: Sunny - Temp: 18.2C
Track: Rutted

Started at: 13:57:04
Laps: 20 Min + 1 Lap
Starters: 39
Posted at: 2:27 PM

PROVISIONAL LAP SHEET

No	Lap Time	Gap	No	Lap Time	Gap	No	Lap Time	Gap	No	Lap Time	Gap	No	Lap Time	Gap						
215	1:51.358	56.914	618	1:55.443	59.168	75	1:51.744	1:01.161	35	1:50.829	1:03.263	24	1:46.708	58.058	355	1:51.320	1:00.455	425	1:52.098	1:02.945
169	1:51.366	58.115	130	1:50.807	59.934	74	1:51.701	1:02.314	14	1:50.369	1:04.033	14	1:48.906	1:06.919	14	1:48.906	1:06.919	35	1:52.464	1:09.707
164	1:51.944	1:11.725	23	1:50.666	1:00.092	145	3:08.296	1 lap	26	1:54.180	1:06.218	75	1:52.481	1:06.935	75	1:51.197	1:12.112	130	1:51.586	1:14.678
27	1:57.972	1:12.411	215	1:51.807	1:04.009	618	1:51.892	1:03.466	75	1:52.481	1:06.935	74	1:52.380	1:07.987	75	1:51.197	1:12.112	130	1:51.586	1:14.678
10	1:56.690	1:14.165	169	1:51.176	1:04.579	23	1:51.870	1:04.368	74	1:52.380	1:07.987	35	1:52.464	1:09.707	75	1:51.197	1:12.112	130	1:51.586	1:14.678
262	1:53.890	1:14.265	164	1:51.204	1:18.217	130	1:52.251	1:04.591	130	1:51.228	1:09.112	75	1:51.197	1:12.112	130	1:51.586	1:14.678	74	1:53.398	1:15.365
259	1:52.327	1:16.076	27	1:51.160	1:18.859	215	1:50.590	1:07.005	23	1:53.699	1:11.360	75	1:51.197	1:12.112	130	1:51.586	1:14.678	74	1:53.398	1:15.365
254	1:47.060	1:20.112	259	1:51.285	1:22.649	169	1:58.783	1:15.768	618	1:59.576	1:16.335	75	1:51.197	1:12.112	130	1:51.586	1:14.678	74	1:53.398	1:15.365
12	1:57.414	1:20.269	262	1:53.890	1:23.443	164	1:53.231	1:23.854	169	1:53.780	1:22.841	26	1:56.893	1:17.091	26	1:56.893	1:17.091	26	1:56.893	1:17.091
145	2:18.226	1:27.168	254	1:48.389	1:23.789	27	1:56.271	1:27.536	215	2:06.574	1:26.872	23	1:51.780	1:17.120	23	1:51.780	1:17.120	23	1:51.780	1:17.120
9	1:56.396	1:28.973	10	1:58.332	1:27.785	259	1:54.002	1:29.057	145	2:12.487	1 lap	618	1:55.100	1:25.415	618	1:55.100	1:25.415	618	1:55.100	1:25.415
116	1:58.674	1:30.536	12	1:55.922	1:31.479	262	1:54.844	1:30.693	164	1:53.115	1:30.262	169	1:52.268	1:29.089	169	1:52.268	1:29.089	169	1:52.268	1:29.089
64	1:56.775	1:40.274	9	1:58.075	1:42.336	10	1:55.636	1:35.827	259	1:53.971	1:36.321	215	1:52.365	1:33.217	215	1:52.365	1:33.217	215	1:52.365	1:33.217
			116	1:57.591	1:43.415	12	1:56.695	1:40.580	262	1:53.596	1:37.582	164	1:52.627	1:36.869	164	1:52.627	1:36.869	164	1:52.627	1:36.869
Lap 6			Lap 7			Lap 8			Lap 9			Lap 10								
22	1:44.712		22	1:47.594		22	1:46.707		22	1:46.020		96	1:46.088		96	1:46.088				
8	1:52.752	1 lap	8	1:49.053	1 lap	254	2:12.374	1 lap	27	2:06.775	1 lap	145	2:14.350	2 laps	145	2:14.350	2 laps			
51	1:52.986	1 lap	64	1:58.378	1 lap	9	1:57.481	1 lap	254	1:47.104	1 lap	22	2:01.608	5.741	22	2:01.608	5.741			
96	1:45.537	8.578	96	1:47.939	8.923	8	1:50.873	1 lap	10	1:59.850	1 lap	8	1:51.330	1 lap	8	1:51.330	1 lap			
275	1:47.336	18.756	51	1:52.475	1 lap	96	1:47.131	9.347	12	2:00.002	1 lap	10	2:04.349	1 lap	10	2:04.349	1 lap			
25	1:45.303	22.066	275	1:47.237	18.399	64	1:56.699	1 lap	96	1:46.452	9.779	12	2:03.115	1 lap	12	2:03.115	1 lap			
125	1:47.723	26.071	25	1:44.936	19.408	51	1:53.152	1 lap	8	1:52.518	1 lap	275	1:49.666	15.733	275	1:49.666	15.733			
32	1:46.981	26.904	125	1:47.368	25.845	275	1:47.438	19.130	9	1:57.298	1 lap	25	1:47.233	16.688	25	1:47.233	16.688			
610	1:48.971	28.823	610	1:47.784	29.013	25	1:49.547	22.248	275	1:48.824	21.934	9	1:58.046	1 lap	9	1:58.046	1 lap			
38	1:47.197	29.961	38	1:47.042	29.409	116	2:13.963	1 lap	51	1:54.632	1 lap	27	2:17.540	1 lap	27	2:17.540	1 lap			
6	1:46.161	34.927	6	1:48.059	35.392	125	1:48.015	27.153	25	1:49.094	25.322	51	1:55.392	1 lap	51	1:55.392	1 lap			
5	1:51.154	38.128	52	1:46.539	38.363	38	1:48.443	31.145	64	1:57.023	1 lap	125	1:50.577	25.109	125	1:50.577	25.109			
52	1:45.826	39.418	5	1:51.498	42.032	610	1:50.907	33.213	125	1:49.266	30.399	38	1:48.822	26.214	38	1:48.822	26.214			
658	1:52.130	45.262	658	1:50.404	48.072	6	1:46.723	35.408	38	1:48.134	33.259	610	1:48.202	28.454	610	1:48.202	28.454			
355	1:51.311	46.524	295	1:47.985	48.824	52	1:45.754	37.410	610	1:48.926	36.119	64	1:58.392	1 lap	64	1:58.392	1 lap			
295	1:46.993	48.433	355	1:52.096	51.026	5	1:50.616	45.941	6	1:47.936	37.324	52	1:46.989	38.379	52	1:46.989	38.379			
425	1:49.341	49.504	32	2:12.590	51.900	658	1:49.082	50.447	5	1:49.905	49.826	5	1:49.905	49.826	5	1:49.905	49.826			
24	1:47.811	50.592	425	1:50.225	52.135	295	1:49.488	51.605	658	1:48.457	52.884	658	1:48.457	52.884	658	1:48.457	52.884			
26	1:53.738	52.922	24	1:50.122	53.120	32	1:46.977	52.170	295	1:48.406	53.991	295	1:48.406	53.991	295	1:48.406	53.991			
35	1:50.011	54.430	26	1:53.417	58.745	35	1:50.836	55.155	32	1:48.249	54.399	32	1:48.249	54.399	32	1:48.249	54.399			
14	1:49.030	56.255	35	1:52.305	59.141	425	1:51.439	56.867	116	2:17.818	1 lap	116	2:17.818	1 lap	116	2:17.818	1 lap			
75	1:51.498	57.011	14	1:51.710	1:00.371	24	1:50.957	57.370												
74	1:52.335	58.207																		

Chief Timekeeper - Scott Laing

Race Director - Mark Hancock



www.computime.com.au
COMPUTIME RACE TIMING SYSTEMS PTY LTD





Round 2 Canberra - ACT 18 & 19 April 2026



MAXXIS MX3 Moto 2

Date: 19/04/26
Event: R06
Weather: Sunny - Temp: 18.2C
Track: Rutted

Started at: 13:57:04
Laps: 20 Min + 1 Lap
Starters: 39
Posted at: 2:27 PM

PROVISIONAL LAP SHEET

No	Lap Time	Gap	No	Lap Time	Gap	No	Lap Time	Gap	No	Lap Time	Gap
658	1:50.229	47.246	295	1:48.492	45.789	6	1:54.153	52.966	9	1:57.528	1 lap
32	1:48.746	47.278	5	1:51.315	48.135	24	1:49.243	54.032	24	1:52.586	59.087
24	1:48.701	50.892	32	1:48.595	48.543	64	1:59.201	1 lap	658	1:52.139	1:00.340
355	1:50.920	55.508	658	1:50.612	50.528	658	1:51.678	55.732	5	1:53.976	1:04.164
425	1:51.874	58.952	24	1:47.701	51.263	5	1:56.058	57.719	6	2:00.811	1:06.246
14	1:49.520	1:00.572	355	1:50.566	58.744	355	1:51.127	1:03.397	355	1:51.162	1:07.028
116	2:05.196	1 lap	14	1:48.448	1:01.690	14	1:49.502	1:04.718	64	2:00.500	1 lap
35	1:52.120	1:05.960	425	1:52.061	1:03.683	425	1:50.646	1:07.855	14	1:51.451	1:08.638
130	1:50.454	1:09.265	35	1:51.002	1:09.632	12	2:19.264	1 lap	425	1:53.921	1:14.245
75	1:53.779	1:10.024	130	1:50.694	1:12.629	35	1:50.999	1:14.157	35	1:53.143	1:19.769
74	1:52.017	1:11.515	75	1:51.923	1:14.617	130	1:52.491	1:18.646	130	1:51.781	1:22.896
23	1:53.039	1:14.292	74	1:53.187	1:17.372	74	1:52.651	1:23.549	74	1:51.550	1:27.568
26	1:54.549	1:15.773	23	1:53.053	1:20.015	23	1:52.521	1:26.062	23	1:51.064	1:29.595
618	1:53.261	1:22.809	26	1:55.041	1:23.484	75	2:01.520	1:29.663	12	2:11.434	1 lap
169	1:51.213	1:24.435	116	2:07.697	1 lap	26	1:55.991	1:33.001	75	1:53.804	1:35.936
215	1:50.433	1:27.783	618	1:53.086	1:28.565	169	1:51.943	1:34.143	169	1:50.136	1:36.748
164	1:53.596	1:34.598	169	1:51.569	1:28.674	215	1:51.950	1:36.379	26	1:53.687	1:39.157
254	1:49.973	1:46.135	215	1:50.450	1:30.903	618	1:59.271	1:41.362	215	1:51.073	1:39.921
			164	1:55.551	1:42.819	116	2:07.042	1 lap	618	1:55.191	1:49.022
									116	2:03.033	1 lap
Lap 11			Lap 12			Lap 13					
96	1:47.330		96	1:46.474		96	1:47.531				
262	1:58.762	1 lap	254	1:52.330	1 lap	164	1:57.720	1 lap			
259	1:56.121	1 lap	262	1:55.737	1 lap	254	1:51.799	1 lap			
22	1:51.912	10.323	259	1:55.533	1 lap	22	1:48.244	15.477			
8	1:52.017	1 lap	22	1:50.915	14.764	259	1:53.771	1 lap			
25	1:47.198	16.556	25	1:47.078	17.160	25	1:49.000	18.629			
275	1:50.025	18.428	8	1:52.292	1 lap	8	1:51.162	1 lap			
10	2:00.188	1 lap	275	1:50.677	22.631	275	1:52.621	27.721			
125	1:49.209	26.988	125	1:48.568	29.082	125	1:48.695	30.246			
38	1:49.055	27.939	38	1:49.573	31.038	38	1:48.176	31.683			
9	1:59.451	1 lap	610	1:49.091	34.008	262	2:10.752	1 lap			
610	1:50.267	31.391	52	1:49.801	37.407	610	1:50.508	36.985			
51	1:55.561	1 lap	51	1:53.286	1 lap	52	1:47.683	37.559			
52	1:47.779	34.080	10	2:02.329	1 lap	51	1:54.427	1 lap			
12	2:10.494	1 lap	9	1:59.174	1 lap	10	1:56.263	1 lap			
145	2:26.760	2 laps	295	1:49.007	48.322	295	1:49.319	50.110			
64	1:59.552	1 lap	32	1:48.608	50.677	32	1:47.783	50.929			
6	1:51.177	45.287									

The results are provisional until the expiration of the time limit for protests and appeals.

Scott Laing
Chief Timekeeper - Scott Laing

Mark Hancock
Race Director - Mark Hancock



www.computime.com.au
COMPUTIME RACE TIMING SYSTEMS PTY LTD





Round 2 Canberra - ACT 18 & 19 April 2026



MAXXIS MX3 Moto 2

Date: 19/04/26
Event: R06
Weather: Sunny - Temp: 18.2C
Track: Rutted

Started at: 13:57:04
Laps: 20 Min + 1 Lap
Starters: 39
Posted at: 2:27 PM

PROVISIONAL LAP CHART

Name	Grid	1	2	3	4	5	6	7	8	9	10	11	12	13	Name
J. DEVESON	254	22	22	22	22	22	22	22	22	22	22	22	22	22	H. DRAPER
C. ROWE	25	25	25	25	25	96	96	96	96	96	22	22	22	22	J. ELLINGHAM
S. MORROW	24	96	96	96	96	275	275	275	275	275	275	25	25	25	C. ROWE
H. DRAPER	96	275	275	275	275	25	25	25	25	25	25	275	275	275	R. BURGESS
H. FISHER	14	26	610	610	610	125	125	125	125	125	125	125	125	125	H. DAVY
R. BURGESS	275	610	125	125	125	610	32	610	38	38	38	38	38	38	H. DOWNIE
J. DUNNE	32	125	38	38	32	32	610	38	610	610	610	610	610	610	O. BIRKITT
D. KREMER	5	38	5	32	38	38	38	6	6	6	52	52	52	52	J. FULLER
H. DAVY	125	658	32	6	5	5	6	52	52	52	6	6	295	295	S. THOMAS
M. COMPTON	6	5	6	5	6	6	5	5	5	5	5	295	32	32	J. DUNNE
H. DOWNIE	38	32	26	355	355	658	52	658	658	658	295	5	6	24	S. MORROW
J. ELLINGHAM	22	355	355	26	658	52	658	295	295	295	658	32	24	658	M. BROWN
C. BOWMAN	26	6	658	658	52	355	355	355	32	32	32	658	658	5	D. KREMER
M. BROWN	658	35	618	618	26	26	295	32	355	24	24	24	5	6	M. COMPTON
J. FULLER	52	618	35	52	618	425	425	425	425	355	355	355	355	355	J. McHUGH
O. BIRKITT	610	52	52	425	425	295	24	24	24	425	425	14	14	14	H. FISHER
N. PERRETT	180	75	425	35	295	24	26	26	35	14	14	425	425	425	J. WALSH
C. FORD	75	425	75	295	24	618	35	35	14	35	35	35	35	35	L. ALLEN
C. EISEL	23	74	295	24	35	35	14	14	26	75	130	130	130	130	N. PERRETT
R. ROSSITER	8	259	24	75	75	75	75	75	75	130	75	75	74	74	R. MATTHEWS-TAYLOR
L. ALLEN	35	24	74	74	74	74	74	74	74	74	74	74	23	23	C. EISEL
J. McHUGH	355	295	259	130	14	14	618	618	130	26	23	23	75	75	C. FORD
L. FARR	618	130	130	14	130	130	130	23	23	23	26	26	26	169	T. WILLIAMS
S. THOMAS	295	23	23	23	23	23	23	130	618	618	618	618	169	26	C. BOWMAN
C. CADD	164	9	14	259	215	215	215	215	169	169	169	169	215	215	F. STAMPE
J. WALSH	425	27	8	215	169	169	169	169	215	215	215	215	618	618	L. FARR
N. JAMES	51	145	9	169	145	164	164	164	164	164	164	164	164	164	C. CADD
T. SCHULENBURG	10	14	215	9	27	27	27	27	259	262	254	254	254	254	J. DEVESON
J. McCLOSKEY	259	8	169	145	10	10	259	259	262	259	262	262	262	259	J. McCLOSKEY
R. MATTHEWS-TAYLOR	74	10	27	27	164	262	262	262	27	254	259	259	8	8	R. ROSSITER
J. KOLB	145	169	10	10	262	259	254	10	254	8	8	8	262	262	J. MILLER
R. LAWLER	27	215	145	254	12	254	10	12	10	10	10	51	51	51	N. JAMES
K. LITTLE	9	164	164	164	259	12	12	254	12	12	9	10	10	10	T. SCHULENBURG
J. MILLER	262	12	12	262	116	145	9	9	8	9	51	9	9	9	K. LITTLE
R. TONGUE	116	262	262	12	9	9	116	8	9	27	12	64	64	64	L. ROCHE
L. ROCHE	64	116	116	116	254	116	8	64	51	51	64	12	12	12	J. TAPLIN
D. GROMBALL	350	254	254	64	64	64	64	64	51	64	64	116	116	116	R. TONGUE
F. STAMPE	215	64	64	8	8	8	51	116	116	116	116	116	116	116	
T. WILLIAMS	169	51	51	51	51	51	145	145	145	145	145	145	145	145	J. KOLB
J. TAPLIN	12														

The results are provisional until the expiration of the time limit for protests and appeals.

Scott Laing
Chief Timekeeper - Scott Laing

Mark Hancock
Race Director - Mark Hancock



www.computime.com.au
COMPUTIME RACE TIMING SYSTEMS PTY LTD





Round 2 Canberra - ACT 18 & 19 April 2026



MAXXIS

MAXXIS MX3

Moto 2

Date: 19/04/26
Event: R06
Weather: Sunny - Temp: 18.2C
Track: Rutted

Started at: 13:57:04
Laps: 20 Min + 1 Lap
Starters: 39
Posted at: 2:27 PM

PROVISIONAL BEST SECTOR TIMES

Sector 1			Sector 2			Sector 3			Lap	
Pos	Name	Time	Name	Time	Name	Time	Name	Ideal	Fastest	
1	S. THOMAS	34.662	C. ROWE	27.480	J. ELLINGHAM	40.913	J. ELLINGHAM	1:43.589	1:43.589	
2	H. DRAPER	34.746	J. DEVESON	27.896	C. ROWE	41.451	C. ROWE	1:43.736	1:44.365	
3	J. ELLINGHAM	34.779	J. ELLINGHAM	27.897	J. FULLER	41.538	H. DRAPER	1:44.275	1:44.398	
4	C. ROWE	34.805	H. DRAPER	27.978	M. COMPTON	41.538	J. FULLER	1:44.964	1:45.754	
5	J. DEVESON	34.975	J. FULLER	28.285	H. DRAPER	41.551	M. COMPTON	1:45.161	1:46.161	
6	J. DUNNE	34.982	S. MORROW	28.308	J. DUNNE	41.622	J. DUNNE	1:45.235	1:46.483	
7	S. MORROW	35.085	R. BURGESS	28.420	O. BIRKITT	41.968	J. DEVESON	1:45.365	1:46.405	
8	M. COMPTON	35.131	S. THOMAS	28.431	R. BURGESS	42.011	R. BURGESS	1:45.676	1:46.240	
9	J. FULLER	35.141	M. COMPTON	28.492	H. DOWNIE	42.166	H. DAVY	1:45.922	1:46.083	
10	H. DAVY	35.238	H. DAVY	28.513	H. DAVY	42.171	H. DOWNIE	1:46.187	1:47.042	
11	R. BURGESS	35.245	J. DUNNE	28.631	J. DEVESON	42.494	S. THOMAS	1:46.195	1:46.503	
12	H. FISHER	35.254	O. BIRKITT	28.670	S. MORROW	42.839	O. BIRKITT	1:46.210	1:46.849	
13	H. DOWNIE	35.281	H. DOWNIE	28.740	R. ROSSITER	42.934	S. MORROW	1:46.232	1:46.708	
14	D. KREMER	35.410	H. FISHER	28.843	J. McHUGH	42.945	H. FISHER	1:47.694	1:48.448	
15	O. BIRKITT	35.572	J. WALSH	28.874	S. THOMAS	43.102	D. KREMER	1:47.909	1:48.579	
16	C. EISEL	35.887	M. BROWN	28.897	M. BROWN	43.189	M. BROWN	1:48.218	1:48.457	
17	J. KOLB	35.943	J. KOLB	28.979	D. KREMER	43.198	J. McHUGH	1:48.238	1:48.974	
18	T. WILLIAMS	36.025	J. McHUGH	29.000	L. ALLEN	43.315	C. EISEL	1:48.697	1:50.125	
19	M. BROWN	36.132	N. PERRETT	29.250	C. EISEL	43.444	R. ROSSITER	1:48.745	1:49.053	
20	F. STAMPE	36.171	L. ALLEN	29.269	C. FORD	43.503	J. WALSH	1:48.817	1:49.341	
21	J. McHUGH	36.293	D. KREMER	29.301	J. WALSH	43.566	J. KOLB	1:49.454	1:50.378	
22	J. WALSH	36.377	C. CADD	29.309	H. FISHER	43.597	F. STAMPE	1:49.513	1:50.359	
23	R. ROSSITER	36.383	L. FARR	29.336	T. WILLIAMS	43.607	L. ALLEN	1:49.693	1:50.011	
24	N. PERRETT	36.452	C. EISEL	29.366	C. BOWMAN	43.680	T. WILLIAMS	1:49.744	1:50.136	
25	R. MATTHEWS-TAYL	36.623	R. ROSSITER	29.428	R. LAWLER	43.705	N. PERRETT	1:49.831	1:50.454	
26	L. FARR	36.645	R. MATTHEWS-TAYL	29.437	F. STAMPE	43.722	L. FARR	1:49.880	1:49.969	
27	C. FORD	36.963	J. McCLOSKEY	29.447	J. McCLOSKEY	43.852	C. FORD	1:49.964	1:51.197	
28	C. CADD	36.994	C. FORD	29.498	L. FARR	43.899	R. MATTHEWS-	1:50.278	1:50.781	
29	R. LAWLER	37.067	F. STAMPE	29.620	N. PERRETT	44.129	C. BOWMAN	1:50.684	1:51.764	
30	L. ALLEN	37.109	C. BOWMAN	29.636	R. MATTHEWS-TAYL	44.218	R. LAWLER	1:50.829	1:51.160	
31	K. LITTLE	37.310	N. JAMES	29.738	J. KOLB	44.532	J. McCLOSKEY	1:50.897	1:51.285	
32	C. BOWMAN	37.368	K. LITTLE	29.871	N. JAMES	44.727	C. CADD	1:51.104	1:51.204	
33	J. MILLER	37.396	R. LAWLER	30.057	C. CADD	44.801	N. JAMES	1:51.977	1:52.475	
34	N. JAMES	37.512	T. WILLIAMS	30.112	J. MILLER	45.081	J. MILLER	1:52.848	1:53.596	
35	L. ROCHE	37.520	J. TAPLIN	30.123	T. SCHULENBURG	45.313	K. LITTLE	1:53.549	1:54.604	
36	J. McCLOSKEY	37.598	J. MILLER	30.371	J. TAPLIN	45.848	J. TAPLIN	1:54.115	1:55.227	
37	R. TONGUE	37.698	T. SCHULENBURG	30.543	K. LITTLE	46.368	T. SCHULENBUR	1:54.364	1:54.833	
38	J. TAPLIN	38.144	R. TONGUE	30.544	R. TONGUE	46.642	R. TONGUE	1:54.884	1:55.649	
39	T. SCHULENBURG	38.508	L. ROCHE	30.668	L. ROCHE	46.803	L. ROCHE	1:54.991	1:55.785	

The results are provisional until the expiration of the time limit for protests and appeals.


Chief Timekeeper - Scott Laing


Race Director - Mark Hancock



www.computime.com.au
COMPUTIME RACE TIMING SYSTEMS PTY LTD





**Round 2
Canberra - ACT
18 & 19 April 2026**



MAXXIS

**MAXXIS MX3
PROVISIONAL ROUND POINTS**

MAXXIS MX3

Pos	No	Name	Machine	Rnd 2 Moto 1	Rnd 2 Moto 2	Total
1	96	Hayden DRAPER	Yamaha	25	25	50
2	275	Riley BURGESS	TBA	22	18	40
3	25	Cooper ROWE	Yamaha	14	20	34
4	38	Hayden DOWNIE	Yamaha	16	15	31
5	32	Jobe DUNNE	Yamaha	18	11	29
6	125	Heath DAVY	Yamaha	11	16	27
7	295	Seth THOMAS	GasGas	15	12	27
8	22	Jack ELLINGHAM	Honda	4	22	26
9	14	Heath FISHER	Honda	20	5	25
10	52	Jackson FULLER	KTM	9	13	22
11	658	Mason BROWN	Honda	10	9	19
12	6	Max COMPTON	Honda	12	7	19
13	610	Ollie BIRKITT	KTM		14	14
14	355	Justin McHUGH	Yamaha	8	6	14
15	254	Jack DEVESON	Yamaha	13		13
16	24	Seth MORROW	Honda		10	10
17	35	Lachlan ALLEN	Yamaha	6	3	9
18	5	Drew KREMER	GasGas		8	8
19	8	Rafael ROSSITER	Yamaha	7		7
20	75	Cooper FORD	KTM	5		5
21	425	Jackson WALSH	Husqvarna		4	4
22	130	Nate PERRETT	KTM	2	2	4
23	74	Ryder MATTHEWS-TAYLOR	Husqvarna	3	1	4
24	26	Cooper BOWMAN	Husqvarna	1		1


Chief Timekeeper - Scott Laing


Race Director - Mark Hancock



www.computime.com.au
COMPUTIME RACE TIMING SYSTEMS PTY LTD





Round 2 Canberra - ACT 18 & 19 April 2026



MAXXIS

MAXXIS MX3 PROVISIONAL PROGRESSIVE CHAMPIONSHIP POINTS

MAXXIS MX3

Pos	No	Name	Machine	Rnd 1 Wthgi	Rnd 2 Moto 1	Rnd 2 Moto 2	Total
1	96	Hayden DRAPER	Yamaha	45	25	25	95
2	275	Riley BURGESS	TBA	35	22	18	75
3	254	Jack DEVESON	Yamaha	47	13		60
4	52	Jackson FULLER	KTM	38	9	13	60
5	14	Heath FISHER	Honda	33	20	5	58
6	295	Seth THOMAS	GasGas	30	15	12	57
7	38	Hayden DOWNIE	Yamaha	22	16	15	53
8	32	Jobe DUNNE	Yamaha	20	18	11	49
9	22	Jack ELLINGHAM	Honda	17	4	22	43
10	25	Cooper ROWE	Yamaha		14	20	34
11	5	Drew KREMER	GasGas	21		8	29
12	125	Heath DAVY	Yamaha		11	16	27
13		Kyle HARVEY	KTM	25			25
14	24	Seth MORROW	Honda	15		10	25
15	35	Lachlan ALLEN	Yamaha	16	6	3	25
16	74	Ryder MATTHEWS-TAYLOR	Husqvarna	19	3	1	23
17	75	Cooper FORD	KTM	15	5		20
18	6	Max COMPTON	Honda		12	7	19
19	658	Mason BROWN	Honda		10	9	19
20		Corey EISEL	Honda	18			18
21	425	Jackson WALSH	Husqvarna	12		4	16
22	610	Ollie BIRKITT	KTM			14	14
23	355	Justin McHUGH	Yamaha		8	6	14
24		Nate EBBECK	KTM	8			8
25	8	Rafael ROSSITER	Yamaha		7		7
26	130	Nate PERRETT	KTM		2	2	4
27		Peter WOLFE	Husqvarna	4			4
28	26	Cooper BOWMAN	Husqvarna		1		1
29		Dylan GROMBALL	Stark	1			1
30		Ritchie LAWLER	KTM	1			1


Chief Timekeeper - Scott Laing


Race Director - Mark Hancock



www.computime.com.au
COMPUTIME RACE TIMING SYSTEMS PTY LTD





Round 2 Canberra - ACT 18 & 19 April 2026



MAXXIS MX3 Moto 2

Date: 19/04/26
Event: R06
Weather: Sunny - Temp: 18.2C
Track: Rutted

Started at: 13:57:04
Laps: 20 Min + 1 Lap
Starters: 39
Posted at: 2:27 PM

PROVISIONAL RACE INFORMATION

Time	Description
13:51:27	SIGHTING LAP STARTED
13:57:04	Event Start
13:57:20	Rider 22 (Jack ELLINGHAM) HOLE SHOT
14:20:37	Chequered Flag
14:22:42	Event Finish

The results are provisional until the expiration of the time limit for protests and appeals.

Chief Timekeeper - Scott Laing

Race Director - Mark Hancock



www.computime.com.au
COMPUTIME RACE TIMING SYSTEMS PTY LTD

