



# Round 3 Gillman - SA 10 May 2026



## PIRELLI MX2 Practice/Qualifying

Date: 10/05/26  
Event: Q01  
Weather: Cloudy - Temp: 11.7C  
Track: Good


Started at: 07:29:57  
Laps: 20 Min  
Starters: 0  
Posted at: 7:54 AM

### PROVISIONAL CLASSIFICATION

Pos	No	Name	Machine	Fastest Lap	On Lap	Behind Leader	Behind Prev
1	5	Alex LARWOOD (SA) / Honda Racing Australia	Honda CRF 250	1:51.272	10 of 10		
2	53	Dylan WALSH (VIC) / KTM Australia	KTM SXF 250	1:51.780	5 of 9	.508	.508
3	21	Ryder KINGSFORD (NSW) / Honda Racing Australia	Honda CRF 250	1:51.853	8 of 10	.581	.073
4	6	Byron DENNIS (NSW) / KTM Australia	KTM SXF 250	1:52.806	9 of 9	1.534	.953
5	22	Rhys BUDD (QLD) / Motocoach Elite Racing	Honda CRF 250	1:52.954	5 of 9	1.682	.148
6	86	Reid TAYLOR (NSW)	Husqvarna FC 250	1:52.991	5 of 9	1.719	.037
7	386	Haruki YOKOYAMA (VIC) / Kawasaki Aust. / Dunlop / Showa / On Point Suspension / Arai Helmets	Kawasaki KX 250	1:53.215	9 of 9	1.943	.224
8	18	Seth BURCHELL (NSW) / Monster Energy WBR Yamaha	Yamaha YZF 250	1:53.297	8 of 9	2.025	.082
9	20	Kayd KINGSFORD (NSW) / Honda Racing Australia	Honda CRF 250	1:53.402	6 of 7	2.130	.105
10	29	Noah FERGUSON (QLD) / Monster Energy Yamalube Yamaha	Yamaha YZF 250	1:53.474	6 of 9	2.202	.072
11	62	Ryan ALEXANDERSON (QLD) / JPM 360 Kawasaki	Kawasaki KX 250	1:54.291	8 of 10	3.019	.817
12	318	Madoc DIXON (VIC) / Kawasaki Motors Aust.	Kawasaki KX 250	1:54.519	5 of 9	3.247	.228
13	42	Jet ALSOP (QLD) / Pro Honda Racing / Thor / Michelin / Akrapovic / 6D Helmets / VP Race Fuels	Honda CRF 250	1:54.865	10 of 10	3.593	.346
14	7	Jayce COSFORD (QLD) / JPM 360 Kawasaki	Kawasaki KX 250	1:55.555	8 of 9	4.283	.690
15	215	Souya NAKAJIMA (QLD) / Monster Energy Yamalube Yamaha	Yamaha YZF 250	1:55.807	9 of 9	4.535	.252
16	40	Casey WILMINGTON (QLD) / BSMX / MPE / Terraquip / Baerick Motorsport / Fox	Husqvarna FC 250	1:57.789	9 of 9	6.517	1.982
17	47	Baylin TOWNSEND (VIC) / Beatons Pro Formula / Mental4moto / TomFit / 3D Glass & Aluminium	KTM SXF 250	1:59.409	7 of 9	8.137	1.620
18	113	Oskar KIMBER (VIC) / Advanced Cranes / Tommy Campers / Mental4Moto / FuSports / Motoz	KTM SXF 250	1:59.435	6 of 9	8.163	.026
19	68	Deegan ROSE (QLD) / JPM 360 Kawasaki	Kawasaki KX 250	2:00.168	6 of 10	8.896	.733
20	46	Thomas O'NEILL (QLD) / Jab Suspension / Bullet Bikes	Yamaha YZF 250	2:01.136	8 of 9	9.864	.968
21	111	Judd CHISLETT (VIC) / Bulk Nutrients Echuca Yamaha	Yamaha YZF 250	2:02.886	6 of 9	11.614	1.750
22	147	Clayton BOGUCKI (SA) / Territory Engin'g / LMH Diesel / Mortlock Racing / Riverland Plumbing & Gas	KTM SXF 250	2:03.022	5 of 9	11.750	.136
23	310	Brock HUTCHINS (TAS) / Maintenance Systems / build tech supplies / Belbin Excavation	Kawasaki KX 250	2:03.221	5 of 9	11.949	.199
24	415	Samuel ARMSTRONG (VIC) / Whitehouse M-c / OnPoint Susp. / Alpinestars / Monza Imports / Prime Design	Yamaha YZF 250	2:05.661	5 of 8	14.389	2.440
25	134	Cayden GRAY (NSW) / JMG / Moto Coach Elite Racing	Honda CRF 250	2:07.215	6 of 9	15.943	1.554
26	532	Ryan CLARK (NSW) / RSM M-cycles / Maxxis MotoAus / Team Green / Maxima	Kawasaki KX 250	2:07.353	5 of 8	16.081	.138
27	143	Thomas GADSDEN (VIC) / Krooztune Susp. / Mental4Moto / EliteDesign.Co / Powersports Kawasaki	Kawasaki KX 250	2:11.054	7 of 8	19.782	3.701
28	225	Hadley GAINFORT (NSW) / Motocoach Elite Racing / Honda Aust. / Boyds M-c Surgery / Mudgee Honda	Honda CRF 250	2:14.912	7 of 8	23.640	3.858
29	28	Otto SPURLING (SA) / Mitcham Marine / Olympic Party Hire / Moto Adelaide / CTC Surfcraft	Honda CRF 250	2:15.263	7 of 7	23.991	.351
30	94	Koby HANTIS (NSW) / Yamaha Aust. / MXRP / 321 M-sports / VP Racing Fuels / Forth Crew	Yamaha YZF 250	.000	0 of 4		

\*\*\* ALL RIDERS QUALIFY \*\*\*

The results are provisional until the end of the time limit for protests and appeals.

  
Chief Timekeeper - Scott Laing

  
Race Director - Mark Hancock



[www.computime.com.au](http://www.computime.com.au)  
COMPUTIME RACE TIMING SYSTEMS PTY LTD





# Round 3 Gillman - SA 10 May 2026



## PIRELLI MX2 Practice/Qualifying

Date: 10/05/26  
Event: Q01  
Weather: Cloudy - Temp: 11.7C  
Track: Good

Started at: 07:29:57  
Laps: 20 Min  
Starters: 0  
Posted at: 7:54 AM

### PROVISIONAL LAP TIMES

No	Name	Lap 1	Lap 2	Lap 3	Lap 4	Lap 5	Lap 6	Lap 7	Lap 8	Lap 9	Lap 10
5	Alex LARWOOD (SA)	3:26.183	1:58.610	1:55.483	2:15.569	1:58.034	1:52.786	1:51.863	2:18.102	1:59.814	<u>1:51.272</u>
6	Byron DENNIS (NSW)	3:52.790	2:03.111	2:02.736	2:30.637	1:52.856	2:14.285	1:54.016	2:09.749	<u>1:52.806</u>	
7	Jayce COSFORD (QLD)	3:29.411	2:06.373	2:04.028	2:39.237	1:55.641	2:10.393	2:01.402	<u>1:55.555</u>	2:03.803	
18	Seth BURCHELL (NSW)	3:43.066	2:01.469	2:15.544	2:13.076	2:05.007	1:53.833	2:27.166	<u>1:53.297</u>	1:53.691	
20	Kayd KINGSFORD (NSW)	4:00.937	1:59.476	2:19.498	2:43.052	2:08.680	<u>1:53.402</u>	7:00.744			
21	Ryder KINGSFORD (NSW)	3:44.645	2:02.146	1:55.894	2:02.850	2:04.337	1:51.931	2:10.695	<u>1:51.853</u>	2:07.478	1:51.956
22	Rhys BUDD (QLD)	3:18.674	2:00.893	2:02.419	2:42.502	<u>1:52.954</u>	1:54.166	2:11.987	2:03.612	1:53.550	
28	Otto SPURLING (SA)	4:05.638	2:34.747	4:23.911	2:16.216	2:24.489	2:15.341	<u>2:15.263</u>			
29	Noah FERGUSON (QLD)	3:02.425	1:52.521	2:05.441	3:08.699	1:55.312	<u>1:53.474</u>	2:04.477	2:14.550	1:53.896	
40	Casey WILMINGTON (QLD)	4:11.993	2:02.181	2:17.956	2:21.942	1:59.083	2:18.995	1:58.969	2:16.824	<u>1:57.789</u>	
42	Jet ALSOP (QLD)	3:12.728	2:01.912	2:09.061	2:14.821	2:06.204	1:56.570	2:13.075	1:54.879	1:55.195	<u>1:54.865</u>
46	Thomas O'NEILL (QLD)	3:24.654	2:09.988	2:02.199	2:03.154	2:18.703	2:04.148	2:09.449	<u>2:01.136</u>	2:02.552	
47	Baylin TOWNSEND (VIC)	3:48.677	2:10.185	2:05.791	2:27.331	2:00.093	2:15.457	<u>1:59.409</u>	2:21.398	2:02.127	
53	Dylan WALSH (VIC)	4:23.581	2:08.839	2:06.696	2:13.374	<u>1:51.780</u>	2:19.851	1:51.839	2:19.904	2:33.986	
62	Ryan ALEXANDERSON (QLD)	3:05.647	1:57.847	1:56.899	2:03.917	1:55.494	1:54.921	2:01.727	<u>1:54.291</u>	2:08.136	1:55.079
68	Deegan ROSE (QLD)	3:14.104	2:04.803	2:03.294	2:16.118	2:02.401	<u>2:00.168</u>	2:01.687	2:12.354	2:00.570	2:13.064
86	Reid TAYLOR (NSW)	3:07.705	1:57.640	2:01.042	3:11.311	<u>1:52.991</u>	2:11.048	1:53.270	2:13.428	1:53.520	
94	Koby HANTIS (NSW)	3:11.203	2:01.960	1:55.347	2:51.753						
111	Judd CHISLETT (VIC)	3:13.428	2:09.253	2:04.611	2:14.058	2:54.747	<u>2:02.886</u>	2:03.704	2:12.109	2:04.757	
113	Oskar KIMBER (VIC)	3:20.929	2:05.414	2:05.601	2:05.306	2:14.370	<u>1:59.435</u>	2:15.913	2:11.743	2:17.153	
134	Cayden GRAY (NSW)	3:39.271	2:18.262	2:10.431	2:12.532	2:16.545	<u>2:07.215</u>	2:20.945	2:13.427	2:21.264	
143	Thomas GADSDEN (VIC)	4:02.854	2:22.667	2:20.934	2:27.119	2:11.152	2:49.383	<u>2:11.054</u>	2:42.159		
147	Clayton BOGUCKI (SA)	3:30.758	2:06.316	2:07.296	2:21.228	<u>2:03.022</u>	2:04.571	2:40.199	2:08.515	2:19.367	
215	Souya NAKAJIMA (QLD)	3:09.679	1:57.013	1:55.670	2:02.797	3:07.816	1:57.623	2:01.221	1:56.768	<u>1:55.807</u>	
225	Hadley GAINFORT (NSW)	3:22.265	2:14.470	2:13.325	2:33.064	2:17.158	2:32.669	<u>2:14.912</u>	2:32.115		
310	Brock HUTCHINS (TAS)	3:32.044	2:08.625	2:09.969	2:16.711	<u>2:03.221</u>	2:17.971	2:05.534	2:15.257	2:04.202	
318	Madoc DIXON (VIC)	3:34.859	2:04.075	2:14.184	2:36.889	<u>1:54.519</u>	2:27.168	2:03.456	1:59.355	1:55.081	
386	Haruki YOKOYAMA (VIC)	3:48.588	2:02.756	2:03.339	2:06.457	1:53.789	2:01.347	2:39.989	1:54.356	<u>1:53.215</u>	
415	Samuel ARMSTRONG (VIC)	3:37.022	2:18.352	2:19.336	3:06.592	<u>2:05.661</u>	2:29.855	2:23.674	2:20.831		
532	Ryan CLARK (NSW)	3:56.033	2:16.549	2:10.059	2:13.134	<u>2:07.353</u>	2:38.061	2:22.168	3:50.198		

\*\*\* ALL RIDERS QUALIFY \*\*\*

The results are provisional until the end of the time limit for protests and appeals.

*Scott Laing*

Chief Timekeeper - Scott Laing

*Mark Hancock*

Race Director - Mark Hancock



[www.computime.com.au](http://www.computime.com.au)  
COMPUTIME RACE TIMING SYSTEMS PTY LTD





# Round 3 Gillman - SA 10 May 2026



## PIRELLI MX2 Practice/Qualifying

Date: 10/05/26  
Event: Q01  
Weather: Cloudy - Temp: 11.7C  
Track: Good

Started at: 07:29:57  
Laps: 20 Min  
Starters: 0  
Posted at: 7:54 AM

### PROVISIONAL SECTOR TIMES

Lap	Sector 1	Sector 2	Sector 3	Sector 4	Lap Time	Lap	Sector 1	Sector 2	Sector 3	Sector 4	Lap Time
<b>5 Alex LARWOOD (SA) (1st)</b>						7	20.278	54.302	36.135	36.451	2:27.166
1	1:20.512	54.725	38.712	32.234	3:26.183	8	15.210	40.022	<b>32.050</b>	<b>26.015</b>	<b>1:53.297</b>
2	17.244	41.568	32.610	27.188	1:58.610	9	<b>15.042</b>	40.118	32.462	26.069	1:53.691
3	15.601	40.874	32.615	26.393	1:55.483	<b>20 Kayd KINGSFORD (NSW) (9th)</b>					
4	16.568	49.320	38.705	30.976	2:15.569	1	1:39.440	56.879	46.528	38.090	4:00.937
5	16.087	41.242	34.136	26.569	1:58.034	2	17.485	42.327	32.672	26.992	1:59.476
6	15.295	39.568	31.938	25.985	1:52.786	3	16.732	52.028	40.673	30.065	2:19.498
7	<b>15.019</b>	40.153	31.291	<b>25.400</b>	1:51.863	4	19.120	1:07.458	39.689	36.785	2:43.052
8	17.265	48.838	39.976	32.023	2:18.102	5	15.147	<b>39.003</b>	38.302	36.228	2:08.680
9	15.108	43.860	34.149	26.697	1:59.814	6	<b>14.906</b>	40.296	<b>32.107</b>	<b>26.093</b>	<b>1:53.402</b>
10	15.240	<b>39.376</b>	<b>31.193</b>	25.463	<b>1:51.272</b>	7	4:45.479	1:00.152	41.561	33.552	7:00.744
<b>6 Byron DENNIS (NSW) (4th)</b>						<b>21 Ryder KINGSFORD (NSW) (3rd)</b>					
1	1:33.745	1:01.784	43.086	34.175	3:52.790	1	1:31.243	57.546	43.026	32.830	3:44.645
2	17.047	43.750	34.469	27.845	2:03.111	2	17.758	43.098	34.831	26.459	2:02.146
3	17.405	42.241	33.375	29.715	2:02.736	3	15.166	41.240	32.133	27.355	1:55.894
4	18.396	1:00.319	42.661	29.261	2:30.637	4	16.410	41.418	33.864	31.158	2:02.850
5	15.105	<b>39.633</b>	32.133	25.985	1:52.856	5	16.987	42.433	35.371	29.546	2:04.337
6	20.432	47.752	37.443	28.658	2:14.285	6	15.132	<b>38.822</b>	31.596	26.381	1:51.931
7	14.989	40.083	33.050	<b>25.894</b>	1:54.016	7	19.264	47.690	34.443	29.298	2:10.695
8	18.389	49.020	34.730	27.610	2:09.749	8	<b>14.773</b>	39.980	<b>31.187</b>	25.913	<b>1:51.853</b>
9	<b>14.835</b>	40.090	<b>31.731</b>	26.150	<b>1:52.806</b>	9	15.139	50.528	36.098	<b>25.713</b>	2:07.478
<b>7 Jayce COSFORD (QLD) (14th)</b>						10	15.539	38.931	31.505	25.981	1:51.956
1	1:18.344	56.540	41.393	33.134	3:29.411	<b>22 Rhys BUDD (QLD) (5th)</b>					
2	17.699	43.736	36.180	28.758	2:06.373	1	1:14.699	51.857	39.231	32.887	3:18.674
3	16.888	43.687	35.904	27.549	2:04.028	2	16.220	42.715	34.484	27.474	2:00.893
4	18.680	54.462	51.927	34.168	2:39.237	3	16.838	45.454	33.600	26.527	2:02.419
5	15.500	<b>40.568</b>	<b>32.853</b>	26.720	1:55.641	4	16.411	58.997	48.142	38.952	2:42.502
6	16.362	50.286	35.754	27.991	2:10.393	5	<b>15.022</b>	<b>39.755</b>	32.305	25.872	<b>1:52.954</b>
7	15.616	41.660	35.608	28.518	2:01.402	6	15.273	40.997	32.136	25.760	1:54.166
8	<b>15.315</b>	40.660	33.168	<b>26.412</b>	<b>1:55.555</b>	7	18.736	48.775	35.814	28.662	2:11.987
9	15.801	42.576	33.832	31.594	2:03.803	8	15.575	42.491	35.388	30.158	2:03.612
<b>18 Seth BURCHELL (NSW) (8th)</b>						9	15.327	40.988	<b>31.554</b>	<b>25.681</b>	1:53.550
1	1:32.311	54.774	40.770	35.211	3:43.066	<b>28 Otto SPURLING (SA) (29th)</b>					
2	17.911	42.732	33.914	26.912	2:01.469	1	1:52.082	53.367	42.393	37.796	4:05.638
3	15.597	52.392	38.872	28.683	2:15.544	2	18.080	<b>48.136</b>	56.532	31.999	2:34.747
4	18.909	41.242	40.754	32.171	2:13.076	3	2:19.770	49.511	40.112	34.518	4:23.911
5	15.554	42.786	39.917	26.750	2:05.007	4	<b>17.864</b>	48.932	38.673	30.747	2:16.216
6	15.330	<b>39.917</b>	32.266	26.320	1:53.833						

*Scott Laing*  
Chief Timekeeper - Scott Laing

*Mark Hancock*  
Race Director - Mark Hancock





# Round 3 Gillman - SA 10 May 2026



## PIRELLI MX2 Practice/Qualifying

Date: 10/05/26  
Event: Q01  
Weather: Cloudy - Temp: 11.7C  
Track: Good

Started at: 07:29:57  
Laps: 20 Min  
Starters: 0  
Posted at: 7:54 AM

### PROVISIONAL SECTOR TIMES

Lap	Sector 1	Sector 2	Sector 3	Sector 4	Lap Time	Lap	Sector 1	Sector 2	Sector 3	Sector 4	Lap Time
5	18.184	51.686	40.869	33.750	2:24.489	3	15.921	44.767	<b>33.383</b>	28.128	2:02.199
6	18.026	49.079	37.810	30.426	2:15.341	4	16.422	<b>43.090</b>	34.104	29.538	2:03.154
7	18.172	49.235	<b>37.762</b>	<b>30.094</b>	<b>2:15.263</b>	5	19.316	49.051	38.518	31.818	2:18.703
<b>29 Noah FERGUSON (QLD) (10th)</b>						6	<b>15.648</b>	43.130	35.074	30.296	2:04.148
1	1:12.939	44.315	35.955	29.216	3:02.425	7	15.864	45.987	37.108	30.490	2:09.449
2	15.812	39.026	<b>31.467</b>	26.216	1:52.521	8	16.388	43.230	33.830	27.688	<b>2:01.136</b>
3	15.204	43.351	34.788	32.098	2:05.441	9	16.216	44.423	34.333	<b>27.580</b>	2:02.552
4	30.008	1:13.087	52.060	33.544	3:08.699	<b>47 Baylin TOWNSEND (VIC) (17th)</b>					
5	15.393	<b>38.814</b>	34.126	26.979	1:55.312	1	1:28.535	1:00.345	44.598	35.199	3:48.677
6	<b>14.661</b>	39.953	32.765	26.095	<b>1:53.474</b>	2	19.275	47.273	34.760	28.877	2:10.185
7	14.774	44.948	35.791	28.964	2:04.477	3	17.109	45.521	35.389	27.772	2:05.791
8	15.013	53.930	35.922	29.685	2:14.550	4	16.447	53.904	41.415	35.565	2:27.331
9	14.936	40.437	32.500	<b>26.023</b>	1:53.896	5	16.210	<b>41.377</b>	35.229	<b>27.277</b>	2:00.093
<b>40 Casey WILMINGTON (QLD) (16th)</b>						6	16.727	46.255	42.928	29.547	2:15.457
1	1:58.585	53.541	43.207	36.660	4:11.993	7	<b>15.767</b>	42.223	<b>33.862</b>	27.557	<b>1:59.409</b>
2	17.514	43.196	33.852	27.619	2:02.181	8	21.892	51.430	38.131	29.945	2:21.398
3	24.296	47.965	33.914	31.781	2:17.956	9	16.480	43.969	34.007	27.671	2:02.127
4	19.224	53.088	37.028	32.602	2:21.942	<b>53 Dylan WALSH (VIC) (2nd)</b>					
5	16.018	42.331	33.543	<b>27.191</b>	1:59.083	1	1:46.769	1:00.922	51.950	43.940	4:23.581
6	24.004	51.406	35.490	28.095	2:18.995	2	17.005	43.867	37.395	30.572	2:08.839
7	16.020	42.650	32.850	27.449	1:58.969	3	16.187	45.955	35.071	29.483	2:06.696
8	21.421	47.648	35.798	31.957	2:16.824	4	17.823	45.207	37.501	32.843	2:13.374
9	<b>15.825</b>	<b>42.160</b>	<b>32.572</b>	27.232	<b>1:57.789</b>	5	15.308	<b>39.079</b>	31.396	<b>25.997</b>	<b>1:51.780</b>
<b>42 Jet ALSOP (QLD) (13th)</b>						6	18.860	48.078	41.874	31.039	2:19.851
1	1:13.777	49.352	38.032	31.567	3:12.728	7	14.813	40.020	<b>30.715</b>	26.291	1:51.839
2	16.636	42.682	34.724	27.870	2:01.912	8	21.195	47.875	39.396	31.438	2:19.904
3	17.385	50.616	34.508	26.552	2:09.061	9	<b>14.625</b>	1:02.976	42.714	33.671	2:33.986
4	16.343	46.447	41.657	30.374	2:14.821	<b>62 Ryan ALEXANDERSON (QLD) (11th)</b>					
5	17.784	42.945	34.376	31.099	2:06.204	1	1:12.682	45.606	37.060	30.299	3:05.647
6	15.542	40.489	33.301	27.238	1:56.570	2	16.622	41.151	33.295	26.779	1:57.847
7	20.321	45.823	37.604	29.327	2:13.075	3	15.785	40.993	32.735	27.386	1:56.899
8	<b>14.965</b>	41.140	<b>31.896</b>	26.878	1:54.879	4	16.466	44.771	34.287	28.393	2:03.917
9	15.254	41.191	32.523	<b>26.227</b>	1:55.195	5	15.574	40.531	32.419	26.970	1:55.494
10	15.549	<b>40.103</b>	32.152	27.061	<b>1:54.865</b>	6	15.321	40.307	32.751	26.542	1:54.921
<b>46 Thomas O'NEILL (QLD) (20th)</b>						7	15.243	43.248	34.448	28.788	2:01.727
1	1:18.623	53.234	40.166	32.631	3:24.654	8	<b>14.999</b>	40.675	<b>32.281</b>	<b>26.336</b>	<b>1:54.291</b>
2	17.511	47.109	36.801	28.567	2:09.988	9	15.666	43.668	36.215	32.587	2:08.136
						10	15.409	<b>40.017</b>	32.918	26.735	1:55.079

*Scott Laing*  
Chief Timekeeper - Scott Laing

*Mark Hancock*  
Race Director - Mark Hancock





# Round 3 Gillman - SA 10 May 2026



## PIRELLI MX2 Practice/Qualifying

Date: 10/05/26  
Event: Q01  
Weather: Cloudy - Temp: 11.7C  
Track: Good

Started at: 07:29:57  
Laps: 20 Min  
Starters: 0  
Posted at: 7:54 AM

### PROVISIONAL SECTOR TIMES

Lap	Sector 1	Sector 2	Sector 3	Sector 4	Lap Time	Lap	Sector 1	Sector 2	Sector 3	Sector 4	Lap Time
<b>68 Deegan ROSE (QLD) (19th)</b>						1	1:18.944	49.572	40.821	31.592	3:20.929
1	1:13.796	48.996	38.778	32.534	3:14.104	2	16.753	43.644	35.231	29.786	2:05.414
2	17.710	44.125	35.159	27.809	2:04.803	3	16.452	43.253	35.615	30.281	2:05.601
3	16.095	44.225	34.179	28.795	2:03.294	4	16.415	44.116	34.553	30.222	2:05.306
4	17.222	44.600	35.461	38.835	2:16.118	5	17.873	46.727	39.971	29.799	2:14.370
5	17.321	42.984	<b>33.600</b>	28.496	2:02.401	6	16.079	<b>41.623</b>	<b>34.434</b>	<b>27.299</b>	<b>1:59.435</b>
6	<b>15.618</b>	<b>42.603</b>	33.963	27.984	<b>2:00.168</b>	7	23.344	46.981	36.763	28.825	2:15.913
7	15.979	43.989	33.947	27.772	2:01.687	8	<b>15.808</b>	47.644	39.014	29.277	2:11.743
8	19.297	49.838	34.701	28.518	2:12.354	9	16.228	50.912	37.953	32.060	2:17.153
9	16.211	43.326	33.980	<b>27.053</b>	2:00.570						
10	18.304	47.218	37.080	30.462	2:13.064						
						<b>134 Cayden GRAY (NSW) (25th)</b>					
						1	1:29.674	54.067	41.588	33.942	3:39.271
						2	18.899	48.449	38.942	31.972	2:18.262
						3	17.125	45.378	38.628	29.300	2:10.431
						4	17.117	45.725	39.256	30.434	2:12.532
						5	<b>16.980</b>	<b>44.104</b>	39.396	36.065	2:16.545
						6	17.088	45.311	<b>36.191</b>	<b>28.625</b>	<b>2:07.215</b>
						7	17.028	54.454	39.132	30.331	2:20.945
						8	17.004	46.235	39.475	30.713	2:13.427
						9	17.621	48.797	42.857	31.989	2:21.264
						<b>143 Thomas GADSDEN (VIC) (27th)</b>					
						1	1:36.078	1:01.293	47.096	38.387	4:02.854
						2	18.269	49.942	42.224	32.232	2:22.667
						3	19.186	49.022	39.277	33.449	2:20.934
						4	23.196	50.456	40.998	32.469	2:27.119
						5	<b>17.020</b>	47.094	37.722	<b>29.316</b>	2:11.152
						6	27.685	56.292	47.911	37.495	2:49.383
						7	17.557	<b>46.522</b>	<b>37.381</b>	29.594	<b>2:11.054</b>
						8	25.550	56.510	46.525	33.574	2:42.159
						<b>147 Clayton BOGUCKI (SA) (22th)</b>					
						1	1:22.049	54.791	40.648	33.270	3:30.758
						2	17.546	43.685	35.527	29.558	2:06.316
						3	18.300	43.838	35.034	30.124	2:07.296
						4	20.027	46.612	41.657	32.932	2:21.228
						5	<b>16.374</b>	43.367	35.071	<b>28.210</b>	<b>2:03.022</b>
						6	16.808	<b>43.035</b>	<b>34.721</b>	30.007	2:04.571
						7	22.856	58.914	41.931	36.498	2:40.199
						8	16.548	45.402	35.246	31.319	2:08.515
						9	16.854	43.463	43.945	35.105	2:19.367
						<b>94 Koby HANTIS (NSW) (30th)</b>					
						1	1:12.981	48.883	38.579	30.760	3:11.203
						2	16.354	42.394	34.997	28.215	2:01.960
						3	<b>15.684</b>	<b>39.966</b>	<b>33.381</b>	<b>26.316</b>	1:55.347
						4	20.032	48.007	38.498	1:05.216	2:51.753
						<b>111 Judd CHISLETT (VIC) (21th)</b>					
						1	1:14.815	49.793	37.627	31.193	3:13.428
						2	17.460	46.649	36.208	28.936	2:09.253
						3	16.683	44.367	35.332	28.229	2:04.611
						4	17.426	45.617	39.127	31.888	2:14.058
						5	1:08.480	<b>42.383</b>	34.790	29.094	2:54.747
						6	<b>16.073</b>	44.131	34.580	<b>28.102</b>	<b>2:02.886</b>
						7	16.240	44.499	<b>34.244</b>	28.721	2:03.704
						8	17.580	45.777	36.306	32.446	2:12.109
						9	16.534	43.406	36.037	28.780	2:04.757
						<b>113 Oskar KIMBER (VIC) (18th)</b>					

*Scott Laing*  
Chief Timekeeper - Scott Laing

*Mark Hancock*  
Race Director - Mark Hancock





# Round 3 Gillman - SA 10 May 2026



## PIRELLI MX2 Practice/Qualifying

Date: 10/05/26  
Event: Q01  
Weather: Cloudy - Temp: 11.7C  
Track: Good

Started at: 07:29:57  
Laps: 20 Min  
Starters: 0  
Posted at: 7:54 AM

### PROVISIONAL SECTOR TIMES

Lap	Sector 1	Sector 2	Sector 3	Sector 4	Lap Time	Lap	Sector 1	Sector 2	Sector 3	Sector 4	Lap Time
<b>215 Souya NAKAJIMA (QLD) (15th)</b>						6	19.843	48.090	48.989	30.246	2:27.168
1	1:13.957	47.609	37.364	30.749	3:09.679	7	<u>15.147</u>	47.948	33.057	27.304	2:03.456
2	16.048	<b>40.839</b>	33.145	26.981	1:57.013	8	15.881	42.061	34.989	<b>26.424</b>	1:59.355
3	15.485	41.325	32.301	26.559	1:55.670	9	15.558	<b>39.905</b>	32.911	26.707	1:55.081
4	16.111	41.532	34.581	30.573	2:02.797	<b>386 Haruki YOKOYAMA (VIC) (7th)</b>					
5	1:18.899	45.020	36.893	27.004	3:07.816	1	1:34.996	56.902	43.134	33.556	3:48.588
6	15.625	42.181	32.787	27.030	1:57.623	2	17.822	41.409	35.171	28.354	2:02.756
7	15.476	43.425	34.511	27.809	2:01.221	3	16.693	41.970	34.403	30.273	2:03.339
8	<b>15.407</b>	41.963	32.793	26.605	1:56.768	4	16.662	42.899	36.051	30.845	2:06.457
9	15.838	41.923	<b>31.767</b>	<b>26.279</b>	<b>1:55.807</b>	5	15.892	<b>39.819</b>	31.528	26.550	1:53.789
<b>225 Hadley GAINFORT (NSW) (28th)</b>						6	15.431	40.424	37.606	27.886	2:01.347
1	1:16.804	50.889	40.831	33.741	3:22.265	7	<b>15.342</b>	1:16.243	39.349	29.055	2:39.989
2	17.717	48.104	37.260	31.389	2:14.470	8	16.063	40.454	32.020	25.819	1:54.356
3	18.073	48.042	<b>37.194</b>	<b>30.016</b>	2:13.325	9	15.544	40.453	<b>31.479</b>	<b>25.739</b>	<b>1:53.215</b>
4	18.496	56.479	43.558	34.531	2:33.064	<b>415 Samuel ARMSTRONG (VIC) (24th)</b>					
5	<b>17.543</b>	<b>47.853</b>	40.885	30.877	2:17.158	1	1:25.284	55.873	42.447	33.418	3:37.022
6	18.631	56.599	40.206	37.233	2:32.669	2	18.489	50.070	38.007	31.786	2:18.352
7	18.054	47.967	37.580	31.311	<b>2:14.912</b>	3	23.447	47.876	37.304	30.709	2:19.336
8	23.709	52.555	45.128	30.723	2:32.115	4	1:09.510	50.431	36.883	29.768	3:06.592
<b>310 Brock HUTCHINS (TAS) (23th)</b>						5	<b>16.971</b>	<b>44.452</b>	<b>35.164</b>	<b>29.074</b>	<b>2:05.661</b>
1	1:19.924	55.439	43.266	33.415	3:32.044	6	21.183	51.310	46.998	30.364	2:29.855
2	17.025	46.060	36.178	29.362	2:08.625	7	17.073	49.473	40.679	36.449	2:23.674
3	17.240	45.991	36.585	30.153	2:09.969	8	16.992	53.019	39.111	31.709	2:20.831
4	20.103	47.774	37.260	31.574	2:16.711	<b>532 Ryan CLARK (NSW) (26th)</b>					
5	17.102	<b>43.720</b>	<b>33.985</b>	28.414	<b>2:03.221</b>	1	1:28.281	1:01.925	46.983	38.844	3:56.033
6	22.033	50.317	36.502	29.119	2:17.971	2	18.427	48.185	38.665	31.272	2:16.549
7	<b>16.504</b>	45.552	35.298	<b>28.180</b>	2:05.534	3	18.448	46.781	<b>35.101</b>	29.729	2:10.059
8	22.877	46.766	36.325	29.289	2:15.257	4	18.058	45.592	36.365	33.119	2:13.134
9	16.601	43.735	35.345	28.521	2:04.202	5	17.520	<b>44.733</b>	36.074	<b>29.026</b>	<b>2:07.353</b>
<b>318 Madoc DIXON (VIC) (12th)</b>						6	22.403	54.641	45.677	35.340	2:38.061
1	1:25.152	53.958	41.412	34.337	3:34.859	7	<b>17.381</b>	50.936	39.828	34.023	2:22.168
2	17.136	41.532	35.167	30.240	2:04.075	8	1:40.796	55.333	44.305	29.764	3:50.198
3	20.614	45.879	37.386	30.305	2:14.184						
4	20.894	1:00.077	47.275	28.643	2:36.889						
5	15.653	40.283	<b>32.124</b>	26.459	<b>1:54.519</b>						

\*\*\* ALL RIDERS QUALIFY \*\*\*

The results are provisional until the end of the time limit for protests and appeals.

*Scott Laing*  
Chief Timekeeper - Scott Laing

*Mark Hancock*  
Race Director - Mark Hancock



[www.computime.com.au](http://www.computime.com.au)  
COMPUTIME RACE TIMING SYSTEMS PTY LTD





# Round 3 Gillman - SA 10 May 2026



## PIRELLI MX2 Practice/Qualifying

Date: 10/05/26  
Event: Q01  
Weather: Cloudy - Temp: 11.7C  
Track: Good


Started at: 07:29:57  
Laps: 20 Min  
Starters: 0  
Posted at: 7:54 AM

### PROVISIONAL FASTEST LAPS SEQUENCE

Race Time	No	Name	Machine	Fastest Lap	On Lap
4:54.946	29	Noah FERGUSON (QLD)	Yamaha YZF 250	1:52.521	2
12:44.270	53	Dylan WALSH (VIC)	KTM SXF 250	1:51.780	5
21:27.716	5	Alex LARWOOD (SA)	Honda CRF 250	1:51.272	10

\*\*\* ALL RIDERS QUALIFY \*\*\*

The results are provisional until the end of the time limit for protests and appeals.

  
Chief Timekeeper - Scott Laing

  
Race Director - Mark Hancock



[www.computime.com.au](http://www.computime.com.au)  
COMPUTIME RACE TIMING SYSTEMS PTY LTD





# Round 3 Gillman - SA 10 May 2026



## PIRELLI MX2 Practice/Qualifying

Date: 10/05/26  
Event: Q01  
Weather: Cloudy - Temp: 11.7C  
Track: Good

Started at: 07:29:57  
Laps: 20 Min  
Starters: 0  
Posted at: 7:54 AM

### PROVISIONAL BEST SECTOR TIMES

Pos	Sector 1		Sector 2		Sector 3		Sector 4		Lap		
	Name	Time	Name	Time	Name	Time	Name	Time	Name	Ideal	Fastest
1	D. WALSH	14.625	N. FERGUSON	38.814	D. WALSH	30.715	A. LARWOOD	25.400	<b>D. WALSH</b>	<b>1:50.416</b>	1:51.780
2	N. FERGUSON	14.661	R. KINGSFORD	38.822	R. KINGSFORD	31.187	R. BUDD	25.681	<b>R. KINGSFORD</b>	<b>1:50.495</b>	1:51.853
3	R. TAYLOR	14.709	K. KINGSFORD	39.003	A. LARWOOD	31.193	R. KINGSFORD	25.713	<b>N. FERGUSON</b>	<b>1:50.965</b>	1:53.474
4	R. KINGSFORD	14.773	D. WALSH	39.079	N. FERGUSON	31.467	H. YOKOYAMA	25.739	<b>A. LARWOOD</b>	<b>1:50.988</b>	1:51.272
5	B. DENNIS	14.835	A. LARWOOD	39.376	H. YOKOYAMA	31.479	B. DENNIS	25.894	<b>R. TAYLOR</b>	<b>1:51.850</b>	1:52.991
6	K. KINGSFORD	14.906	R. TAYLOR	39.510	R. BUDD	31.554	D. WALSH	25.997	<b>R. BUDD</b>	<b>1:52.012</b>	1:52.954
7	J. ALSOP	14.965	B. DENNIS	39.633	R. TAYLOR	31.580	S. BURCHELL	26.015	<b>B. DENNIS</b>	<b>1:52.093</b>	1:52.806
8	R. ALEXANDER	14.999	R. BUDD	39.755	B. DENNIS	31.731	N. FERGUSON	26.023	<b>K. KINGSFORD</b>	<b>1:52.109</b>	1:53.402
9	A. LARWOOD	15.019	H. YOKOYAMA	39.819	S. NAKAJIMA	31.767	R. TAYLOR	26.051	<b>H. YOKOYAMA</b>	<b>1:52.379</b>	1:53.215
10	R. BUDD	15.022	M. DIXON	39.905	J. ALSOP	31.896	K. KINGSFORD	26.093	<b>S. BURCHELL</b>	<b>1:53.024</b>	1:53.297
11	S. BURCHELL	15.042	S. BURCHELL	39.917	S. BURCHELL	32.050	J. ALSOP	26.227	<b>J. ALSOP</b>	<b>1:53.191</b>	1:54.865
12	M. DIXON	15.147	K. HANTIS	39.966	K. KINGSFORD	32.107	S. NAKAJIMA	26.279	<b>M. DIXON</b>	<b>1:53.600</b>	1:54.519
13	J. COSFORD	15.315	R. ALEXANDER	40.017	M. DIXON	32.124	K. HANTIS	26.316	<b>R. ALEXANDE</b>	<b>1:53.633</b>	1:54.291
14	H. YOKOYAMA	15.342	J. ALSOP	40.103	R. ALEXANDER	32.281	R. ALEXANDER	26.336	<b>S. NAKAJIMA</b>	<b>1:54.292</b>	1:55.807
15	S. NAKAJIMA	15.407	J. COSFORD	40.568	C. WILMINGTO	32.572	J. COSFORD	26.412	<b>J. COSFORD</b>	<b>1:55.148</b>	1:55.555
16	D. ROSE	15.618	S. NAKAJIMA	40.839	J. COSFORD	32.853	M. DIXON	26.424	<b>K. HANTIS</b>	<b>1:55.347</b>	.000
17	T. O'NEILL	15.648	B. TOWNSEND	41.377	K. HANTIS	33.381	D. ROSE	27.053	<b>C. WILMINGTO</b>	<b>1:57.748</b>	1:57.789
18	K. HANTIS	15.684	O. KIMBER	41.623	T. O'NEILL	33.383	C. WILMINGTO	27.191	<b>B. TOWNSEND</b>	<b>1:58.283</b>	1:59.409
19	B. TOWNSEND	15.767	C. WILMINGTO	42.160	D. ROSE	33.600	B. TOWNSEND	27.277	<b>D. ROSE</b>	<b>1:58.874</b>	2:00.168
20	O. KIMBER	15.808	J. CHISLETT	42.383	B. TOWNSEND	33.862	O. KIMBER	27.299	<b>O. KIMBER</b>	<b>1:59.164</b>	1:59.435
21	C. WILMINGTO	15.825	D. ROSE	42.603	B. HUTCHINS	33.985	T. O'NEILL	27.580	<b>T. O'NEILL</b>	<b>1:59.701</b>	2:01.136
22	J. CHISLETT	16.073	C. BOGUCKI	43.035	J. CHISLETT	34.244	J. CHISLETT	28.102	<b>J. CHISLETT</b>	<b>2:00.802</b>	2:02.886
23	C. BOGUCKI	16.374	T. O'NEILL	43.090	O. KIMBER	34.434	B. HUTCHINS	28.180	<b>C. BOGUCKI</b>	<b>2:02.340</b>	2:03.022
24	B. HUTCHINS	16.504	B. HUTCHINS	43.720	C. BOGUCKI	34.721	C. BOGUCKI	28.210	<b>B. HUTCHINS</b>	<b>2:02.389</b>	2:03.221
25	S. ARMSTRON	16.971	C. GRAY	44.104	R. CLARK	35.101	C. GRAY	28.625	<b>S. ARMSTRON</b>	<b>2:05.661</b>	<b>2:05.661</b>
26	C. GRAY	16.980	S. ARMSTRON	44.452	S. ARMSTRON	35.164	R. CLARK	29.026	<b>C. GRAY</b>	<b>2:05.900</b>	2:07.215
27	T. GADSDEN	17.020	R. CLARK	44.733	C. GRAY	36.191	S. ARMSTRON	29.074	<b>R. CLARK</b>	<b>2:06.241</b>	2:07.353
28	R. CLARK	17.381	T. GADSDEN	46.522	H. GAINFORT	37.194	T. GADSDEN	29.316	<b>T. GADSDEN</b>	<b>2:10.239</b>	2:11.054
29	H. GAINFORT	17.543	H. GAINFORT	47.853	T. GADSDEN	37.381	H. GAINFORT	30.016	<b>H. GAINFORT</b>	<b>2:12.606</b>	2:14.912
30	O. SPURLING	17.864	O. SPURLING	48.136	O. SPURLING	37.762	O. SPURLING	30.094	<b>O. SPURLING</b>	<b>2:13.856</b>	2:15.263

\*\*\* ALL RIDERS QUALIFY \*\*\*

The results are provisional until the end of the time limit for protests and appeals.

*Scott Laing*  
Chief Timekeeper - Scott Laing

*Mark Hancock*  
Race Director - Mark Hancock



[www.computime.com.au](http://www.computime.com.au)  
COMPUTIME RACE TIMING SYSTEMS PTY LTD





# Round 3 Gillman - SA 10 May 2026



## PIRELLI MX2 Practice/Qualifying

Date: 10/05/26  
Event: Q01  
Weather: Cloudy - Temp: 11.7C  
Track: Good


Started at: 07:29:57  
Laps: 20 Min  
Starters: 0  
Posted at: 7:54 AM

### PROVISIONAL RACE INFORMATION

Time	Description
07:29:57	Event Start
07:39:59	Qualifying has started
07:49:58	Chequered Flag

\*\*\* ALL RIDERS QUALIFY \*\*\*

The results are provisional until the end of the time limit for protests and appeals.

  
Chief Timekeeper - Scott Laing

  
Race Director - Mark Hancock



[www.computime.com.au](http://www.computime.com.au)  
COMPUTIME RACE TIMING SYSTEMS PTY LTD

