

2016



# AUSTRALIAN SUPERBIKE CHAMPIONSHIP

PRESENTED BY

## Winton Park Raceway - Vic



### Round 6

### Sept 30 - Oct 2



## SUPERSPORT

### Race 2

Date: 02/10/16  
 Event: R14  
 Weather: Sunny - Temp: 21.4C  
 Track: Dry - Temp: 32.3C

Started at: 14:29:11  
 Laps: 14  
 Starters: 15  
 Printed at: 14:55

## PROVISIONAL CLASSIFICATION

Pos	No	Gr	Name	Machine	Laps	Race Time	Behind	Fastest Lap	On Lap	Top Speed
1	50	A	Callum SPRIGGS (QLD) / Cube Racing	Kawasaki ZX6R	14	20:04.419		1:25.179	5	211
2	65	A	Troy GUENTHER (QLD) / Graffiti Alley Racing / YRD / Link / Motosure / RaceArt Australia / RST / Arai	Yamaha YZF-R6	14	20:05.918	1.499	1:24.834	10	216
3	96	B	Luke MITCHELL (NSW) / JNL Racing Yamaha / Maxima Racing Oil / TRD / Duspeed / Earmold Racing Oil	Yamaha YZF-R6	14	20:12.321	7.902	1:25.431	10	212
4	92	B	Ted COLLINS (VIC) / Next Gen M-sport / Magnum Welders / GBR Racing / Traction Control Susp.	Suzuki GSX-R	14	20:13.568	9.149	1:25.443	8	213
5	27	B	Nic LIMINTON (SA) / Race Centre / YRD / Arai / Ricondi / SPF	Yamaha YZF-R6	14	20:15.954	11.535	1:25.582	10	212
6	52	A	Ryan TAYLOR (VIC) / RTR / YRD / Pablos Motorcycle Tyres / Arden Homes / Pirelli / Motul	Yamaha YZF-R6	14	20:24.098	19.679	1:25.820	11	214
7	81	B	Cambridge OLIVIER (NSW) / Road & Circuit	Yamaha YZF-R6	14	20:28.251	23.832	1:26.214	12	212
8	36	B	Sam CLARKE (WA) / Banham WA Racing	Kawasaki ZX6R	14	20:31.688	27.269	1:24.785	11	212
9	84	B	Thomas BRYDEN (NSW) / YRD / Motul / RK Chains / Elwn Motorsport / Road	Yamaha YZF-R6	14	20:31.937	27.518	1:26.485	6	210
10	72	B	Brad SHAW (VIC) / Rightline Motorcycles Kyabram / Rightline	Kawasaki ZX6R	14	20:36.691	32.272	1:26.638	4	211
11	77		Robbie MENZIES (QLD)	Kawasaki ZX6R	14	20:40.120	35.701	1:26.386	4	213
12	22	C	Jake PRUITI (WA) / Flashpoint Motosport / Flashpoint / My Family	Triumph 675R	14	20:57.934	53.515	1:28.606	3	205
13	71	B	Michael CONWAY (VIC) / Powerplay Race & Rally	Suzuki GSX-R	14	21:26.240	1:21.821	1:30.301	7	201
14	61	C	Rhys BELLING (VIC) / LXI Racing / Liberty Builders / ANT Transport / Yamaha YRD	Yamaha YZF-R6	13	21:16.446	1 Lap	1:29.751	5	
DNF	12	D	Mark CHiodo (VIC) / Repsol Triumph Team / Alpinestars / Dunlop / Bell Helmets / SBS Brakepads / GAS	Triumph 675R	6	8:47.310	8 Laps	1:25.658	5	213

Fastest Lap was 1:24.785 by Sam CLARKE (WA)

Current race lap record for SS class - 1:24.724 by Cru HALLIDAY (NSW) on a Yamaha YZF-R6 set on 07/04/13

\*\*\* Rider 77 (Robbie MENZIES (QLD)) - 10 second penalty imposed by Clerk of Course for jumped start \*\*\*

The results are provisional until the end of the time limit for protests and appeals.

Chief Time Keeper - Scott Laing

Clerk of Course - Tom Williams

Computime Race Timing Systems Pty Ltd © 1996


Licensed to Computime Race Timing Systems

[www.computime.com.au](http://www.computime.com.au)

**COMPUTIME RACE TIMING SYSTEMS PTY LTD**

9 Timber Lane, Glen Waverley, Vic 3150. Ph : 0418 17 13 17

E-mail : [scott@computime.com.au](mailto:scott@computime.com.au)



2016



# AUSTRALIAN SUPERBIKE CHAMPIONSHIP

PRESENTED BY

## Winton Park Raceway - Vic



### Round 6 Sept 30 - Oct 2



### SUPERSPORT Race 2

Date: 02/10/16  
Event: R14  
Weather: Sunny - Temp: 21.4C  
Track: Dry - Temp: 32.3C

Started at: 14:29:11  
Laps: 14  
Starters: 15  
Printed at: 14:55

### PROVISIONAL LAP TIMES

No	Name	Lap 1	Lap 2	Lap 3	Lap 4	Lap 5	Lap 6	Lap 7	Lap 8	Lap 9	Lap 10
12	Mark CHIODO (VIC)	1:34.983	1:27.606	1:26.293	1:26.097	<b>1:25.658</b>	1:26.673				
22	Jake PRUITI (WA)	1:36.171	1:28.857	<b>1:28.606</b>	1:28.766	1:28.881	1:28.928	1:30.033	1:29.531	1:31.328	1:30.322
		10	1:29.730	1:29.020	1:28.832	1:28.929					
27	Nic LIMINTON (SA)	1:32.491	1:27.232	1:26.596	1:26.799	1:26.991	1:26.279	1:26.317	1:25.979	1:25.848	<b>1:25.582</b>
		10	1:26.302	1:26.364	1:26.597	1:26.577					
36	Sam CLARKE (WA)	1:31.782	1:26.730	1:26.352	1:26.550	1:26.927	1:26.295	1:25.426	1:24.900	1:25.302	1:25.339
		10	<b>1:24.785</b>	1:25.199	1:25.445	1:50.656					
50	Callum SPRIGGS (QLD)	1:31.091	1:25.338	1:25.562	1:25.300	<b>1:25.179</b>	1:25.482	1:25.681	1:25.788	1:25.584	1:25.800
		10	1:26.165	1:25.614	1:25.840	1:25.995					
52	Ryan TAYLOR (VIC)	1:34.480	1:28.160	1:27.187	1:27.203	1:26.658	1:27.214	1:26.752	1:26.211	1:26.205	1:26.616
		10	<b>1:25.820</b>	1:26.395	1:26.712	1:28.485					
61	Rhys BELLING (VIC)	1:38.037	1:30.345	1:30.089	1:30.381	<b>1:29.751</b>	1:29.820	1:30.648	1:30.057	1:30.198	1:30.578
		10	3:00.793	1:32.407	1:33.342						
65	Troy GUENTHER (QLD)	1:33.089	1:26.779	1:26.503	1:25.800	1:26.513	1:26.004	1:25.042	1:25.087	1:25.147	<b>1:24.834</b>
		10	1:25.136	1:25.235	1:25.430	1:25.319					
71	Michael CONWAY (VIC)	1:39.799	1:31.522	1:31.159	1:30.774	1:30.496	1:30.408	<b>1:30.301</b>	1:30.643	1:31.262	1:30.942
		10	1:30.900	1:32.061	1:32.491	1:33.482					
72	Brad SHAW (VIC)	1:35.141	1:27.845	1:26.974	<b>1:26.638</b>	1:26.811	1:27.430	1:27.441	1:27.338	1:27.933	1:28.462
		10	1:27.930	1:28.187	1:29.152	1:29.409					
77	Robbie MENZIES (QLD)	1:33.034	1:27.306	1:26.834	<b>1:26.386</b>	1:26.790	1:26.632	1:27.301	1:27.435	1:28.214	1:28.077
		10	1:27.914	1:28.030	1:27.991	1:28.176					
81	Cambridge OLIVIER (NSW)	1:36.482	1:28.934	1:28.286	1:27.176	1:26.877	1:26.510	1:26.510	1:26.746	1:26.697	1:27.778
		10	1:27.365	<b>1:26.214</b>	1:26.349	1:26.327					
84	Thomas BRYDEN (NSW)	1:35.601	1:27.601	1:29.528	1:27.186	1:26.728	<b>1:26.485</b>	1:26.713	1:26.994	1:27.304	1:27.645
		10	1:26.956	1:27.377	1:27.902	1:27.917					
92	Ted COLLINS (VIC)	1:33.664	1:26.786	1:26.359	1:26.446	1:25.724	1:26.068	1:25.667	<b>1:25.443</b>	1:25.509	1:25.719
		10	1:25.988	1:26.140	1:27.161	1:26.894					
96	Luke MITCHELL (NSW)	1:32.566	1:26.400	1:26.100	1:26.435	1:25.862	1:25.518	1:25.660	1:25.616	1:25.940	<b>1:25.431</b>
		10	1:25.855	1:26.552	1:27.044	1:27.342					

\*\*\* Rider 77 (Robbie MENZIES (QLD)) - 10 second penalty imposed by Clerk of Course for jumped start \*\*\*

The results are provisional until the end of the time limit for protests and appeals.


*Scott Laing*  
Chief Time Keeper - Scott Laing

*Tom Williams*  
Clerk of Course - Tom Williams



Computime Race Timing Systems Pty Ltd © 1996  
Licensed to Computime Race Timing Systems  
[www.computime.com.au](http://www.computime.com.au)

**COMPUTIME RACE TIMING SYSTEMS PTY LTD**  
9 Timber Lane, Glen Waverley, Vic 3150. Ph : 0418 17 13 17  
E-mail : [scott@computime.com.au](mailto:scott@computime.com.au)



2016



YAMAHA MOTOR FINANCE

## AUSTRALIAN SUPERBIKE CHAMPIONSHIP

PRESENTED BY

Winton Park Raceway - Vic

Round 6  
Sept 30 - Oct 2

SUPERSPORT

Race 2

Date: 02/10/16  
Event: R14  
Weather: Sunny - Temp: 21.4C  
Track: Dry - Temp: 32.3CStarted at: 14:29:11  
Laps: 14  
Starters: 15  
Printed at: 14:55

## PROVISIONAL SPLIT TIMES

Lap	Split 1	Split 2	Split 3	Split 4	Lap Time	Spd	Lap	Split 1	Split 2	Split 3	Split 4	Lap Time	Spd
<b>12 Mark CHIODO (VIC) (DNF)</b>							13	12.017	14.562	31.476	28.542	1:26.597	209
1	18.230	15.296	32.505	28.952	1:34.983	100	14	12.015	14.621	31.326	28.615	1:26.577	210
2	12.188	14.811	31.597	29.010	1:27.606	208	<b>36 Sam CLARKE (WA) (8th)</b>						
3	12.040	14.615	31.186	28.452	1:26.293	209	1	16.946	14.918	31.297	28.621	1:31.782	83
4	11.929	<b>14.453</b>	31.008	28.707	1:26.097	210	2	12.160	14.651	31.287	28.632	1:26.730	207
5	<b>11.909</b>	14.475	<b>30.839</b>	28.435	<b>1:25.658</b>	207	3	12.075	14.577	31.250	28.450	1:26.352	207
6	12.152	14.655	31.554	<b>28.312</b>	1:26.673	213	4	12.002	14.824	31.249	28.475	1:26.550	207
<b>22 Jake PRUITI (WA) (12th)</b>							5	12.384	14.721	31.278	28.544	1:26.927	207
1	18.634	15.459	32.746	29.332	1:36.171	105	6	12.014	14.523	31.241	28.517	1:26.295	207
2	12.619	14.990	<b>31.883</b>	29.365	1:28.857	204	7	12.007	14.388	30.832	28.199	1:25.426	208
3	<b>12.313</b>	15.082	31.980	29.231	<b>1:28.606</b>	205	8	11.730	14.310	30.775	28.085	1:24.900	209
4	12.540	14.999	32.012	29.215	1:28.766	204	9	11.915	14.323	30.858	28.206	1:25.302	211
5	12.367	<b>14.988</b>	32.278	29.248	1:28.881	204	10	11.778	14.445	30.988	28.128	1:25.339	210
6	12.512	15.298	32.008	<b>29.110</b>	1:28.928	203	11	<b>11.694</b>	14.274	<b>30.743</b>	<b>28.074</b>	<b>1:24.785</b>	212
7	12.615	15.187	32.480	29.751	1:30.033	202	12	11.707	14.338	30.966	28.188	1:25.199	208
8	12.506	15.172	32.457	29.396	1:29.531	196	13	11.843	14.395	30.813	28.394	1:25.445	208
9	12.575	15.098	32.195	31.460	1:31.328	202	14	11.784	<b>14.258</b>	30.981	53.633	1:50.656	207
10	12.674	15.299	32.486	29.863	1:30.322	204	<b>50 Callum SPRIGGS (QLD) (1st)</b>						
11	12.573	15.356	32.628	29.173	1:29.730	201	1	16.732	14.725	31.305	28.329	1:31.091	46
12	12.461	15.228	32.085	29.246	1:29.020	202	2	11.963	<b>14.419</b>	30.883	<b>28.073</b>	1:25.338	208
13	12.480	15.058	32.020	29.274	1:28.832	202	3	12.038	14.488	30.831	28.205	1:25.562	209
14	12.593	15.092	31.944	29.300	1:28.929	203	4	12.010	14.468	<b>30.695</b>	28.127	1:25.300	208
<b>27 Nic LIMINTON (SA) (5th)</b>							5	<b>11.855</b>	14.428	30.724	28.172	<b>1:25.179</b>	209
1	17.057	14.988	31.741	28.705	1:32.491	70	6	11.867	14.501	30.853	28.261	1:25.482	210
2	12.430	14.639	31.616	28.547	1:27.232	210	7	11.943	14.564	30.849	28.325	1:25.681	211
3	12.058	14.581	31.414	28.543	1:26.596	212	8	12.054	14.509	30.946	28.279	1:25.788	210
4	12.113	14.476	31.460	28.750	1:26.799	211	9	11.874	14.558	30.856	28.296	1:25.584	209
5	12.703	14.535	31.242	28.511	1:26.991	212	10	11.942	14.610	30.935	28.313	1:25.800	209
6	11.951	14.456	31.499	28.373	1:26.279	211	11	11.899	14.828	31.103	28.335	1:26.165	209
7	11.950	14.407	31.450	28.510	1:26.317	210	12	11.861	14.536	30.904	28.313	1:25.614	210
8	11.976	14.513	31.145	28.345	1:25.979	211	13	11.904	14.651	30.892	28.393	1:25.840	210
9	<b>11.815</b>	<b>14.375</b>	31.267	28.391	1:25.848	211	14	12.042	14.600	30.949	28.404	1:25.995	208
10	11.826	14.451	<b>31.122</b>	<b>28.183</b>	<b>1:25.582</b>	209	<b>52 Ryan TAYLOR (VIC) (6th)</b>						
11	11.827	14.568	31.418	28.489	1:26.302	210	1	17.992	15.220	32.470	28.798	1:34.480	92
12	11.895	14.479	31.416	28.574	1:26.364	211							

Chief Time Keeper - Scott Laing

Clerk of Course - Tom Williams



Computime Race Timing Systems Pty Ltd © 1996  
Licensed to Computime Race Timing Systems  
[www.computime.com.au](http://www.computime.com.au)

COMPUTIME RACE TIMING SYSTEMS PTY LTD

9 Timber Lane, Glen Waverley, Vic 3150. Ph : 0418 17 13 17

E-mail : [scott@computime.com.au](mailto:scott@computime.com.au)





2016



# AUSTRALIAN SUPERBIKE CHAMPIONSHIP

PRESENTED BY

## Winton Park Raceway - Vic



### Round 6 Sept 30 - Oct 2



### SUPERSPORT Race 2

Started at: 14:29:11  
Laps: 14  
Starters: 15  
Printed at: 14:55

Date: 02/10/16  
Event: R14  
Weather: Sunny - Temp: 21.4C  
Track: Dry - Temp: 32.3C

### PROVISIONAL SPLIT TIMES

Lap	Split 1	Split 2	Split 3	Split 4	Lap Time	Spd	Lap	Split 1	Split 2	Split 3	Split 4	Lap Time	Spd	
2	12.427	14.931	32.044	28.758	1:28.160	210	7	<u>12.496</u>	<u>15.063</u>	32.771	29.971	<u>1:30.301</u>	200	
3	12.403	14.745	31.412	28.627	1:27.187	214	8	12.621	15.200	32.958	29.864	1:30.643	201	
4	12.288	14.782	31.402	28.731	1:27.203	210	9	12.633	15.256	33.284	30.089	1:31.262	200	
5	12.402	14.590	<u>31.162</u>	28.504	1:26.658	212	10	12.735	15.192	33.171	29.844	1:30.942	201	
6	12.204	14.670	31.602	28.738	1:27.214	213	11	12.644	15.118	32.954	30.184	1:30.900	201	
7	12.244	14.619	31.327	28.562	1:26.752	213	12	12.864	15.289	33.460	30.448	1:32.061	201	
8	11.973	14.526	31.315	28.397	1:26.211	212	13	12.943	15.413	33.611	30.524	1:32.491	200	
9	11.927	<u>14.499</u>	31.277	28.502	1:26.205	211	14	12.820	15.503	33.672	31.487	1:33.482	199	
10	12.257	14.581	31.344	28.434	1:26.616	211								
11	11.927	14.504	31.262	<u>28.127</u>	<u>1:25.820</u>	211	<b>72 Brad SHAW (VIC) (10th)</b>							
12	<u>11.830</u>	14.561	31.543	28.461	1:26.395	213	1	17.921	15.462	32.773	28.985	1:35.141	93	
13	11.975	14.582	31.544	28.611	1:26.712	211	2	12.284	14.697	31.957	28.907	1:27.845	211	
14	12.248	14.942	32.139	29.156	1:28.485	211	3	12.267	14.711	31.410	<u>28.586</u>	1:26.974	209	
							4	12.086	<u>14.554</u>	<u>31.299</u>	28.699	<u>1:26.638</u>	210	
							5	<u>12.071</u>	14.591	31.547	28.602	1:26.811	208	
<b>65 Troy GUENTHER (QLD) (2nd)</b>							6	12.234	14.769	31.447	28.980	1:27.430	208	
1	17.657	15.029	31.823	28.580	1:33.089	76	7	12.509	14.711	31.400	28.821	1:27.441	207	
2	12.116	14.612	31.532	28.519	1:26.779	216	8	12.127	14.810	31.517	28.884	1:27.338	209	
3	12.072	14.590	31.331	28.510	1:26.503	216	9	12.206	14.795	31.902	29.030	1:27.933	207	
4	11.778	14.421	30.990	28.611	1:25.800	216	10	12.267	14.995	31.888	29.312	1:28.462	205	
5	12.066	14.815	31.207	28.425	1:26.513	212	11	12.206	14.839	31.741	29.144	1:27.930	208	
6	12.003	14.411	31.159	28.431	1:26.004	213	12	12.162	14.932	32.042	29.051	1:28.187	208	
7	11.735	14.215	30.891	28.201	1:25.042	213	13	12.267	15.108	32.327	29.450	1:29.152	207	
8	11.790	<u>14.192</u>	30.856	28.249	1:25.087	213	14	12.385	15.240	32.342	29.442	1:29.409	206	
9	11.796	14.264	30.918	28.169	1:25.147	211								
10	<u>11.675</u>	14.294	<u>30.777</u>	<u>28.088</u>	<u>1:24.834</u>	212	<b>77 Robbie MENZIES (QLD) (11th)</b>							
11	11.706	14.296	30.992	28.142	1:25.136	212	1	17.482	14.945	31.779	28.828	1:33.034	80	
12	11.742	14.323	31.079	28.091	1:25.235	211	2	12.464	14.601	31.476	28.765	1:27.306	211	
13	11.813	14.373	31.055	28.189	1:25.430	211	3	12.493	14.566	<u>31.069</u>	28.706	1:26.834	212	
14	11.824	14.425	30.972	28.098	1:25.319	210	4	<u>12.100</u>	<u>14.457</u>	31.101	28.728	<u>1:26.386</u>	211	
							5	12.340	14.768	31.233	<u>28.449</u>	1:26.790	213	
<b>71 Michael CONWAY (VIC) (13th)</b>							6	12.123	14.574	31.232	28.703	1:26.632	211	
1	19.103	16.167	33.874	30.655	1:39.799	111	7	12.303	14.487	31.544	28.967	1:27.301	205	
2	13.048	15.346	33.054	30.074	1:31.522	198	8	12.357	14.608	31.374	29.096	1:27.435	207	
3	12.873	15.258	33.232	29.796	1:31.159	201	9	12.445	14.679	32.032	29.058	1:28.214	205	
4	12.947	15.242	32.879	<u>29.706</u>	1:30.774	200	10	12.599	14.763	31.522	29.193	1:28.077	203	
5	12.742	15.153	<u>32.601</u>	30.000	1:30.496	201	11	12.378	14.812	31.792	28.932	1:27.914	204	
6	12.773	15.242	32.687	<u>29.706</u>	1:30.408	200								

Chief Time Keeper - Scott Laing

Clerk of Course - Tom Williams



Computime Race Timing Systems Pty Ltd © 1996

Licensed to Computime Race Timing Systems

[www.computime.com.au](http://www.computime.com.au)

**COMPUTIME RACE TIMING SYSTEMS PTY LTD**

9 Timber Lane, Glen Waverley, Vic 3150. Ph : 0418 17 13 17

E-mail : [scott@computime.com.au](mailto:scott@computime.com.au)



2016



## AUSTRALIAN SUPERBIKE CHAMPIONSHIP

PRESENTED BY

Winton Park Raceway - Vic



Round 6  
Sept 30 - Oct 2



SUPERSPORT

Race 2

Started at: 14:29:11

Laps: 14

Starters: 15

Printed at: 14:55

Date: 02/10/16  
Event: R14  
Weather: Sunny - Temp: 21.4C  
Track: Dry - Temp: 32.3C

## PROVISIONAL SPLIT TIMES

Lap	Split 1	Split 2	Split 3	Split 4	Lap Time	Spd	Lap	Split 1	Split 2	Split 3	Split 4	Lap Time	Spd
12	12.314	14.889	31.790	29.037	1:28.030	204	<b>92 Ted COLLINS (VIC) (4th)</b>						
13	12.348	14.862	31.803	28.978	1:27.991	202	1	17.771	15.149	31.950	28.794	1:33.664	88
14	12.500	14.944	31.770	28.962	1:28.176	204	2	12.166	14.593	31.381	28.646	1:26.786	209
							3	12.110	14.508	31.123	28.618	1:26.359	213
							4	12.018	14.427	31.298	28.703	1:26.446	210
<b>81 Cambridge OLIVIER (NSW) (7th)</b>							5	12.181	<b>14.320</b>	30.883	28.340	1:25.724	213
1	19.004	15.696	32.681	29.101	1:36.482	101	6	12.011	14.530	30.980	28.547	1:26.068	212
2	12.579	14.904	32.463	28.988	1:28.934	209	7	11.969	14.369	31.010	28.319	1:25.667	211
3	12.160	15.030	32.102	28.994	1:28.286	210	8	11.869	14.452	30.943	<b>28.179</b>	<b>1:25.443</b>	211
4	12.158	14.579	31.733	28.706	1:27.176	211	9	<b>11.792</b>	14.436	<b>30.863</b>	28.418	1:25.509	209
5	12.066	14.468	31.536	28.807	1:26.877	210	10	11.876	14.457	30.959	28.427	1:25.719	208
6	12.096	14.464	31.442	28.508	1:26.510	209	11	11.800	14.634	31.015	28.539	1:25.988	208
7	11.975	14.463	31.564	28.508	1:26.510	209	12	11.938	14.676	31.060	28.466	1:26.140	209
8	12.047	14.527	31.591	28.581	1:26.746	210	13	11.898	14.719	31.415	29.129	1:27.161	208
9	12.080	14.434	31.480	28.703	1:26.697	209	14	11.882	14.635	31.417	28.960	1:26.894	209
10	12.123	14.829	31.931	28.895	1:27.778	212							
11	12.332	14.986	31.631	28.416	1:27.365	208	<b>96 Luke MITCHELL (NSW) (3rd)</b>						
12	11.936	14.419	31.565	<b>28.294</b>	<b>1:26.214</b>	211	1	17.291	14.895	31.753	28.627	1:32.566	62
13	<b>11.880</b>	<b>14.287</b>	31.425	28.757	1:26.349	210	2	12.228	14.502	31.268	28.402	1:26.400	211
14	12.032	14.476	<b>31.306</b>	28.513	1:26.327	208	3	12.111	14.518	31.171	28.300	1:26.100	209
							4	12.060	14.679	31.226	28.470	1:26.435	209
<b>84 Thomas BRYDEN (NSW) (9th)</b>							5	12.188	14.436	31.114	28.124	1:25.862	212
1	18.317	15.484	32.673	29.127	1:35.601	94	6	11.922	14.421	30.997	28.178	1:25.518	208
2	12.265	14.744	31.751	28.841	1:27.601	206	7	11.990	14.415	31.089	28.166	1:25.660	208
3	12.309	14.734	31.660	30.825	1:29.528	210	8	11.979	14.404	31.169	<b>28.064</b>	1:25.616	208
4	12.107	<b>14.539</b>	31.476	29.064	1:27.186	205	9	11.895	<b>14.402</b>	31.174	28.469	1:25.940	207
5	11.992	14.633	31.444	28.659	1:26.728	207	10	<b>11.860</b>	14.406	<b>30.890</b>	28.275	<b>1:25.431</b>	209
6	12.022	14.604	<b>31.395</b>	<b>28.464</b>	<b>1:26.485</b>	207	11	12.039	14.500	31.052	28.264	1:25.855	208
7	12.020	14.563	31.473	28.657	1:26.713	207	12	11.901	14.633	31.421	28.597	1:26.552	209
8	12.068	14.670	31.678	28.578	1:26.994	206	13	12.078	14.764	31.531	28.671	1:27.044	207
9	<b>11.952</b>	14.677	31.539	29.136	1:27.304	207	14	11.954	14.583	31.693	29.112	1:27.342	207
10	12.055	14.747	31.894	28.949	1:27.645	206							
11	12.005	14.587	31.687	28.677	1:26.956	205							
12	12.012	14.707	31.624	29.034	1:27.377	206							
13	12.086	14.771	31.867	29.178	1:27.902	206							
14	12.151	14.801	31.862	29.103	1:27.917	206							

\*\*\* Rider 77 (Robbie MENZIES (QLD)) - 10 second penalty imposed by Clerk of Course for jumped start \*\*\*

The results are provisional until the end of the time limit for protests and appeals.

*Scott Laing*  
Chief Time Keeper - Scott Laing

*Tom Williams*  
Clerk of Course - Tom Williams



Computime Race Timing Systems Pty Ltd © 1996  
Licensed to Computime Race Timing Systems  
[www.computime.com.au](http://www.computime.com.au)

**COMPUTIME RACE TIMING SYSTEMS PTY LTD**  
9 Timber Lane, Glen Waverley, Vic 3150. Ph : 0418 17 13 17  
E-mail : [scott@computime.com.au](mailto:scott@computime.com.au)





**Round 6**  
**Sept 30 - Oct 2**



**SUPERSPORT**  
**Race 2**

Date: 02/10/16  
Event: R14  
Weather: Sunny - Temp: 21.4C  
Track: Dry - Temp: 32.3C

Started at: 14:29:11  
Laps: 14  
Starters: 15  
Printed at: 14:55

**PROVISIONAL FASTEST LAPS SEQUENCE**

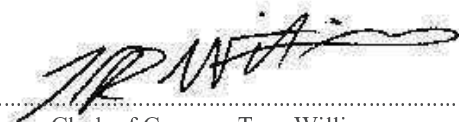
Lap	Race Pos	No	Name	Machine	Fastest Lap	On Lap
1	1	50	Callum SPRIGGS (QLD)	Kawasaki ZX6R	1:31.091	1
2	1	50	Callum SPRIGGS (QLD)	Kawasaki ZX6R	1:25.338	2
4	1	50	Callum SPRIGGS (QLD)	Kawasaki ZX6R	1:25.300	4
5	1	50	Callum SPRIGGS (QLD)	Kawasaki ZX6R	1:25.179	5
7	3	65	Troy GUENTHER (QLD)	Yamaha YZF-R6	1:25.042	7
8	4	36	Sam CLARKE (WA)	Kawasaki ZX6R	1:24.900	8
10	2	65	Troy GUENTHER (QLD)	Yamaha YZF-R6	1:24.834	10
11	3	36	Sam CLARKE (WA)	Kawasaki ZX6R	1:24.785	11

\*\*\* Rider 77 (Robbie MENZIES (QLD)) - 10 second penalty imposed by Clerk of Course for jumped start \*\*\*

The results are provisional until the end of the time limit for protests and appeals.



Chief Time Keeper - Scott Laing



Clerk of Course - Tom Williams



Computime Race Timing Systems Pty Ltd © 1996  
Licensed to Computime Race Timing Systems  
[www.computime.com.au](http://www.computime.com.au)

**COMPUTIME RACE TIMING SYSTEMS PTY LTD**  
9 Timber Lane, Glen Waverley, Vic 3150. Ph : 0418 17 13 17  
E-mail : [scott@computime.com.au](mailto:scott@computime.com.au)



2016



# AUSTRALIAN SUPERBIKE CHAMPIONSHIP

PRESENTED BY

## Winton Park Raceway - Vic



### Round 6 Sept 30 - Oct 2



### SUPERSPORT Race 2

Started at: 14:29:11  
Laps: 14  
Starters: 15  
Printed at: 14:55

Date: 02/10/16  
Event: R14  
Weather: Sunny - Temp: 21.4C  
Track: Dry - Temp: 32.3C

### PROVISIONAL LAP SHEET

No	Lap Time	Gap	No	Lap Time	Gap	No	Lap Time	Gap	No	Lap Time	Gap	No	Lap Time	Gap			
<b>Lap 1</b>			22	1:28.857	8.599	12	1:26.097	7.688	65	1:26.004	6.736	50	1:25.788		96	1:25.616	4.736
50	1:31.091		81	1:28.934	8.987	72	1:26.638	9.307	92	1:26.068	7.095	65	1:25.087	5.396	36	1:24.900	5.541
36	1:31.782	.691	61	1:30.345	11.953	52	1:27.203	9.739	27	1:26.279	8.436	92	1:25.443	6.736	27	1:25.979	9.263
27	1:32.491	1.400	71	1:31.522	14.892	84	1:27.186	12.625	77	1:26.632	9.030	77	1:27.435	12.297	52	1:26.211	14.444
96	1:32.566	1.475	<b>Lap 3</b>			81	1:27.176	13.587	12	1:26.673	9.358	72	1:27.430	12.887	72	1:27.338	16.197
77	1:33.034	1.943	50	1:25.562		22	1:28.766	15.109	72	1:27.430	12.887	27	1:25.979	9.263	77	1:27.435	12.297
65	1:33.089	1.998	36	1:26.352	2.873	61	1:30.381	21.561	52	1:27.214	12.950	77	1:27.435	12.297	52	1:26.211	14.444
92	1:33.664	2.573	96	1:26.100	3.075	71	1:30.774	25.963	84	1:26.485	15.177	81	1:26.510	16.313	72	1:27.338	16.197
52	1:34.480	3.389	27	1:26.596	4.328	<b>Lap 5</b>			22	1:28.928	22.257	84	1:26.994	17.415	81	1:26.746	18.100
12	1:34.983	3.892	65	1:26.503	4.380	50	1:25.179		61	1:29.820	30.471	81	1:26.746	18.100	22	1:29.531	30.352
72	1:35.141	4.050	92	1:26.359	4.818	96	1:25.862	4.893	71	1:30.408	36.206	22	1:29.531	30.352	61	1:30.057	39.707
84	1:35.601	4.510	77	1:26.834	5.183	36	1:26.927	5.871	<b>Lap 7</b>			71	1:30.643	45.681	61	1:30.057	39.707
22	1:36.171	5.080	12	1:26.293	6.891	65	1:26.513	6.214	50	1:25.681		71	1:30.643	45.681	71	1:30.643	45.681
81	1:36.482	5.391	52	1:27.187	7.836	92	1:25.724	6.509	96	1:25.660	4.908	<b>Lap 9</b>			50	1:25.584	
61	1:38.037	6.946	72	1:26.974	7.969	27	1:26.991	7.639	65	1:25.042	6.097	50	1:25.584		65	1:25.147	4.959
71	1:39.799	8.708	84	1:29.528	10.739	77	1:26.790	7.880	36	1:25.426	6.429	96	1:25.940	5.092	96	1:25.940	5.092
<b>Lap 2</b>			22	1:28.606	11.643	12	1:25.658	8.167	92	1:25.667	7.081	36	1:25.302	5.259	92	1:25.509	6.661
50	1:25.338		81	1:28.286	11.711	72	1:26.811	10.939	27	1:26.317	9.072	27	1:25.848	9.527	77	1:28.214	14.927
36	1:26.730	2.083	61	1:30.089	16.480	52	1:26.658	11.218	77	1:27.301	10.650	77	1:28.214	14.927	52	1:26.205	15.065
96	1:26.400	2.537	71	1:31.159	20.489	84	1:26.728	14.174	52	1:26.752	14.021	92	1:25.509	6.661	27	1:25.848	9.527
27	1:27.232	3.294	<b>Lap 4</b>			81	1:26.877	15.285	72	1:27.441	14.647	77	1:28.214	14.927	77	1:28.214	14.927
65	1:26.779	3.439	50	1:25.300		22	1:28.881	18.811	84	1:26.713	16.209	52	1:26.205	15.065	52	1:26.205	15.065
77	1:27.306	3.911	36	1:26.550	4.123	61	1:29.751	26.133	81	1:26.510	17.142	72	1:27.933	18.546	72	1:27.933	18.546
92	1:26.786	4.021	96	1:26.435	4.210	71	1:30.496	31.280	22	1:30.033	26.609	84	1:27.304	19.135	81	1:26.697	19.213
12	1:27.606	6.160	65	1:25.800	4.880	<b>Lap 6</b>			61	1:30.648	35.438	81	1:26.697	19.213	22	1:31.328	36.096
52	1:28.160	6.211	27	1:26.799	5.827	50	1:25.482		71	1:30.301	40.826	22	1:31.328	36.096	61	1:30.198	44.321
72	1:27.845	6.557	92	1:26.446	5.964	96	1:25.518	4.929	<b>Lap 8</b>			61	1:30.198	44.321	71	1:31.262	51.359
84	1:27.601	6.773	77	1:26.386	6.269	36	1:26.295	6.684	71	1:31.262	51.359	71	1:31.262	51.359			

*Scott Laing*  
Chief Time Keeper - Scott Laing

*Tom Williams*  
Clerk of Course - Tom Williams



Computime Race Timing Systems Pty Ltd © 1996  
Licensed to Computime Race Timing Systems  
[www.computime.com.au](http://www.computime.com.au)

**COMPUTIME RACE TIMING SYSTEMS PTY LTD**  
9 Timber Lane, Glen Waverley, Vic 3150. Ph : 0418 17 13 17  
E-mail : [scott@computime.com.au](mailto:scott@computime.com.au)





2016



**AUSTRALIAN SUPERBIKE CHAMPIONSHIP**

PRESENTED BY

**Winton Park Raceway - Vic**



**Round 6**  
**Sept 30 - Oct 2**



**SUPERSPORT**  
**Race 2**

Date: 02/10/16  
Event: R14  
Weather: Sunny - Temp: 21.4C  
Track: Dry - Temp: 32.3C

Started at: 14:29:11  
Laps: 14  
Starters: 15  
Printed at: 14:55

**PROVISIONAL LAP SHEET**

No	Lap Time	Gap	No	Lap Time	Gap	No	Lap Time	Gap
			71	1:30.900	1:01.23	22	1:28.832	50.581
<b>Lap 10</b>						61	1:32.407	1 lap
50	1:25.800		<b>Lap 12</b>			71	1:32.491	1:14.33
65	1:24.834	3.993	50	1:25.614		<b>Lap 14</b>		
96	1:25.431	4.723	65	1:25.235	2.585	50	1:25.995	
36	1:25.339	4.798	36	1:25.199	3.003	65	1:25.319	1.499
92	1:25.719	6.580	96	1:26.552	5.351	96	1:27.342	7.902
27	1:25.582	9.309	92	1:26.140	6.929	92	1:26.894	9.149
52	1:26.616	15.881	27	1:26.364	10.196	27	1:26.577	11.535
77	1:28.077	17.204	52	1:26.395	16.317	52	1:28.485	19.679
84	1:27.645	20.980	77	1:28.030	21.369	81	1:26.327	23.832
81	1:27.778	21.191	81	1:26.214	22.991	77	1:28.176	25.701
72	1:28.462	21.208	84	1:27.377	23.534	36	1:50.656	27.269
22	1:30.322	40.618	72	1:28.187	25.546	84	1:27.917	27.518
61	1:30.578	49.099	22	1:29.020	47.589	72	1:29.409	32.272
71	1:30.942	56.501	61	3:00.793	1 lap	22	1:28.929	53.515
			71	1:32.061	1:07.68	61	1:33.342	1 lap
<b>Lap 11</b>			<b>Lap 13</b>			71	1:33.482	1:21.82
50	1:26.165		50	1:25.840				
65	1:25.136	2.964	65	1:25.430	2.175			
36	1:24.785	3.418	36	1:25.445	2.608			
96	1:25.855	4.413	96	1:27.044	6.555			
92	1:25.988	6.403	92	1:27.161	8.250			
27	1:26.302	9.446	27	1:26.597	10.953			
52	1:25.820	15.536	52	1:26.712	17.189			
77	1:27.914	18.953	81	1:26.349	23.500			
84	1:26.956	21.771	77	1:27.991	23.520			
81	1:27.365	22.391	84	1:27.902	25.596			
72	1:27.930	22.973	72	1:29.152	28.858			
22	1:29.730	44.183						

\*\*\* Rider 77 (Robbie MENZIES (QLD)) - 10 second penalty imposed by Clerk of Course for jumped start \*\*\*

The results are provisional until the end of the time limit for protests and appeals.

*Scott Laing*  
Chief Time Keeper - Scott Laing

*Tom Williams*  
Clerk of Course - Tom Williams



Computime Race Timing Systems Pty Ltd © 1996  
Licensed to Computime Race Timing Systems  
[www.computime.com.au](http://www.computime.com.au)

**COMPUTIME RACE TIMING SYSTEMS PTY LTD**  
9 Timber Lane, Glen Waverley, Vic 3150. Ph : 0418 17 13 17  
E-mail : [scott@computime.com.au](mailto:scott@computime.com.au)







**Round 6**  
**Sept 30 - Oct 2**



**SUPERSPORT**  
**Race 2**

Date: 02/10/16  
Event: R14  
Weather: Sunny - Temp: 21.4C  
Track: Dry - Temp: 32.3C

Started at: 14:29:11  
Laps: 14  
Starters: 15  
Printed at: 14:55

**PROVISIONAL LAP CHART**

Grid	1	2	3	4	5	6	7	8	9	10	11	12	13	14
50	50	50	50	50	50	50	50	50	50	50	50	50	50	50
96	36	36	36	36	96	96	96	96	65	65	65	65	65	65
27	27	96	96	96	36	36	65	65	96	96	36	36	36	96
65	96	27	27	65	65	65	36	36	36	36	96	96	96	92
77	77	65	65	27	92	92	92	92	92	92	92	92	92	27
36	65	77	92	92	27	27	27	27	27	27	27	27	27	52
92	92	92	77	77	77	77	77	77	77	52	52	52	52	81
52	52	12	12	12	12	12	52	52	52	77	77	77	81	77
72	12	52	52	72	72	72	72	72	72	84	84	81	77	36
84	72	72	72	52	52	52	84	84	84	81	81	84	84	84
12	84	84	84	84	84	84	81	81	81	72	72	72	72	72
81	22	22	22	81	81	81	22	22	22	22	22	22	22	22
22	81	81	81	22	22	22	61	61	61	61	71	71	71	71
61	61	61	61	61	61	61	71	71	71	71	61	61	61	
71	71	71	71	71	71	71								

\*\*\* Rider 77 (Robbie MENZIES (QLD)) - 10 second penalty imposed by Clerk of Course for jumped start \*\*\*

The results are provisional until the end of the time limit for protests and appeals.

*Scott Laing*  
Chief Time Keeper - Scott Laing

*Tom Williams*  
Clerk of Course - Tom Williams



Computime Race Timing Systems Pty Ltd © 1996  
Licensed to Computime Race Timing Systems  
[www.computime.com.au](http://www.computime.com.au)

**COMPUTIME RACE TIMING SYSTEMS PTY LTD**  
9 Timber Lane, Glen Waverley, Vic 3150. Ph : 0418 17 13 17  
E-mail : [scott@computime.com.au](mailto:scott@computime.com.au)



2016



AUSTRALIAN SUPERBIKE CHAMPIONSHIP

PRESENTED BY

Winton Park Raceway - Vic



Round 6  
Sept 30 - Oct 2



SUPERSPORT  
PROVISIONAL ROUND POINTS

AUSTRALIAN SUPERSPORT CHAMPIONSHIP

Pos	Name	Rnd 6	Rnd 6	Rnd 6	Total
		Pole	Race 1	Race 2	
1	Troy GUENTHER (QLD)	0	25	20	45
2	Callum SPRIGGS (QLD)	1	18	25	44
3	Luke MITCHELL (NSW)	0	20	18	38
4	Nic LIMINTON (SA)	0	17	16	33
5	Ted COLLINS (VIC)	0	15	17	32
6	Sam CLARKE (WA)	0	16	13	29
7	Ryan TAYLOR (VIC)	0	13	15	28
8	Thomas BRYDEN (NSW)	0	14	12	26
9	Brad SHAW (VIC)	0	11	11	22
10	Robbie MENZIES (QLD)	0	12	10	22
11	Jake PRUITI (WA)	0	10	9	19
12	Michael CONWAY (VIC)	0	9	8	17
13	Cambridge OLIVIER (NSW)	0	0	14	14
14	Rhys BELLING (VIC)	0	0	7	7

*Scott Laing*

Chief Time Keeper - Scott Laing

*Tom Williams*

Clerk of Course - Tom Williams



Computime Race Timing Systems Pty Ltd © 1996


Licensed to Computime Race Timing Systems

[www.computime.com.au](http://www.computime.com.au)

**COMPUTIME RACE TIMING SYSTEMS PTY LTD**

9 Timber Lane, Glen Waverley, Vic 3150. Ph : 0418 17 13 17

E-mail : [scott@computime.com.au](mailto:scott@computime.com.au)





**Round 6**  
**Sept 30 - Oct 2**



**SUPERSPORT**  
**PROVISIONAL SERIES POINTS**

**AUSTRALIAN SUPERSPORT CHAMPIONSHIP**

Pos	Name	Rnd 1	Rnd 2	Rnd 3	Rnd 4	Rnd 5	Rnd 6	Rnd 6	Rnd 6	Total
		WSB K	W/fld	Syd	WA	Qld	Pole	Race 1	Race 2	
1	Troy GUENTHER (QLD)	59.5	36	21.5	35	42	0	25	20	239
2	Sam CLARKE (WA)	30.5	51	29.5	51	40	0	16	13	231
3	Luke MITCHELL (NSW)	41	40	18	38	43	0	20	18	218
4	Callum SPRIGGS (QLD)	43.5	33	30	37	9	1	18	25	196.5
5	Ted COLLINS (VIC)	29.5	24	14	16	31	0	15	17	146.5
6	Nic LIMINTON (SA)	29	16	13.5	31	23	0	17	16	145.5
7	Ben BLYTH (VIC)	38	31	21.5	24	24	0	0	0	138.5
8	Robbie MENZIES (QLD)	15	22	21	12	28	0	12	10	120
9	Chris QUINN (NSW)	40	12	19	21	18	0	0	0	110
10	Mark CHiodo (VIC)	28	24	1.5	0	28	0	0	0	81.5
11	Brad SHAW (VIC)	28.5	19	0	0	0	0	11	11	69.5
12	Thomas BRYDEN (NSW)	0	0	13	25	0	0	14	12	64
13	Ryan TAYLOR (VIC)	35.5	0	0	0	0	0	13	15	63.5
14	Cambridge OLIVIER (NSW)	0	32	8	0	0	0	0	14	54
15	Giuseppe SCARCELLA (NSW)	0	28	21.5	0	0	0	0	0	49.5
16	Matt PRICE (WA)	7	5	6	26	0	0	0	0	44
17	Harrison COX (QLD)	8	9	1	16	8	0	0	0	42
18	Cam RUSSELL (VIC)	22	8	7.5	0	0	0	0	0	37.5
19	Jake PRUITI (WA)	0	0	0	17	0	0	10	9	36
20	Lachlan EPIS (NSW)	0	0	0	0	34	0	0	0	34
21	Mitch LEVY (NSW)	0	0	33.5	0	0	0	0	0	33.5
22	Patrick LI (NSW)	16	9	7	0	0	0	0	0	32
23	Shane MAGGS (VIC)	14	13	0.5	0	0	0	0	0	27.5
24	Anthony QUINN (NSW)	0	0	0	0	22	0	0	0	22
25	Rhys CLAY (WA)	0	0	0	21	0	0	0	0	21
26	Joshua MATHERS (WA)	0	0	0	21	0	0	0	0	21
27	Rhys BELLINGS (VIC)	6	13	0	0	0	0	0	0	19
28	Kyle BUCKLEY (QLD)	17.5	0	0	0	0	0	0	0	17.5
29	Michael CONWAY (VIC)	0	0	0	0	0	0	9	8	17
30	Steve HASLAM (NSW)	0	0	0	0	17	0	0	0	17

*Scott Laing*

Chief Time Keeper - Scott Laing


*Tom Williams*

Clerk of Course - Tom Williams



Computime Race Timing Systems Pty Ltd © 1996  
Licensed to Computime Race Timing Systems  
[www.computime.com.au](http://www.computime.com.au)

**COMPUTIME RACE TIMING SYSTEMS PTY LTD**  
9 Timber Lane, Glen Waverley, Vic 3150. Ph : 0418 17 13 17  
E-mail : [scott@computime.com.au](mailto:scott@computime.com.au)



2016



AUSTRALIAN SUPERBIKE CHAMPIONSHIP

PRESENTED BY

Winton Park Raceway - Vic


**Round 6**  
**Sept 30 - Oct 2**

**SUPERSPORT**  
**PROVISIONAL SERIES POINTS**
**AUSTRALIAN SUPERSPORT CHAMPIONSHIP**

Pos	Name	Rnd 1	Rnd 2	Rnd 3	Rnd 4	Rnd 5	Rnd 6	Rnd 6	Rnd 6	Total
		WSB K	W/fld	Syd	WA	Qld	Pole	Race 1	Race 2	
31	Oscar DAVISON (QLD)	0	0	0	0	14	0	0	0	14
32	Hayden SPINKS (NSW)	2	5	6	0	0	0	0	0	13
33	Colin LEWIS (NSW)	12.5	0	0	0	0	0	0	0	12.5
34	Cameron WEBSTER (QLD)	0	0	0	0	12	0	0	0	12
35	Brendan WILSON (VIC)	8.5	2	0	0	0	0	0	0	10.5
36	David ROUGHLEY (QLD)	0	0	0	0	10	0	0	0	10
37	Michael KNIGHT (NSW)	0	0	10	0	0	0	0	0	10
38	Kane BURNS (NSW)	0	0	10	0	0	0	0	0	10
39	Jason MARTIN (QLD)	0	0	0	0	9	0	0	0	9
40	Ben WHITE (VIC)	4	0	4.5	0	0	0	0	0	8.5
41	Rhys BELLING (VIC)	0	0	0	0	0	0	0	7	7
42	Simon REES (NSW)	0	0	7	0	0	0	0	0	7
43	Jonny TAYLOR (VIC)	2.5	0	0	0	0	0	0	0	2.5
44	Ryan MASRI (NSW)	2	0	0	0	0	0	0	0	2
45	Bernie RUSSELL (NSW)	0	1	0	0	0	0	0	0	1
46	Jessica WATKINS (VIC)	1	0	0	0	0	0	0	0	1

Chief Time Keeper - Scott Laing

Clerk of Course - Tom Williams



Computime Race Timing Systems Pty Ltd © 1996

Licensed to Computime Race Timing Systems

[www.computime.com.au](http://www.computime.com.au)
**COMPUTIME RACE TIMING SYSTEMS PTY LTD**

9 Timber Lane, Glen Waverley, Vic 3150. Ph : 0418 17 13 17

E-mail : [scott@computime.com.au](mailto:scott@computime.com.au)