

ALPINESTARS AUSTRALIAN SUPERBIKE CHAMPIONSHIP

Race 1

Date: 19/11/22
 Event: R04
 Weather: Overcast - Temp: 17.8C
 Track: Wet - Temp: 20.2C

Started at: 11:42:52
 Laps: 12
 Starters: 25
 Posted at: 12:26

PROVISIONAL CLASSIFICATION


Pos	No	Name	Class	Machine	Laps	Race Time	Behind Leader	Behind Prev	Fastest Lap	On Lap	Top Speed
1	67	Bryan STARING (WA) / DesmoSport Ducati		Ducati V4R	12	21:11.790			1:44.007	10	290
2	14	Glenn ALLERTON (NSW) / Next Gen Motosport / Spectro Performance Oils / Film BMW		BMW M RR	12	21:13.530	1.740	1.740	1:44.192	11	295
3	21	Josh WATERS (VIC) / Boost Mobile racing with K-tech / Broadspring Consulting / 4SiteBuildingSolutions		Ducati V4R	12	21:15.596	3.806	2.066	1:44.428	6	295
4	61	Arthur SISSIS (SA) / Entrant Unitech Racing / Sponsors Remo Contractors / SA Profiling / YRD		Yamaha YZF-R1	12	21:18.295	6.505	2.699	1:44.490	8	297
5	3	Jed METCHER (VIC) / 727 Moto / Fusport / SpeedCraft		Yamaha YZF-R1	12	21:30.923	19.133	12.628	1:45.469	8	286
6	81	Senna AGIUS (NSW) / Penrite Honda	R	Honda CBR RR	12	21:31.916	20.126	.993	1:45.157	7	296
7	4	Broc PEARSON (QLD) / DesmoSport Ducati		Ducati V4R	12	21:32.363	20.573	.447	1:45.121	12	292
8	17	Troy HERFOSS (QLD) / Penrite Honda		Honda CBR RR	12	21:35.373	23.583	3.010	1:45.697	6	292
9	25	Daniel FALZON (SA) / William Adams CAT		Yamaha YZF-R1	12	21:39.079	27.289	3.706	1:45.756	7	294
10	46	Mike JONES (QLD) / Yamaha Racing Team		Yamaha YZF-R1	12	21:45.044	33.254	5.965	1:46.925	10	293
11	65	Cru HALLIDAY (NSW) / Yamaha Racing Team		Yamaha YZF-R1	12	21:45.968	34.178	.924	1:45.749	7	297
12	13	Anthony WEST (QLD) / MotoGo / Yamaha / Dunlop		Yamaha YZF-R1	12	21:52.031	40.241	6.063	1:46.200	5	283
13	29	Ted COLLINS (VIC) / Battery World Warmambool / South West Track Days / DynoBike / RST		Yamaha YZF-R1	12	21:52.037	40.247	.006	1:47.198	9	285
14	86	Beau BEATON (NSW) / North Coast V-twins / Beaton's HVAC & Refrigeration		Ducati V4R	12	21:59.985	48.195	7.948	1:48.116	7	292
15	60	Ben BURKE (NSW) / BC Performance / Australian United Timbers		Kawasaki ZX10R	12	22:22.638	1:10.848	22.653	1:48.308	10	285
16	10	Travis WYMAN (VIC) / Addicted to Track	R	Yamaha YZF-R1	12	22:46.519	1:34.729	23.881	1:51.972	6	269
17	27	Max STAUFFER (NSW) / GTR Motostars / DoctorMak / RS&C / YRD / Racers Edge / KYT	R	Yamaha YZF-R1	12	22:47.552	1:35.762	1.033	1:49.022	10	292
18	33	Sloan FROST (VIC) / Next Gen Motosport / Spectro Performance Oils / Film BMW		BMW M RR	12	22:53.255	1:41.465	5.703	1:51.447	12	280
19	72	Paris HARDWICK (NSW) / The Construction Team	R	Kawasaki ZX10R	12	22:53.640	1:41.850	.385	1:51.360	9	280
20	62	Brendan McINTYRE (NSW) / Western Motorcycles Sydney / HDT Special Vehicles		Suzuki GSXR	11	21:26.442	1 Lap		1:54.036	4	255
21	75	Trent BINAISSE (VIC) / Brad Signs	R	Suzuki GSXR	11	21:39.086	1 Lap	12.644	1:55.000	10	264
22	37	Michael EDWARDS (QLD) / Northstar Yamaha / Addicted To Track		Yamaha YZF-R1	11	22:31.198	1 Lap	52.112	1:56.074	7	268
23	12	Matt WALTERS (NSW) / Kawasaki Motors / Kawasaki Connection / AMMF / Pirelli / AGV / Motul		Kawasaki ZX10R	11	22:46.708	1 Lap	15.510	1:48.835	9	284
DNF	43	Alastair HOOGENBOEZEM (VIC) / Addicted to Track	R	Yamaha YZF-R1	1	2:07.857	10 Laps		2:07.857	1	248
DNF	1	Wayne MAXWELL (VIC) / Boost Mobile racing with K-tech		Ducati V4R	0		11 Laps				221

Fastest Lap was 1:44.007 by Bryan STARING (WA)

Current race lap record for SBK class - 1:31.705 by Josh WATERS (VIC) on a Ducati V4R set on 15/10/22

The results are provisional until the end of the time limit for protests and appeals.


 Chief Timekeeper - Scott Lang


 Race Director - Tom Williams



ALPINESTARS AUSTRALIAN SUPERBIKE CHAMPIONSHIP

Race 1


Date: 19/11/22
 Event: R04
 Weather: Overcast - Temp: 17.8C
 Track: Wet - Temp: 20.2C

Started at: 11:42:52
 Laps: 12
 Starters: 25
 Posted at: 12:26

PROVISIONAL LAP TIMES

No	Name	Lap 1	Lap 2	Lap 3	Lap 4	Lap 5	Lap 6	Lap 7	Lap 8	Lap 9	Lap 10	Lap 11	Lap 12
3	Jed METCHER (VIC)	1:58.544	1:48.825	1:47.084	1:46.283	1:46.066	1:46.023	1:46.318	1:45.469	1:46.417	1:45.930	1:47.552	1:46.412
4	Broc PEARSON (QLD)	2:00.087	1:48.608	1:47.743	1:47.276	1:45.546	1:45.739	1:45.584	1:46.488	1:45.443	1:45.144	1:49.584	1:45.121
10	Travis WYMAN (VIC)	2:06.513	1:55.014	1:52.807	1:51.991	1:51.975	1:51.972	1:53.139	1:53.182	1:52.310	1:52.663	1:52.950	1:52.003
12	Matt WALTERS (NSW)	4:22.264	1:59.191	1:49.981	1:48.889	1:49.124	1:49.292	1:49.640	1:49.709	1:48.835	1:49.742	1:50.041	
13	Anthony WEST (QLD)	1:56.346	1:46.930	1:46.786	1:48.045	1:46.200	1:47.098	1:47.989	1:49.426	1:51.229	1:52.536	1:49.694	1:49.752
14	Glenn ALLERTON (NSW)	1:55.523	1:46.603	1:46.317	1:46.884	1:45.552	1:44.976	1:44.908	1:44.763	1:44.401	1:44.608	1:44.192	1:44.803
17	Troy HERFOSS (QLD)	1:55.285	1:46.755	1:46.405	1:46.814	1:46.355	1:45.697	1:46.354	1:47.019	1:47.841	1:47.915	1:50.808	1:48.125
21	Josh WATERS (VIC)	1:55.549	1:46.602	1:46.318	1:46.862	1:46.197	1:44.428	1:44.731	1:45.154	1:44.446	1:44.906	1:44.433	1:45.970
25	Daniel FALZON (SA)	1:57.990	1:49.568	1:48.459	1:48.577	1:47.376	1:46.933	1:45.756	1:46.228	1:46.266	1:46.079	1:47.361	1:48.486
27	Max STAUFFER (NSW)	2:33.821	1:53.504	1:51.153	1:51.225	1:49.890	1:49.495	1:49.408	1:50.064	1:49.777	1:49.022	1:50.284	1:49.909
29	Ted COLLINS (VIC)	2:00.829	1:49.121	1:48.956	1:48.450	1:48.686	1:47.950	1:47.415	1:48.922	1:47.198	1:48.004	1:48.667	1:47.839
33	Sloan FROST (VIC)	2:08.105	1:55.151	1:54.479	1:53.680	1:54.120	1:54.934	1:52.970	1:52.344	1:51.953	1:51.917	1:52.155	1:51.447
37	Michael EDWARDS (QLD)	2:15.874	2:01.187	1:59.680	2:00.005	1:57.247	1:56.395	1:56.074	2:32.577	1:57.514	1:56.385	1:58.260	
43	Alastair HOOGENBOEZEM (VIC)	2:07.857											
46	Mike JONES (QLD)	2:00.502	1:49.070	1:48.512	1:48.431	1:48.323	1:46.986	1:47.001	1:47.908	1:47.053	1:46.925	1:47.016	1:47.317
60	Ben BURKE (NSW)	2:10.739	1:53.315	1:52.647	1:49.998	1:49.962	1:49.591	1:50.096	1:49.172	1:49.882	1:48.308	1:49.343	1:49.585
61	Arthur SISSIS (SA)	1:58.326	1:47.105	1:45.641	1:46.047	1:45.345	1:44.874	1:44.710	1:44.490	1:44.812	1:45.603	1:45.221	1:46.121
62	Brendan McINTYRE (NSW)	2:09.717	1:57.538	1:55.917	1:54.036	1:54.435	1:55.134	1:54.851	1:55.886	1:55.718	1:56.692	1:56.518	
65	Cru HALLIDAY (NSW)	1:59.378	1:49.107	1:47.557	1:47.624	1:47.233	1:45.959	1:45.749	1:54.740	1:46.791	1:46.861	1:46.952	1:48.017
67	Bryan STARING (WA)	1:55.366	1:46.982	1:46.157	1:46.459	1:45.214	1:44.876	1:44.890	1:44.730	1:44.514	1:44.007	1:44.077	1:44.518
72	Paris HARDWICK (NSW)	2:08.024	1:55.738	1:54.615	1:53.301	1:53.353	1:55.471	1:53.665	1:52.517	1:51.360	1:52.280	1:51.689	1:51.627
75	Trent BINAISSE (VIC)	2:13.914	1:58.638	1:57.281	1:56.958	1:57.796	1:56.776	1:56.426	1:55.290	1:55.064	1:55.000	1:55.943	
81	Senna AGIUS (NSW)	1:59.353	1:48.992	1:48.023	1:48.484	1:46.983	1:46.039	1:45.157	1:45.838	1:45.607	1:45.182	1:45.722	1:46.536
86	Beau BEATON (NSW)	1:58.821	1:49.524	1:49.246	1:48.723	1:48.352	1:48.517	1:48.116	1:49.592	1:49.128	1:48.970	1:50.305	1:50.691

The results are provisional until the end of the time limit for protests and appeals.



Chief Timekeeper - Scott Lang



Race Director - Tom Williams



ALPINESTARS AUSTRALIAN SUPERBIKE CHAMPIONSHIP

Race 1

Date: 19/11/22
 Event: R04
 Weather: Overcast - Temp: 17.8C
 Track: Wet - Temp: 20.2C

Started at: 11:42:52
 Laps: 12
 Starters: 25
 Posted at: 12:26

PROVISIONAL SPLIT TIMES

Lap	Split 1	Split 2	Split 3	Split 4	Lap Time	Spd	Lap	Split 1	Split 2	Split 3	Split 4	Lap Time	Spd
3 Jed METCHER (VIC) (5th)							12 Matt WALTERS (NSW) (23th)						
1	34.878	32.602	21.036	30.028	1:58.544	222	1	35.986	1:44.871	22.284	1:39.123	4:22.264	222
2	26.082	31.758	21.039	29.946	1:48.825	269	2	32.676	34.553	21.390	30.572	1:59.191 P	
3	26.070	31.212	20.470	29.332	1:47.084	272	3	26.252	32.753	20.802	30.174	1:49.981	266
4	25.611	30.958	20.377	29.337	1:46.283	282	4	26.097	32.135	20.629	30.028	1:48.889	281
5	25.266	30.647	20.628	29.525	1:46.066	282	5	25.958	32.159	20.807	30.200	1:49.124	284
6	25.457	30.808	20.500	29.258	1:46.023	285	6	25.980	32.622	20.896	29.794	1:49.292	276
7	25.317	30.927	20.607	29.467	1:46.318	283	7	25.650	32.451	21.117	30.422	1:49.640	274
8	25.225	30.614	20.400	29.230	1:45.469	286	8	26.119	32.086	20.826	30.678	1:49.709	281
9	25.393	30.458	20.190	30.376	1:46.417	283	9	25.892	32.072	20.649	30.222	1:48.835	275
10	25.532	30.763	20.354	29.281	1:45.930	285	10	26.099	32.261	20.695	30.687	1:49.742	281
11	25.498	31.242	20.955	29.857	1:47.552	283	11	26.501	32.406	20.852	30.282	1:50.041	270
12	25.667	30.846	20.482	29.417	1:46.412	283							
4 Broc PEARSON (QLD) (7th)							13 Anthony WEST (QLD) (12th)						
1	35.823	32.645	21.313	30.306	2:00.087	213	1	34.404	31.631	20.511	29.800	1:56.346	216
2	25.735	31.651	21.202	30.020	1:48.608	265	2	25.714	31.271	20.455	29.490	1:46.930	275
3	25.981	31.231	20.565	29.966	1:47.743	267	3	25.367	30.948	20.415	30.056	1:46.786	276
4	25.826	31.157	20.927	29.366	1:47.276	261	4	25.489	32.497	20.512	29.547	1:48.045	281
5	25.103	30.610	20.510	29.323	1:45.546	292	5	25.095	30.936	20.510	29.659	1:46.200	282
6	25.217	30.783	20.515	29.224	1:45.739	286	6	25.269	31.090	20.798	29.941	1:47.098	281
7	25.203	30.684	20.380	29.317	1:45.584	283	7	25.385	31.547	20.828	30.229	1:47.989	283
8	25.281	31.018	20.833	29.356	1:46.488	287	8	25.613	31.765	21.362	30.686	1:49.426	276
9	25.213	30.609	20.447	29.174	1:45.443	290	9	26.271	32.671	21.169	31.118	1:51.229	276
10	25.153	30.631	20.352	29.008	1:45.144	290	10	25.741	32.845	21.248	32.702	1:52.536	283
11	24.973	31.196	20.885	32.530	1:49.584	289	11	25.910	32.120	21.113	30.551	1:49.694	277
12	25.131	30.719	20.099	29.172	1:45.121	290	12	25.896	32.400	21.015	30.441	1:49.752	282
10 Travis WYMAN (VIC) (16th)							14 Glenn ALLERTON (NSW) (2nd)						
1	36.613	35.282	22.301	32.317	2:06.513	226	1	34.032	31.618	20.607	29.266	1:55.523	228
2	27.713	34.118	21.973	31.210	1:55.014	252	2	25.826	31.586	20.296	28.895	1:46.603	269
3	26.758	33.498	21.565	30.986	1:52.807	263	3	25.344	30.792	20.562	29.619	1:46.317	278
4	26.623	32.860	21.560	30.948	1:51.991	255	4	25.496	30.812	20.784	29.792	1:46.884	276
5	26.363	33.240	21.787	30.585	1:51.975	258	5	25.528	30.700	20.239	29.085	1:45.552	273
6	26.502	33.208	21.475	30.787	1:51.972	263	6	24.999	30.618	20.237	29.122	1:44.976	291
7	26.580	33.218	21.681	31.660	1:53.139	269	7	25.090	30.586	20.287	28.945	1:44.908	292
8	26.791	33.398	21.892	31.101	1:53.182	265	8	24.882	30.725	20.170	28.986	1:44.763	286
9	26.956	32.929	21.680	30.745	1:52.310	268	9	24.655	30.532	20.195	29.019	1:44.401	295
10	26.632	32.862	21.759	31.410	1:52.663	268	10	24.872	30.440	20.363	28.933	1:44.608	293
11	27.188	33.099	21.853	30.810	1:52.950	260	11	24.815	30.259	20.039	29.079	1:44.192	292
12	26.761	32.757	21.633	30.852	1:52.003	262	12	24.887	30.545	20.272	29.099	1:44.803	292
17 Troy HERFOSS (QLD) (8th)													

Scott Lang
 Chief Timekeeper - Scott Lang

Tom Williams
 Race Director - Tom Williams



ALPINESTARS AUSTRALIAN SUPERBIKE CHAMPIONSHIP

Race 1

Date: 19/11/22
 Event: R04
 Weather: Overcast - Temp: 17.8C
 Track: Wet - Temp: 20.2C

Started at: 11:42:52
 Laps: 12
 Starters: 25
 Posted at: 12:26

PROVISIONAL SPLIT TIMES

Lap	Split 1	Split 2	Split 3	Split 4	Lap Time	Spd	Lap	Split 1	Split 2	Split 3	Split 4	Lap Time	Spd
1	33.912	31.111	20.770	29.492	1:55.285	225	1	35.796	33.360	21.443	1:03.222	2:33.821	226
2	25.363	31.289	20.561	29.542	1:46.755	282	2	27.112	33.119	22.117	31.156	1:53.504	279
3	25.251	30.734	20.568	29.852	1:46.405	286	3	26.215	33.024	21.467	30.447	1:51.153	288
4	25.292	30.658	20.889	29.975	1:46.814	283	4	26.767	32.088	21.733	30.637	1:51.225	273
5	25.472	30.772	20.605	29.506	1:46.355	278	5	25.876	32.235	21.060	30.719	1:49.890	290
6	25.004	30.703	20.440	29.550	1:45.697	288	6	25.633	31.768	21.544	30.550	1:49.495	289
7	25.190	30.772	20.627	29.765	1:46.354	282	7	25.675	32.193	21.344	30.196	1:49.408	287
8	25.036	30.929	20.516	30.538	1:47.019	292	8	25.598	32.433	21.154	30.879	1:50.064	292
9	25.571	31.257	20.788	30.225	1:47.841	287	9	26.152	32.289	21.004	30.332	1:49.777	283
10	25.600	31.188	20.987	30.140	1:47.915	289	10	25.986	31.998	20.991	30.047	1:49.022	281
11	25.583	31.427	21.278	32.520	1:50.808	289	11	26.079	32.225	21.327	30.653	1:50.284	283
12	25.764	31.237	20.740	30.384	1:48.125	283	12	25.998	32.523	21.124	30.264	1:49.909	291

21 Josh WATERS (VIC) (3rd)

1	33.786	31.614	20.772	29.377	1:55.549	219
2	25.636	31.132	20.634	29.200	1:46.602	279
3	25.548	30.907	20.434	29.429	1:46.318	278
4	25.917	30.840	20.604	29.501	1:46.862	266
5	25.796	30.609	20.534	29.258	1:46.197	274
6	24.806	30.431	20.286	28.905	1:44.428	295
7	24.708	30.522	20.469	29.032	1:44.731	295
8	24.772	30.578	20.763	29.041	1:45.154	294
9	24.680	30.390	20.425	28.951	1:44.446	290
10	24.794	30.418	20.638	29.056	1:44.906	287
11	24.753	30.346	20.255	29.079	1:44.433	292
12	24.904	30.877	20.597	29.592	1:45.970	295

29 Ted COLLINS (VIC) (13th)

1	35.521	33.283	21.435	30.590	2:00.829	222
2	26.373	31.985	20.765	29.998	1:49.121	269
3	26.149	31.970	20.810	30.027	1:48.956	276
4	25.817	31.641	20.817	30.175	1:48.450	281
5	26.058	32.162	20.669	29.797	1:48.686	274
6	25.506	31.642	20.889	29.913	1:47.950	276
7	25.508	31.563	20.678	29.666	1:47.415	281
8	25.875	31.688	20.923	30.436	1:48.922	284
9	25.454	31.425	20.390	29.929	1:47.198	283
10	25.588	31.725	20.602	30.089	1:48.004	285
11	25.864	31.845	20.633	30.325	1:48.667	271
12	25.433	31.391	20.669	30.346	1:47.839	280

25 Daniel FALZON (SA) (9th)


1	34.253	32.770	20.928	30.039	1:57.990	222
2	26.593	32.164	20.860	29.951	1:49.568	280
3	26.265	31.411	20.461	30.322	1:48.459	272
4	26.161	31.822	20.774	29.820	1:48.577	272
5	25.641	31.597	20.635	29.503	1:47.376	276
6	25.454	31.176	20.434	29.869	1:46.933	282
7	25.312	30.746	20.438	29.260	1:45.756	287
8	25.019	31.386	20.318	29.505	1:46.228	293
9	25.265	31.253	20.340	29.408	1:46.266	294
10	25.166	30.893	20.404	29.616	1:46.079	293
11	25.334	31.441	20.604	29.982	1:47.361	292
12	25.630	31.543	20.729	30.584	1:48.486	291

33 Sloan FROST (VIC) (18th)

1	37.110	37.135	21.968	31.892	2:08.105	213
2	27.483	34.041	22.014	31.613	1:55.151	259
3	27.453	33.854	21.683	31.489	1:54.479	253
4	27.189	33.440	21.691	31.360	1:53.680	257
5	26.962	33.794	21.807	31.557	1:54.120	262
6	27.437	33.396	22.584	31.517	1:54.934	262
7	27.093	33.028	21.566	31.283	1:52.970	263
8	26.891	32.744	21.456	31.253	1:52.344	265
9	26.635	32.870	21.368	31.080	1:51.953	271
10	26.103	33.476	21.280	31.058	1:51.917	277
11	26.617	32.885	21.406	31.247	1:52.155	280
12	26.609	32.630	21.330	30.878	1:51.447	279

27 Max STAUFFER (NSW) (17th)

37 Michael EDWARDS (QLD) (22th)


 Chief Timekeeper - Scott Lang


 Race Director - Tom Williams



ALPINESTARS AUSTRALIAN SUPERBIKE CHAMPIONSHIP

Race 1

Date: 19/11/22
 Event: R04
 Weather: Overcast - Temp: 17.8C
 Track: Wet - Temp: 20.2C

Started at: 11:42:52
 Laps: 12
 Starters: 25
 Posted at: 12:26

PROVISIONAL SPLIT TIMES

Lap	Split 1	Split 2	Split 3	Split 4	Lap Time	Spd	Lap	Split 1	Split 2	Split 3	Split 4	Lap Time	Spd
							61 Arthur SISSIS (SA) (4th)						
1	39.587	37.487	24.707	34.093	2:15.874	193	1	35.120	32.556	20.933	29.717	1:58.326	221
2	28.346	35.972	23.616	33.253	2:01.187	249	2	25.774	31.400	20.644	29.287	1:47.105	282
3	28.164	35.713	23.102	32.701	1:59.680	251	3	25.151	30.866	20.327	29.297	1:45.641	293
4	28.448	35.480	23.239	32.838	2:00.005	247	4	25.639	31.102	20.341	28.965	1:46.047	295
5	28.110	34.630	22.611	31.896	1:57.247	262	5	25.047	30.935	20.365	28.998	1:45.345	291
6	27.459	34.491	22.684	31.761	1:56.395	256	6	24.954	30.818	20.281	28.821	1:44.874	285
7	27.549	34.622	22.442	31.461	1:56.074	268	7	24.791	30.659	20.243	29.017	1:44.710	297
8	27.205	1:09.845	23.048	32.479	2:32.577	263	8	24.815	30.546	20.183	28.946	1:44.490	294
9	27.607	35.052	22.517	32.338	1:57.514	258	9	24.712	30.813	20.259	29.028	1:44.812	287
10	27.723	34.215	22.494	31.953	1:56.385	254	10	24.839	30.765	20.366	29.633	1:45.603	292
11	27.758	35.164	22.777	32.561	1:58.260	266	11	24.901	30.931	20.315	29.074	1:45.221	293
							43 Alastair HOOGENBOEZEM (VIC) (DNF)						
1	36.978	35.113	23.113	32.653	2:07.857	213	12	25.195	30.942	20.551	29.433	1:46.121	287
							62 Brendan McINTYRE (NSW) (20th)						
							1	38.077	36.613	22.490	32.537	2:09.717	212
							2	28.568	34.782	22.394	31.794	1:57.538	227
							3	27.772	34.067	22.238	31.840	1:55.917	239
							4	26.967	33.603	21.885	31.581	1:54.036	251
							5	27.059	33.751	22.137	31.488	1:54.435	248
							6	27.377	34.018	22.132	31.607	1:55.134	243
							7	27.592	33.803	21.978	31.478	1:54.851	245
							8	27.706	33.961	22.179	32.040	1:55.886	242
							9	27.314	34.220	22.179	32.005	1:55.718	255
							10	27.592	34.354	22.683	32.063	1:56.692	254
							11	27.471	33.606	23.316	32.125	1:56.518	233
							65 Cru HALLIDAY (NSW) (11th)						
							1	35.277	32.758	21.139	30.204	1:59.378	223
							2	26.192	31.733	21.220	29.962	1:49.107	269
							3	26.033	31.223	20.526	29.775	1:47.557	283
							4	25.508	31.625	20.921	29.570	1:47.624	279
							5	25.535	31.167	20.793	29.738	1:47.233	287
							6	25.265	30.916	20.490	29.288	1:45.959	292
							7	25.130	30.695	20.566	29.358	1:45.749	293
							8	26.275	35.108	22.003	31.354	1:54.740	281
							9	25.509	31.272	20.470	29.540	1:46.791	275
							10	25.465	31.259	20.474	29.663	1:46.861	297
							11	25.422	31.474	20.494	29.562	1:46.952	288
							12	25.442	31.897	20.669	30.009	1:48.017	282
							60 Ben BURKE (NSW) (15th)						
1	36.091	40.604	22.640	31.404	2:10.739	235							
2	27.413	33.761	21.406	30.735	1:53.315	250							
3	26.824	33.831	21.540	30.452	1:52.647	269							
4	26.250	32.099	21.406	30.243	1:49.998	267							
5	26.378	32.241	21.075	30.268	1:49.962	265							
6	25.780	31.983	21.095	30.733	1:49.591	269							
7	26.262	32.394	21.140	30.300	1:50.096	271							
8	25.756	32.035	21.183	30.198	1:49.172	278							
9	26.039	32.174	21.116	30.553	1:49.882	274							
10	25.721	31.657	20.817	30.113	1:48.308	269							
11	25.720	32.336	20.915	30.372	1:49.343	284							
12	25.738	32.282	21.174	30.391	1:49.585	285							
							67 Bryan STARING (WA) (1st)						

Scott Lang
 Chief Timekeeper - Scott Lang

Tom Williams
 Race Director - Tom Williams



ALPINESTARS AUSTRALIAN SUPERBIKE CHAMPIONSHIP

Race 1

Date: 19/11/22
 Event: R04
 Weather: Overcast - Temp: 17.8C
 Track: Wet - Temp: 20.2C

Started at: 11:42:52
 Laps: 12
 Starters: 25
 Posted at: 12:26

PROVISIONAL SPLIT TIMES

Lap	Split 1	Split 2	Split 3	Split 4	Lap Time	Spd	Lap	Split 1	Split 2	Split 3	Split 4	Lap Time	Spd
1	33.590	31.579	20.866	29.331	1:55.366	221	8	27.634	33.895	22.235	31.526	1:55.290	264
2	25.934	31.348	20.562	29.138	1:46.982	280	9	27.787	33.574	22.369	31.334	1:55.064	252
3	25.617	31.223	20.272	29.045	1:46.157	266	10	27.445	33.755	22.241	31.559	1:55.000	258
4	25.701	30.863	20.473	29.422	1:46.459	283	11	27.694	34.108	22.470	31.671	1:55.943	245
5	25.308	30.593	20.636	28.677	1:45.214	280							
6	25.289	30.478	20.467	28.642	1:44.876	287	81 Senna AGIUS (NSW) (6th)						
7	25.125	30.725	20.478	28.562	1:44.890	290	1	34.725	32.660	21.308	30.660	1:59.353	222
8	25.066	30.460	20.497	28.707	1:44.730	289	2	25.908	31.770	21.206	30.108	1:48.992	276
9	25.218	30.360	20.364	28.572	1:44.514	289	3	25.911	31.250	20.573	30.289	1:48.023	272
10	25.110	30.241	20.184	28.472	1:44.007	283	4	26.131	31.788	20.707	29.858	1:48.484	267
11	25.063	30.131	20.125	28.758	1:44.077	287	5	25.603	31.045	20.589	29.746	1:46.983	276
12	24.921	30.410	20.398	28.789	1:44.518	284	6	25.224	31.006	20.458	29.351	1:46.039	292
							7	24.971	30.740	20.333	29.113	1:45.157	288
72 Paris HARDWICK (NSW) (19th)							8	25.221	30.629	20.645	29.343	1:45.838	287
1	38.253	34.889	22.234	32.648	2:08.024	201	9	25.222	30.851	20.377	29.157	1:45.607	293
2	28.150	33.870	22.151	31.567	1:55.738	245	10	25.055	30.691	20.320	29.116	1:45.182	295
3	27.743	34.163	21.663	31.046	1:54.615	240	11	24.949	30.874	20.532	29.367	1:45.722	296
4	27.051	33.265	21.653	31.332	1:53.301	257	12	25.490	31.001	20.494	29.551	1:46.536	290
5	26.868	32.782	21.834	31.869	1:53.353	251							
6	27.129	33.561	22.752	32.029	1:55.471	276	86 Beau BEATON (NSW) (14th)						
7	27.408	33.272	21.638	31.347	1:53.665	254	1	35.261	32.500	21.167	29.893	1:58.821	217
8	27.081	33.016	21.441	30.979	1:52.517	271	2	25.823	32.235	21.230	30.236	1:49.524	282
9	26.680	32.473	21.327	30.880	1:51.360	270	3	26.530	31.492	20.963	30.261	1:49.246	271
10	26.549	33.119	21.677	30.935	1:52.280	269	4	25.813	31.534	21.327	30.049	1:48.723	292
11	26.418	32.798	21.578	30.895	1:51.689	280	5	25.808	31.919	20.784	29.841	1:48.352	286
12	26.724	32.809	21.388	30.706	1:51.627	270	6	25.990	31.457	21.121	29.949	1:48.517	289
							7	25.586	31.495	21.116	29.919	1:48.116	287
75 Trent BINAISSE (VIC) (21th)							8	25.716	31.732	21.126	31.018	1:49.592	285
1	39.320	37.286	23.601	33.707	2:13.914	193	9	25.897	31.856	21.102	30.273	1:49.128	283
2	28.696	34.863	22.913	32.166	1:58.638	244	10	25.762	31.529	21.118	30.561	1:48.970	288
3	28.284	34.477	22.568	31.952	1:57.281	249	11	26.325	31.906	21.399	30.675	1:50.305	283
4	27.925	34.289	22.591	32.153	1:56.958	258	12	26.251	32.148	21.396	30.896	1:50.691	283
5	28.439	34.426	22.911	32.020	1:57.796	262							
6	28.050	34.390	22.261	32.075	1:56.776	257							
7	27.708	34.508	22.512	31.698	1:56.426	261							

The results are provisional until the end of the time limit for protests and appeals.

Scott Lang
 Chief Timekeeper - Scott Lang

Tom Williams
 Race Director - Tom Williams





ASBK Round 6
World SBK
Phillip Island GP Circuit
18 - 20 November



GRAND RIDGE
BREWERY
 AUSTRALIAN ROUND

ALPINESTARS AUSTRALIAN SUPERBIKE CHAMPIONSHIP

Race 1

Date: 19/11/22
 Event: R04
 Weather: Overcast - Temp: 17.8C
 Track: Wet - Temp: 20.2C

Started at: 11:42:52
 Laps: 12
 Starters: 25
 Posted at: 12:26

PROVISIONAL FASTEST LAPS SEQUENCE

Lap	Race Pos	No	Name	Machine	Fastest Lap	On Lap
1	1	17	Troy HERFOSS (QLD)	Honda CBR RR	1:55.285	1
2	1	17	Troy HERFOSS (QLD)	Honda CBR RR	1:46.755	2
2	2	14	Glenn ALLERTON (NSW)	BMW M RR	1:46.603	2
2	3	21	Josh WATERS (VIC)	Ducati V4R	1:46.602	2
3	1	14	Glenn ALLERTON (NSW)	BMW M RR	1:46.317	3
3	4	67	Bryan STARING (WA)	Ducati V4R	1:46.157	3
3	6	61	Arthur SISSIS (SA)	Yamaha YZF-R1	1:45.641	3
5	1	67	Bryan STARING (WA)	Ducati V4R	1:45.214	5
6	1	67	Bryan STARING (WA)	Ducati V4R	1:44.876	6
6	3	21	Josh WATERS (VIC)	Ducati V4R	1:44.428	6
9	2	14	Glenn ALLERTON (NSW)	BMW M RR	1:44.401	9
10	1	67	Bryan STARING (WA)	Ducati V4R	1:44.007	10

The results are provisional until the end of the time limit for protests and appeals.

Scott Lang
 Chief Timekeeper - Scott Lang

Tom Williams
 Race Director - Tom Williams



ALPINESTARS AUSTRALIAN SUPERBIKE CHAMPIONSHIP

Race 1

Date: 19/11/22
 Event: R04
 Weather: Overcast - Temp: 17.8C
 Track: Wet - Temp: 20.2C

Started at: 11:42:52
 Laps: 12
 Starters: 25
 Posted at: 12:26

PROVISIONAL LAP SHEET

No	Lap Time	Gap	No	Lap Time	Gap	No	Lap Time	Gap	No	Lap Time	Gap	No	Lap Time	Gap
Lap 1			3	1:48.825	5.329	10	1:52.807	25.891	37	2:00.005	1:01.78	13	1:47.098	6.351
17	1:55.285		25	1:49.568	5.518	60	1:52.647	28.258	Lap 5			3	1:46.023	7.771
67	1:55.366	.081	81	1:48.992	6.305	33	1:54.479	29.292	67	1:45.214		4	1:45.739	9.945
14	1:55.523	.238	86	1:49.524	6.305	72	1:54.615	29.934	14	1:45.552	.701	65	1:45.959	11.804
21	1:55.549	.264	65	1:49.107	6.445	62	1:55.917	34.729	21	1:46.197	1.350	81	1:46.039	12.820
13	1:56.346	1.061	4	1:48.608	6.655	75	1:57.281	41.390	17	1:46.355	1.436	25	1:46.933	13.849
25	1:57.990	2.705	46	1:49.070	7.532	37	1:59.680	48.298	61	1:45.345	2.286	46	1:46.986	16.770
61	1:58.326	3.041	29	1:49.121	7.910	27	1:51.153	50.035	13	1:46.200	4.129	86	1:48.517	18.129
3	1:58.544	3.259	10	1:55.014	19.487	12	1:59.191	1 lap	3	1:46.066	6.624	29	1:47.950	18.938
86	1:58.821	3.536	33	1:55.151	21.216	Lap 4			60	1:49.591	41.198			
81	1:59.353	4.068	72	1:55.738	21.722	67	1:46.459		4	1:45.546	9.082	10	1:51.972	45.218
65	1:59.378	4.093	60	1:53.315	22.014	17	1:46.814	.295	65	1:47.233	10.721	33	1:54.934	55.415
4	2:00.087	4.802	62	1:57.538	25.215	14	1:46.884	.363	81	1:46.983	11.657	72	1:55.471	55.448
46	2:00.502	5.217	75	1:58.638	30.512	21	1:46.862	.367	25	1:47.376	11.792	62	1:55.134	1:01.72
29	2:00.829	5.544	37	2:01.187	35.021	61	1:46.047	2.155	86	1:48.352	14.488	27	1:49.495	1:04.03
10	2:06.513	11.228	12	4:22.264	1 lap	13	1:48.045	3.143	46	1:48.323	14.660	12	1:49.124	1 lap
43	2:07.857	12.572	27	1:53.504	45.285	3	1:46.283	5.772	29	1:48.686	15.864	75	1:56.776	1:16.30
72	2:08.024	12.739	Lap 3			60	1:49.962	36.483	60	1:49.962	36.483	37	1:56.395	1:25.33
33	2:08.105	12.820	14	1:46.317		65	1:47.624	8.702	10	1:51.975	38.122	Lap 7		
62	2:09.717	14.432	17	1:46.405	.002	4	1:47.276	8.750	72	1:53.353	44.853	67	1:44.890	
60	2:10.739	15.454	21	1:46.318	.026	25	1:48.577	9.630	33	1:54.120	45.357	21	1:44.731	.743
75	2:13.914	18.629	67	1:46.157	.062	81	1:48.484	9.888	62	1:54.435	51.465	14	1:44.908	.819
37	2:15.874	20.589	13	1:46.786	1.619	86	1:48.723	11.350	27	1:49.890	59.415	61	1:44.710	2.104
27	2:33.821	38.536	61	1:45.641	2.629	46	1:48.431	11.551	12	1:48.889	1 lap	17	1:46.354	3.721
Lap 2			3	1:47.084	6.010	29	1:48.450	12.392	75	1:57.796	1:04.40	3	1:46.318	9.199
17	1:46.755		10	1:51.991	31.361	10	1:51.991	31.361	37	1:57.247	1:13.81	13	1:47.989	9.450
14	1:46.603	.086	60	1:49.998	31.735	60	1:49.998	31.735	Lap 6			4	1:45.584	10.639
21	1:46.602	.111	33	1:53.680	36.451	72	1:53.301	36.714	67	1:44.876		65	1:45.749	12.663
67	1:46.982	.308	72	1:53.301	36.714	62	1:54.036	42.244	14	1:44.976	.801	81	1:45.157	13.087
13	1:46.930	1.236	62	1:54.036	42.244	75	1:56.958	51.827	21	1:44.428	.902	25	1:45.756	14.715
61	1:47.105	3.391	75	1:56.958	51.827	27	1:51.225	54.739	17	1:45.697	2.257	46	1:47.001	18.881
			29	1:48.956	10.463	12	1:49.981	1 lap	61	1:44.874	2.284	86	1:48.116	21.355

Scott Lang
 Chief Timekeeper - Scott Lang

Tom Williams
 Race Director - Tom Williams



ALPINESTARS AUSTRALIAN SUPERBIKE CHAMPIONSHIP

Race 1

Date: 19/11/22
 Event: R04
 Weather: Overcast - Temp: 17.8C
 Track: Wet - Temp: 20.2C

Started at: 11:42:52
 Laps: 12
 Starters: 25
 Posted at: 12:26

PROVISIONAL LAP SHEET

No	Lap Time	Gap	No	Lap Time	Gap	No	Lap Time	Gap	No	Lap Time	Gap
29	1:47.415	21.463	75	1:55.290	1:38.40	3	1:45.930	13.764	86	1:50.305	42.022
60	1:50.096	46.404	Lap 9			4	1:45.144	14.463	37	1:56.385	1 lap
10	1:53.139	53.467	67	1:44.514		81	1:45.182	16.463	60	1:49.343	1:05.78
33	1:52.970	1:03.49	14	1:44.401	.739	25	1:46.079	20.037	10	1:52.950	1:27.24
72	1:53.665	1:04.22	21	1:44.446	1.099	46	1:46.925	27.516	12	1:49.742	1 lap
27	1:49.408	1:08.55	61	1:44.812	2.162	65	1:46.861	27.804	27	1:50.284	1:30.37
12	1:49.292	1 lap	17	1:47.841	9.337	13	1:52.536	29.390	33	1:52.155	1:34.53
62	1:54.851	1:11.68	3	1:46.417	11.841	29	1:48.004	32.336	72	1:51.689	1:34.74
75	1:56.426	1:27.84	4	1:45.443	13.326	86	1:48.970	35.794	Lap 12		
37	1:56.074	1:36.51	81	1:45.607	15.288	37	1:57.514	1 lap	67	1:44.518	
Lap 8			25	1:46.266	17.965	60	1:48.308	1:00.51	14	1:44.803	1.740
67	1:44.730		13	1:51.229	20.861	10	1:52.663	1:18.37	21	1:45.970	3.806
14	1:44.763	.852	46	1:47.053	24.598	12	1:48.835	1 lap	61	1:46.121	6.505
21	1:45.154	1.167	65	1:46.791	24.950	27	1:49.022	1:24.16	62	1:56.518	1 lap
61	1:44.490	1.864	29	1:47.198	28.339	33	1:51.917	1:26.45	3	1:46.412	19.133
17	1:47.019	6.010	86	1:49.128	30.831	72	1:52.280	1:27.12	81	1:46.536	20.126
3	1:45.469	9.938	37	2:32.577	1 lap	Lap 11			4	1:45.121	20.573
4	1:46.488	12.397	60	1:49.882	56.214	67	1:44.077		17	1:48.125	23.583
13	1:49.426	14.146	10	1:52.310	1:09.71	14	1:44.192	1.455	25	1:48.486	27.289
81	1:45.838	14.195	33	1:51.953	1:18.54	21	1:44.433	2.354	75	1:55.943	1 lap
25	1:46.228	16.213	72	1:51.360	1:18.85	62	1:56.692	1 lap	46	1:47.317	33.254
46	1:47.908	22.059	12	1:49.709	1 lap	61	1:45.221	4.902	65	1:48.017	34.178
65	1:54.740	22.673	27	1:49.777	1:19.14	75	1:55.000	1 lap	13	1:49.752	40.241
29	1:48.922	25.655	62	1:55.718	1:34.04	3	1:47.552	17.239	29	1:47.839	40.247
86	1:49.592	26.217	Lap 10			81	1:45.722	18.108	86	1:50.691	48.195
60	1:49.172	50.846	67	1:44.007		4	1:49.584	19.970	60	1:49.585	1:10.84
10	1:53.182	1:01.91	14	1:44.608	1.340	17	1:50.808	19.976	37	1:58.260	1 lap
33	1:52.344	1:11.10	21	1:44.906	1.998	25	1:47.361	23.321	10	1:52.003	1:34.72
72	1:52.517	1:12.01	61	1:45.603	3.758	46	1:47.016	30.455	12	1:50.041	1 lap
12	1:49.640	1 lap	75	1:55.064	1 lap	65	1:46.952	30.679	27	1:49.909	1:35.76
27	1:50.064	1:13.88	17	1:47.915	13.245	13	1:49.694	35.007	33	1:51.447	1:41.46
62	1:55.886	1:22.84				29	1:48.667	36.926	72	1:51.627	1:41.85

The results are provisional until the end of the time limit for protests and appeals.

Scott Lang
 Chief Timekeeper - Scott Lang

Tom Williams
 Race Director - Tom Williams



ALPINESTARS AUSTRALIAN SUPERBIKE CHAMPIONSHIP

Race 1


Date: 19/11/22
 Event: R04
 Weather: Overcast - Temp: 17.8C
 Track: Wet - Temp: 20.2C

Started at: 11:42:52
 Laps: 12
 Starters: 25
 Posted at: 12:26


PROVISIONAL LAP CHART

Name	Grid	1	2	3	4	5	6	7	8	9	10	11	12	Name
J. WATERS	21	17	17	11	67	37	37	37	37	37	37	37	37	B. STARING
D. FALZON	25	67	14	17	17	14	14	21	14	14	14	14	14	G. ALLERTON
W. MAXWELL	1	14	21	21	14	21	21	14	21	21	21	21	21	J. WATERS
B. STARING	67	21	67	67	21	17	17	61	61	61	61	61	61	A. SISSIS
M. JONES	46	13	13	13	61	61	61	17	17	17	17	3	3	J. METCHER
A. WEST	13	25	61	61	13	13	13	3	3	3	3	81	81	S. AGIUS
T. HERFOSS	17	61	3	3	3	3	3	13	4	4	4	4	4	B. PEARSON
C. HALLIDAY	65	3	25	25	65	4	4	4	13	81	81	17	17	T. HERFOSS
G. ALLERTON	14	86	81	65	4	65	65	65	81	25	25	25	25	D. FALZON
A. SISSIS	61	81	86	81	25	81	81	81	25	13	46	46	46	M. JONES
S. AGIUS	81	65	65	4	81	25	25	25	46	46	65	65	65	C. HALLIDAY
J. METCHER	3	4	4	86	86	86	46	46	65	65	13	13	13	A. WEST
B. PEARSON	4	46	46	46	46	46	86	86	29	29	29	29	29	T. COLLINS
B. BEATON	86	29	29	29	29	29	29	29	86	86	86	86	86	B. BEATON
B. McCONNELL	9	10	10	10	10	60	60	60	60	60	60	60	60	B. BURKE
M. STAUFFER	27	43	33	60	60	10	10	10	10	10	10	10	10	T. WYMAN
T. COLLINS	29	72	72	33	33	72	33	33	33	33	27	27	27	M. STAUFFER
M. WALTERS	12	33	60	72	72	33	72	72	72	72	33	33	33	S. FROST
B. BURKE	60	62	62	62	62	62	62	27	27	27	72	72	72	P. HARDWICK
A. HOOGENBOEZEM	43	60	75	75	75	27	27	62	62	62	62	62	62	B. McINTYRE
T. WYMAN	10	75	37	37	27	75	75	75	75	75	75	75	75	T. BINAISSE
S. FROST	33	37	27	27	37	37	37	37	37	37	37	37	37	M. EDWARDS
B. McINTYRE	62	27	12	12	12	12	12	12	12	12	12	12	12	M. WALTERS
T. BINAISSE	75	12												
P. HARDWICK	72													
M. EDWARDS	37													

The results are provisional until the end of the time limit for protests and appeals.



Chief Timekeeper - Scott Lang



Race Director - Tom Williams



ALPINESTARS AUSTRALIAN SUPERBIKE CHAMPIONSHIP

Race 1


Date: 19/11/22
 Event: R04
 Weather: Overcast - Temp: 17.8C
 Track: Wet - Temp: 20.2C

Started at: 11:42:52
 Laps: 12
 Starters: 25
 Posted at: 12:26

PROVISIONAL BEST PARTIAL TIMES

Pos	Split 1		Split 2		Split 3		Split 4		LAP		Ideal	Fastest
	Name	Time	Name	Time	Name	Time	Name	Time	Name			
1	J. WATERS	24.806	B. STARING	30.241	G. ALLERTON	20.039	B. STARING	28.472	B. STARING	1:44.007	1:44.007	
2	G. ALLERTON	24.815	G. ALLERTON	30.259	B. PEARSON	20.099	J. WATERS	28.905	G. ALLERTON	1:44.046	1:44.192	
3	A. SISSIS	24.815	J. WATERS	30.431	A. SISSIS	20.183	G. ALLERTON	28.933	J. WATERS	1:44.428	1:44.428	
4	S. AGIUS	24.971	A. SISSIS	30.546	B. STARING	20.184	A. SISSIS	28.946	A. SISSIS	1:44.490	1:44.490	
5	T. HERFOSS	25.004	J. METCHER	30.614	J. WATERS	20.286	S. AGIUS	29.113	B. PEARSON	1:45.121	1:45.121	
6	A. WEST	25.095	C. HALLIDAY	30.695	S. AGIUS	20.333	B. PEARSON	29.172	S. AGIUS	1:45.157	1:45.157	
7	B. STARING	25.110	T. HERFOSS	30.703	M. JONES	20.353	J. METCHER	29.230	J. METCHER	1:45.469	1:45.469	
8	C. HALLIDAY	25.130	B. PEARSON	30.719	T. COLLINS	20.390	D. FALZON	29.260	T. HERFOSS	1:45.653	1:45.697	
9	B. PEARSON	25.131	S. AGIUS	30.740	J. METCHER	20.400	C. HALLIDAY	29.288	C. HALLIDAY	1:45.679	1:45.749	
10	J. METCHER	25.225	D. FALZON	30.746	D. FALZON	20.438	T. HERFOSS	29.506	D. FALZON	1:45.756	1:45.756	
11	D. FALZON	25.312	A. WEST	30.936	T. HERFOSS	20.440	A. WEST	29.547	A. WEST	1:46.088	1:46.200	
12	M. JONES	25.401	M. JONES	31.137	A. WEST	20.510	M. JONES	29.750	M. JONES	1:46.641	1:46.925	
13	T. COLLINS	25.454	T. COLLINS	31.425	C. HALLIDAY	20.566	B. BEATON	29.919	T. COLLINS	1:47.198	1:47.198	
14	B. BEATON	25.586	B. BEATON	31.495	M. WALTERS	20.649	T. COLLINS	29.929	B. BEATON	1:48.116	1:48.116	
15	B. BURKE	25.721	B. BURKE	31.657	B. BURKE	20.817	M. STAUFFER	30.047	B. BURKE	1:48.308	1:48.308	
16	M. WALTERS	25.892	M. STAUFFER	31.998	M. STAUFFER	20.991	B. BURKE	30.113	M. WALTERS	1:48.835	1:48.835	
17	M. STAUFFER	25.986	M. WALTERS	32.072	B. BEATON	21.116	M. WALTERS	30.222	M. STAUFFER	1:49.022	1:49.022	
18	T. WYMAN	26.502	P. HARDWICK	32.473	P. HARDWICK	21.327	T. WYMAN	30.585	P. HARDWICK	1:51.186	1:51.360	
19	S. FROST	26.609	S. FROST	32.630	S. FROST	21.330	P. HARDWICK	30.706	S. FROST	1:51.447	1:51.447	
20	P. HARDWICK	26.680	T. WYMAN	33.208	T. WYMAN	21.475	S. FROST	30.878	T. WYMAN	1:51.770	1:51.972	
21	B. McINTYRE	26.967	B. McINTYRE	33.603	B. McINTYRE	21.885	T. BINAISSE	31.334	B. McINTYRE	1:53.933	1:54.036	
22	T. BINAISSE	27.445	T. BINAISSE	33.755	T. BINAISSE	22.241	M. EDWARDS	31.461	T. BINAISSE	1:54.775	1:55.000	
23	M. EDWARDS	27.549	M. EDWARDS	34.622	M. EDWARDS	22.442	B. McINTYRE	31.478	M. EDWARDS	1:56.074	1:56.074	
24	A. HOOGENB	30.488	A. HOOGENB	35.113	A. HOOGENB	23.113	A. HOOGENB	32.653	A. HOOGENB	2:01.367	2:07.857	

The results are provisional until the end of the time limit for protests and appeals.



Chief Timekeeper - Scott Lang



Race Director - Tom Williams



ALPINESTARS AUSTRALIAN SUPERBIKE CHAMPIONSHIP


PROVISIONAL PROGRESSIVE ROUND POINTS

AUSTRALIAN SUPERBIKE CHAMPIONSHIP


Pos	No	Name	Machine	Rnd 6 Pole	Rnd 6 Race 1	Total
1	67	Bryan STARING	Ducati		25	25
2	14	Glenn ALLERTON	BMW		20	20
3	21	Josh WATERS	BMW/Duc	1	18	19
4	61	Arthur SISSIS	Yamaha		17	17
5	3	Jed METCHER	Yamaha		16	16
6	81	Senna AGIUS	Honda		15	15
7	4	Broc PEARSON	Yam/Duc		14	14
8	17	Troy HERFOSS	Honda		13	13
9	25	Daniel FALZON	Yamaha		12	12
10	46	Mike JONES	Yamaha		11	11
11	65	Cru HALLIDAY	Yamaha		10	10
12	13	Anthony WEST	Yamaha		9	9
13	29	Ted COLLINS	Yamaha		8	8
14	86	Beau BEATON	Ducati		7	7
15	60	Ben BURKE	Kawasaki		6	6
16	10	Travis WYMAN	Yamaha		5	5
17	27	Max STAUFFER	Yamaha		4	4
18	33	Sloan FROST	BMW		3	3
19	72	Paris HARDWICK	Kawasaki		2	2
20	62	Brendan McINTYRE	Suzuki		1	1

AUSTRALIAN SUPERBIKE CHAMPIONSHIP - MANUFACTURERS

Pos	No	Name	Rnd 6 Pole	Rnd 6 Race 1	Total
1		Yamaha		92	92
2		Ducati	1	64	65
3		Honda		28	28
4		BMW		23	23
5		Kawasaki		8	8
6		Suzuki		1	1



Chief Timekeeper - Scott Lang



Race Director - Tom Williams



ALPINESTARS AUSTRALIAN SUPERBIKE CHAMPIONSHIP PROVISIONAL PROGRESSIVE CHAMPIONSHIP POINTS

AUSTRALIAN SUPERBIKE CHAMPIONSHIP

Pos	No	Name	Machine	Rnd 1 PI	Rnd 2 Qld	Rnd 3 WP	Rnd 4 HV	Rnd 5 MP	Rnd 6 Pole	Rnd 6 Race 1	Total
1	46	Mike JONES	Yamaha	35	51	46	70	40		11	253
2	67	Bryan STARING	Ducati	45	25	32	53	34		25	214
3	1	Wayne MAXWELL	Ducati	26	38	45	53	51			213
4	17	Troy HERFOSS	Honda	18	29	34	55	34		13	183
5	14	Glenn ALLERTON	BMW	29	32	27	43	29		20	180
6	61	Arthur SISSIS	Yamaha	26	31	30	44	25		17	173
7	65	Cru HALLIDAY	Yamaha	38	16	36	46	25		10	171
8	21	Josh WATERS	BMW/Duc	33	34	27	42		1	18	155
9	13	Anthony WEST	Yamaha	21	26	23	34	13		9	126
10	25	Daniel FALZON	Yamaha	31	20	22	38			12	123
11	27	Max STAUFFER	Yamaha	9	14	15	18	20		4	80
12	4	Broc PEARSON	Yam/Duc	13	18			34		14	79
13	3	Jed METCHER	Yamaha	20		19		23		16	78
14	83	Lachlan EPIS	BMW			20	22	24			66
15	37	Michael EDWARDS	Yamaha	3	9	13	19	15			59
16	2	Mark CHIODO	Yamaha	15	22		21				58
17	28	Aiden WAGNER	Yamaha	23	24						47
18	86	Beau BEATON	Ducati	11	16					7	34
19	12	Matt WALTERS	Kawasaki	24		8					32
20	35	Ben STRONACH	Yamaha				25				25
21	78	Nathan SPITERI	BMW				9	13			22
22	51	Chandler COOPER	Honda	3	12	6					21
23	33	Sloan FROST	BMW					17		3	20
24	52	Paul LALLY	Yamaha				20				20
25	81	Senna AGIUS	Honda							15	15
26	60a	Benjamin LOWE	Ducati					11			11
27	69	Luke MACDONALD	Kawasaki				10				10
28	29	Ted COLLINS	Yamaha							8	8
29	16	Luke JHONSTON	Yamaha	7							7
30	60	Ben BURKE	Kawasaki							6	6
31	10	Travis WYMAN	Yamaha							5	5
32	22	Corey FORDE	Honda	3							3
33	72	Paris HARDWICK	Kawasaki							2	2
34	62	Brendan McINTYRE	Suzuki							1	1

AUSTRALIAN SUPERBIKE CHAMPIONSHIP - MANUFACTURERS

Pos	No	Name	Rnd 1 PI	Rnd 2 Qld	Rnd 3 WP	Rnd 4 HV	Rnd 5 MP	Rnd 6 Pole	Rnd 6 Race 1	Total
1		Yamaha	241	231	204	335	161		92	1264
2		Ducati	81	79	77	106	130	1	64	538
3		BMW	62	66	74	116	83		23	424
4		Honda	24	41	40	55	34		28	222
5		Kawasaki	24		8	10			8	50
6		Suzuki							1	1

Chief Timekeeper - Scott Lang

Race Director - Tom Williams





ASBK Round 6
World SBK
Phillip Island GP Circuit
18 - 20 November



**GRAND RIDGE
BREWERY**
AUSTRALIAN ROUND

ALPINESTARS AUSTRALIAN SUPERBIKE CHAMPIONSHIP

Race 1


Date: 19/11/22
Event: R04
Weather: Overcast - Temp: 17.8C
Track: Wet - Temp: 20.2C

Started at: 11:42:52
Laps: 12
Starters: 25
Posted at: 12:26

PROVISIONAL RACE INFORMATION

Time	Description
11:30:01	Pit exit open - closes in 3:00
11:33:02	PIT EXIT CLOSED
11:33:08	Warm Up lap in 5:00
11:39:57	WARM UP LAP STARTED
11:42:52	Event Start
11:43:51	Rider 1 (Wayne MAXWELL) CRASHED TURN 2 - RIDER UP
11:44:14	Rider 12 (Matt WALTERS) CRASHED TURN 4 - RIDER UP
11:45:42	NO JUMP STARTS
11:47:30	Rider 12 (Matt WALTERS) RESUMED
12:04:04	Chequered Flag
12:06:52	Event Finish

The results are provisional until the end of the time limit for protests and appeals.


.....
Chief Timekeeper - Scott Lang


.....
Race Director - Tom Williams



www.computime.com.au
COMPUTIME RACE TIMING SYSTEMS PTY LTD

