

2023**Round 7 : December 1 - 3****The Bend Motorsports Park**
ASBK.COM.AU f t i y
SUPERBIKE MASTERS**Race 2**
Date: **02/12/23**
Event: **R04**
Weather: **Mostly cloudy - Temp: 22.2C**
Track: **Dry - Temp: 31.0C**

Started at: **16:51:45**
Laps: **5**
Starters: **24**
Posted at: **17:10**
PROVISIONAL CLASSIFICATION


Pos	No	Name	Class	Machine	Laps	Race Time	Behind Leader	Behind Prev	Fastest Lap	On Lap	Top Speed
1	43	Keo WATSON (NSW) / C & M M-c / Silkolene / Shark Leathers / Goodridge / Pheasant Wood Circuit	P6F13	Yamaha FZR 1000	5	10:22.073			2:03.024	3	271
2	24	Garry McCOY (QLD) / Alpinestars / Custom Coatings / Bridgestone / C&M M-cycles	P5F1	Yamaha TZ 750	5	10:22.574	.501	.501	2:02.143	5	265
3	52	Ryan TAYLOR (VIC) / Pablo's Motorcycle Tyres / Lynchys Garage / Kaloha Homes	P6F13	Suzuki GSXR 1100	5	10:24.431	2.358	1.857	2:03.520	4	260
4	777	Josh MATHERS (WA) / JSM Construction / Mts986 / One2One / Eric Grant	P6F13	Yamaha FZR 1029	5	10:28.325	6.252	3.894	2:03.798	3	252
5	20	David JOHNSON (SA) / Carl Cox Motorsport / TT Motorcycles	P6F13	Suzuki GSXR 1100	5	10:37.174	15.101	8.849	2:03.530	2	262
6	36	Murray CLARK (QLD) / MCR	P6F13	Suzuki GSXR 1127	5	10:37.279	15.206	.105	2:06.289	2	263
7	49	Corey TURNER (QLD) / Classic Film Autos	P67	Suzuki GSXR 750	5	10:45.679	23.606	8.400	2:07.295	2	235
8	2	Brad PHELAN (QLD) / Edge Competition Suspension / BPR	P5UN	Suzuki Katana 1100	5	10:55.067	32.994	9.388	2:09.026	3	251
9	23	Laurie FYFFE (NSW)	P5F1	Suzuki XR69 1166	5	11:09.775	47.702	14.708	2:10.282	3	245
10	82	Ryan YANKO (QLD)	P5UN	Suzuki GS 1000	5	11:11.215	49.142	1.440	2:09.477	4	233
11	75	Steven HARLEY (NSW)	P6F13	Bimota YB6 1000	5	11:22.999	1:00.926	11.784	2:12.323	3	251
12	12	Richard EASTON (NSW) / Oaks Performance Motorcycles	P67	Suzuki GSXR 750	5	11:26.793	1:04.720	3.794	2:15.726	4	229
13	76	Scott WEBSTER (VIC) / T&K Carney / West Gippsland Auto Electrics	P5F1	Suzuki XR69 1200	5	11:28.183	1:06.110	1.390	2:14.362	2	256
14	151	Phillip BEVAN (NSW)	P67	Honda VFR 750	5	11:28.298	1:06.225	.115	2:15.276	3	242
15	107	Roger GUNN (VIC) / Spice Consulting / Sunset Racing	P5F1	Suzuki XR69 1260	5	11:29.027	1:06.954	.729	2:14.679	2	249
16	124	Mick JOHNSTON (NSW) / Nth Coast V Twins / Mackies	P67	Ducati TTF1 900	5	11:31.009	1:08.936	1.982	2:16.157	3	227
17	131	Paul RIGNEY (NSW) / Ballina Motorcycles	P5UN	Kawasaki Z1000 1170	5	11:45.234	1:23.161	14.225	2:18.498	3	226
18	289	Mark POWELL (NSW) / Nutra Organics	P67	Ducati Twin 888	5	11:45.589	1:23.516	.355	2:18.679	5	238
19	21	Denis ACKLAND (VIC)	P5UN	Kawasaki Z1000 1260	5	11:47.515	1:25.442	1.926	2:18.635	2	254
20	27	Lech BUDNIAK (NSW)	P6F13	Bimota YB8 1000	5	12:06.258	1:44.185	18.743	2:22.054	4	237
21	26	Greg DAL SANTO (NSW)	P5UN	Ducati S2 900	5	12:15.917	1:53.844	9.659	2:24.241	3	198
22	64	Paul PARLETT (NSW) / SP Race Engines / Andri Parlett Stylist	P5F1	Suzuki XR69 1100	5	12:28.401	2:06.328	12.484	2:28.075	4	233
23	11	Troy CORSER (NSW)	P67	Yamaha FZR 1000	4	10:47.625	1 Lap		2:18.654	3	225
24	816	Darren LARK (VIC) / Red-Mist Motorcycle Accessories	P67	Kawasaki ZXR 749	4	10:55.208	1 Lap	7.583	2:39.986	2	210

Fastest Lap was 2:02.143 by 24 Garry McCOY (QLD)

Current race lap record for MAST class - 2:00.529 by David JOHNSON (SA) on a Suzuki 1100 set on 27/11/22

The results are provisional until the end of the time limit for protests and appeals.


.....
Chief Timekeeper - Scott Laing


.....
Race Director - Tom Williams

www.computime.com.au
COMPUTIME RACE TIMING SYSTEMS PTY LTD



2023**Round 7 : December 1 - 3****The Bend Motorsports Park**
ASBK.COM.AU f t i y
SUPERBIKE MASTERS**Race 2**
Date: **02/12/23**
Event: **R04**
Weather: **Mostly cloudy - Temp: 22.2C**
Track: **Dry - Temp: 31.0C**

Started at: **16:51:45**
Laps: **5**
Starters: **24**
Posted at: **17:10**
PROVISIONAL LAP TIMES

No	Name	Lap 1	Lap 2	Lap 3	Lap 4	Lap 5
2	Brad PHELAN (QLD)	2:16.225	2:09.822	<u>2:09.026</u>	2:09.571	2:10.423
11	Troy CORSER (NSW)	2:38.180	3:13.695	<u>2:18.654</u>	2:37.096	
12	Richard EASTON (NSW)	2:22.652	2:16.265	2:16.108	<u>2:15.726</u>	2:16.042
20	David JOHNSON (SA)	2:19.779	<u>2:03.530</u>	2:04.128	2:04.633	2:05.104
21	Denis ACKLAND (VIC)	2:29.741	<u>2:18.635</u>	2:19.242	2:18.837	2:21.060
23	Laurie FYFFE (NSW)	2:24.517	2:12.969	<u>2:10.282</u>	2:10.828	2:11.179
24	Garry McCOY (QLD)	2:11.424	2:03.675	2:03.023	2:02.309	<u>2:02.143</u>
26	Greg DAL SANTO (NSW)	2:32.236	2:25.034	<u>2:24.241</u>	2:26.419	2:27.987
27	Lech BUDNIAK (NSW)	2:34.241	2:24.695	2:22.986	<u>2:22.054</u>	2:22.282
36	Murray CLARK (QLD)	2:10.933	<u>2:06.289</u>	2:06.420	2:06.388	2:07.249
43	Keo WATSON (NSW)	2:08.995	2:03.104	<u>2:03.024</u>	2:03.672	2:03.278
49	Corey TURNER (QLD)	2:12.290	<u>2:07.295</u>	2:08.726	2:07.988	2:09.380
52	Ryan TAYLOR (VIC)	2:08.614	2:04.006	2:03.939	<u>2:03.520</u>	2:04.352
64	Paul PARLETT (NSW)	2:33.209	2:29.466	2:29.078	<u>2:28.075</u>	2:28.573
75	Steven HARLEY (NSW)	2:28.606	2:15.517	<u>2:12.323</u>	2:13.447	2:13.106
76	Scott WEBSTER (VIC)	2:24.752	<u>2:14.362</u>	2:14.506	2:16.159	2:18.404
82	Ryan YANKO (QLD)	2:16.020	2:25.352	2:10.157	<u>2:09.477</u>	2:10.209
107	Roger GUNN (VIC)	2:26.804	<u>2:14.679</u>	2:14.870	2:15.735	2:16.939
124	Mick JOHNSTON (NSW)	2:23.854	2:18.205	<u>2:16.157</u>	2:16.247	2:16.546
131	Paul RIGNEY (NSW)	2:26.603	2:19.541	<u>2:18.498</u>	2:20.518	2:20.074
151	Phillip BEVAN (NSW)	2:24.482	2:15.735	<u>2:15.276</u>	2:16.923	2:15.882
289	Mark POWELL (NSW)	2:29.464	2:19.358	2:19.071	2:19.017	<u>2:18.679</u>
777	Josh MATHERS (WA)	2:10.032	2:04.313	<u>2:03.798</u>	2:04.158	2:06.024
816	Darren LARK (VIC)	2:47.471	<u>2:39.986</u>	2:41.669	2:46.082	

The results are provisional until the end of the time limit for protests and appeals.


.....
Chief Timekeeper - Scott Laing


.....
Race Director - Tom Williams

www.computime.com.au
COMPUTIME RACE TIMING SYSTEMS PTY LTD


2023

Round 7 : December 1 - 3



The Bend Motorsports Park



ASBK.COM.AU f t i y

SUPERBIKE MASTERS

Race 2

Date: 02/12/23
 Event: R04
 Weather: Mostly cloudy - Temp: 22.2C
 Track: Dry - Temp: 31.0C

Started at: 16:51:45
 Laps: 5
 Starters: 24
 Posted at: 17:10

PROVISIONAL SECTOR TIMES

Lap	Sector 1	Sector 2	Sector 3	Sector 4	Lap Time	Spd	Lap	Sector 1	Sector 2	Sector 3	Sector 4	Lap Time	Spd
2 Brad PHELAN (QLD) (8th)							24 Garry McCOY (QLD) (2nd)						
1	33.153	37.003	33.148	32.921	2:16.225	209	1	33.542	35.466	31.542	30.874	2:11.424	212
2	27.776	36.671	32.783	32.592	2:09.822	250	2	26.835	34.222	31.277	31.341	2:03.675	265
3	27.785	36.278	32.633	32.330	2:09.026	251	3	26.400	34.292	31.009	31.322	2:03.023	264
4	27.904	36.261	32.959	32.447	2:09.571	249	4	26.414	34.406	30.788	30.701	2:02.309	264
5	27.979	36.999	32.867	32.578	2:10.423	249	5	26.482	33.949	30.768	30.944	2:02.143	264
11 Troy CORSER (NSW) (23th)							26 Greg DAL SANTO (NSW) (21th)						
1	32.921	35.714	34.786	54.759	2:38.180 P	222	1	38.181	41.213	36.653	36.189	2:32.236	177
2	1:31.910	37.132	32.167	32.486	3:13.695	138	2	32.589	39.775	36.590	36.080	2:25.034	198
3	29.095	36.596	37.381	35.582	2:18.654	225	3	31.767	39.934	36.564	35.976	2:24.241	195
4	33.154	45.907	39.663	38.372	2:37.096	188	4	31.905	40.556	36.960	36.998	2:26.419	192
							5	33.062	41.187	36.783	36.955	2:27.987	179
12 Richard EASTON (NSW) (12th)							27 Lech BUDNIAK (NSW) (20th)						
1	35.710	38.872	34.329	33.741	2:22.652	204	1	38.684	43.039	36.114	36.404	2:34.241	185
2	29.752	38.166	34.730	33.617	2:16.265	229	2	31.969	41.945	35.621	35.160	2:24.695	226
3	29.690	38.285	34.113	34.020	2:16.108	228	3	30.697	41.684	35.642	34.963	2:22.986	226
4	29.442	38.212	33.909	34.163	2:15.726	228	4	30.684	40.791	35.625	34.954	2:22.054	225
5	29.307	38.919	34.153	33.663	2:16.042	228	5	30.382	41.306	35.459	35.135	2:22.282	237
20 David JOHNSON (SA) (5th)							36 Murray CLARK (QLD) (6th)						
1	38.320	37.384	32.781	31.294	2:19.779	166	1	32.543	35.382	31.915	31.093	2:10.933	217
2	27.146	33.977	31.458	30.949	2:03.530	261	2	27.558	35.623	31.788	31.320	2:06.289	262
3	26.850	34.009	31.381	31.888	2:04.128	261	3	27.586	35.494	31.957	31.383	2:06.420	262
4	27.022	34.694	31.923	30.994	2:04.633	262	4	27.531	35.473	31.871	31.513	2:06.388	263
5	26.799	34.841	32.182	31.282	2:05.104	262	5	27.407	36.361	32.457	31.024	2:07.249	262
21 Denis ACKLAND (VIC) (19th)							43 Keo WATSON (NSW) (1st)						
1	35.583	42.781	35.588	35.789	2:29.741	208	1	31.563	35.142	31.158	31.132	2:08.995	221
2	29.378	39.952	35.061	34.244	2:18.635	254	2	26.798	34.575	30.816	30.915	2:03.104	264
3	29.985	39.619	35.278	34.360	2:19.242	239	3	26.498	34.606	30.916	31.004	2:03.024	271
4	29.986	39.494	34.896	34.461	2:18.837	247	4	26.608	34.619	31.380	31.065	2:03.672	271
5	30.503	40.558	35.138	34.861	2:21.060	252	5	26.467	34.696	31.007	31.108	2:03.278	271
23 Laurie FYFFE (NSW) (9th)							49 Corey TURNER (QLD) (7th)						
1	36.718	38.689	35.057	34.053	2:24.517	196	1	32.523	35.674	32.185	31.908	2:12.290	200
2	28.897	37.707	33.799	32.566	2:12.969	242	2	27.771	35.673	32.194	31.657	2:07.295	234
3	28.240	37.129	32.693	32.220	2:10.282	239	3	27.796	35.690	32.097	33.143	2:08.726	232
4	28.250	37.445	32.634	32.499	2:10.828	239	4	27.855	35.957	32.119	32.057	2:07.988	235
5	28.202	37.267	32.588	33.122	2:11.179	245	5	27.878	35.792	33.174	32.536	2:09.380	232

Scott Laing
 Chief Timekeeper - Scott Laing

Tom Williams
 Race Director - Tom Williams



www.computime.com.au
 COMPUTIME RACE TIMING SYSTEMS PTY LTD



2023

Round 7 : December 1 - 3



The Bend Motorsports Park



ASBK.COM.AU f t i y

SUPERBIKE MASTERS

Race 2

Date: 02/12/23
 Event: R04
 Weather: Mostly cloudy - Temp: 22.2C
 Track: Dry - Temp: 31.0C

Started at: 16:51:45
 Laps: 5
 Starters: 24
 Posted at: 17:10

PROVISIONAL SECTOR TIMES

Lap	Sector 1	Sector 2	Sector 3	Sector 4	Lap Time	Spd	Lap	Sector 1	Sector 2	Sector 3	Sector 4	Lap Time	Spd
52 Ryan TAYLOR (VIC) (3rd)							124 Mick JOHNSTON (NSW) (16th)						
1	31.172	35.288	31.139	31.015	2:08.614	220	1	35.348	38.930	35.571	34.005	2:23.854	195
2	26.861	35.337	31.028	30.780	2:04.006	254	2	30.438	38.500	35.198	34.069	2:18.205	223
3	26.674	35.322	31.093	30.850	2:03.939	258	3	29.513	38.488	34.435	33.721	2:16.157	226
4	26.726	34.616	31.308	30.870	2:03.520	260	4	29.872	38.176	34.445	33.754	2:16.247	225
5	27.069	35.134	31.216	30.933	2:04.352	259	5	29.614	38.181	34.439	34.312	2:16.546	227
64 Paul PARLETT (NSW) (22th)							131 Paul RIGNEY (NSW) (17th)						
1	38.071	42.987	35.919	36.232	2:33.209	185	1	37.027	40.477	34.765	34.334	2:26.603	176
2	31.802	43.846	37.394	36.424	2:29.466	216	2	30.546	39.100	35.381	34.514	2:19.541	226
3	31.678	43.323	37.356	36.721	2:29.078	223	3	30.201	38.860	34.786	34.651	2:18.498	219
4	31.564	43.269	36.827	36.415	2:28.075	233	4	30.166	39.279	35.467	35.606	2:20.518	226
5	32.010	42.950	37.226	36.387	2:28.573	224	5	31.115	40.278	34.568	34.113	2:20.074	221
75 Steven HARLEY (NSW) (11th)							151 Phillip BEVAN (NSW) (14th)						
1	36.481	41.365	34.747	36.013	2:28.606	190	1	35.760	39.286	35.159	34.277	2:24.482	191
2	29.167	38.799	34.312	33.239	2:15.517	234	2	29.502	38.400	33.959	33.874	2:15.735	242
3	28.078	37.083	33.328	33.834	2:12.323	247	3	28.957	38.117	34.205	33.997	2:15.276	236
4	28.512	37.395	33.602	33.938	2:13.447	251	4	29.468	38.409	34.063	34.983	2:16.923	241
5	28.875	37.834	33.455	32.942	2:13.106	246	5	28.786	38.203	34.819	34.074	2:15.882	242
76 Scott WEBSTER (VIC) (13th)							289 Mark POWELL (NSW) (18th)						
1	36.063	40.412	34.307	33.970	2:24.752	201	1	37.371	41.465	35.614	35.014	2:29.464	185
2	28.394	38.737	33.747	33.484	2:14.362	251	2	29.924	40.264	35.104	34.066	2:19.358	226
3	28.297	38.853	33.830	33.526	2:14.506	255	3	29.838	39.883	34.961	34.389	2:19.071	232
4	29.185	39.206	33.722	34.046	2:16.159	224	4	29.952	39.595	34.737	34.733	2:19.017	234
5	28.782	40.201	35.178	34.243	2:18.404	256	5	29.492	40.394	34.807	33.986	2:18.679	238
82 Ryan YANKO (QLD) (10th)							777 Josh MATHERS (WA) (4th)						
1	33.736	36.582	33.061	32.641	2:16.020	201	1	31.869	35.057	31.813	31.293	2:10.032	213
2	28.122	49.627	33.940	33.663	2:25.352	232	2	27.467	34.490	31.295	31.061	2:04.313	250
3	28.198	36.856	32.400	32.703	2:10.157	233	3	27.281	34.431	30.981	31.105	2:03.798	248
4	28.186	36.416	32.474	32.401	2:09.477	225	4	27.347	34.422	31.079	31.310	2:04.158	252
5	28.457	36.743	32.548	32.461	2:10.209	225	5	27.103	34.803	31.748	32.370	2:06.024	248
107 Roger GUNN (VIC) (15th)							816 Darren LARK (VIC) (24th)						
1	36.730	41.398	34.318	34.358	2:26.804	195	1	41.264	46.690	40.447	39.070	2:47.471	176
2	28.230	38.377	33.318	34.754	2:14.679	249	2	34.256	46.297	40.325	39.108	2:39.986	210
3	28.370	38.271	33.687	34.542	2:14.870	247	3	34.987	46.410	40.649	39.623	2:41.669	205
4	28.862	38.441	34.043	34.389	2:15.735	230	4	36.277	48.177	41.659	39.969	2:46.082	186
5	28.369	39.831	34.084	34.655	2:16.939	242							

The results are provisional until the end of the time limit for protests and appeals.

Scott Laing
 Chief Timekeeper - Scott Laing

Tom Williams
 Race Director - Tom Williams



www.computime.com.au
 COMPUTIME RACE TIMING SYSTEMS PTY LTD



2023

Round 7 : December 1 - 3



The Bend Motorsports Park



ASBK.COM.AU f t i y

SUPERBIKE MASTERS

Race 2

Date: 02/12/23
Event: R04
Weather: Mostly cloudy - Temp: 22.2C
Track: Dry - Temp: 31.0C

Started at: 16:51:45
Laps: 5
Starters: 24
Posted at: 17:10

PROVISIONAL FASTEST LAPS SEQUENCE

Lap	Race Pos	No	Name	Machine	Fastest Lap	On Lap
1	1	52	Ryan TAYLOR (VIC)	Suzuki GSXR 1100	2:08.614	1
2	1	43	Keo WATSON (NSW)	Yamaha FZR 1000	2:03.104	2
3	1	43	Keo WATSON (NSW)	Yamaha FZR 1000	2:03.024	3
3	3	24	Garry McCOY (QLD)	Yamaha TZ 750	2:03.023	3
4	3	24	Garry McCOY (QLD)	Yamaha TZ 750	2:02.309	4
5	2	24	Garry McCOY (QLD)	Yamaha TZ 750	2:02.143	5

The results are provisional until the end of the time limit for protests and appeals.

Scott Laing
Chief Timekeeper - Scott Laing

Tom Williams
Race Director - Tom Williams



www.computime.com.au
COMPUTIME RACE TIMING SYSTEMS PTY LTD



2023

Round 7 : December 1 - 3



The Bend Motorsports Park



ASBK.COM.AU f t i y

SUPERBIKE MASTERS

Race 2

Date: 02/12/23
 Event: R04
 Weather: Mostly cloudy - Temp: 22.2C
 Track: Dry - Temp: 31.0C

Started at: 16:51:45
 Laps: 5
 Starters: 24
 Posted at: 17:10

PROVISIONAL LAP SHEET

No	Lap Time	Gap	No	Lap Time	Gap	No	Lap Time	Gap	No	Lap Time	Gap
Lap 1			36	2:06.289	5.123	76	2:14.506	38.497	131	2:20.518	1:06.36
52	2:08.614		49	2:07.295	7.486	12	2:16.108	39.902	21	2:18.837	1:07.66
43	2:08.995	.381	20	2:03.530	11.210	151	2:15.276	40.370	289	2:19.017	1:08.11
777	2:10.032	1.418	2	2:09.822	13.948	107	2:14.870	41.230	27	2:22.054	1:25.18
36	2:10.933	2.319	23	2:12.969	25.387	75	2:12.323	41.323	26	2:26.419	1:29.13
24	2:11.424	2.810	12	2:16.265	26.818	124	2:16.157	43.093	64	2:28.075	1:41.03
49	2:12.290	3.676	76	2:14.362	27.015	131	2:18.498	49.519	Lap 5		
82	2:16.020	7.406	151	2:15.735	28.118	21	2:19.242	52.495	43	2:03.278	
2	2:16.225	7.611	82	2:25.352	29.273	289	2:19.071	52.770	24	2:02.143	.501
20	2:19.779	11.165	107	2:14.679	29.384	26	2:24.241	1:06.38	52	2:04.352	2.358
12	2:22.652	14.038	124	2:18.205	29.960	27	2:22.986	1:06.79	777	2:06.024	6.252
124	2:23.854	15.240	75	2:15.517	32.024	64	2:29.078	1:16.63	20	2:05.104	15.101
151	2:24.482	15.868	131	2:19.541	34.045	816	2:41.669	1:54.00	36	2:07.249	15.206
23	2:24.517	15.903	21	2:18.635	36.277	11	2:18.654	1:55.40	49	2:09.380	23.606
76	2:24.752	16.138	289	2:19.358	36.723	Lap 4			11	2:37.096	1 lap
131	2:26.603	17.989	26	2:25.034	45.171	43	2:03.672		2	2:10.423	32.994
107	2:26.804	18.190	27	2:24.695	46.837	52	2:03.520	1.284	816	2:46.082	1 lap
75	2:28.606	19.992	64	2:29.466	50.576	24	2:02.309	1.636	23	2:11.179	47.702
289	2:29.464	20.850	816	2:39.986	1:15.35	777	2:04.158	3.506	82	2:10.209	49.142
21	2:29.741	21.127	11	3:13.695	1:39.77	36	2:06.388	11.235	75	2:13.106	1:00.92
26	2:32.236	23.622	Lap 3			20	2:04.633	13.275	12	2:16.042	1:04.72
64	2:33.209	24.595	43	2:03.024		49	2:07.988	17.504	76	2:18.404	1:06.11
27	2:34.241	25.627	52	2:03.939	1.436	2	2:09.571	25.849	151	2:15.882	1:06.22
11	2:38.180	29.566	24	2:03.023	2.999	23	2:10.828	39.801	107	2:16.939	1:06.95
816	2:47.471	38.857	777	2:03.798	3.020	82	2:09.477	42.211	124	2:16.546	1:08.93
Lap 2			36	2:06.420	8.519	76	2:16.159	50.984	131	2:20.074	1:23.16
43	2:03.104		20	2:04.128	12.314	75	2:13.447	51.098	289	2:18.679	1:23.51
52	2:04.006	.521	49	2:08.726	13.188	12	2:15.726	51.956	21	2:21.060	1:25.44
777	2:04.313	2.246	2	2:09.026	19.950	107	2:15.735	53.293	27	2:22.282	1:44.18
24	2:03.675	3.000	23	2:10.282	32.645	151	2:16.923	53.621	26	2:27.987	1:53.84
			82	2:10.157	36.406	124	2:16.247	55.668	64	2:28.573	2:06.32

The results are provisional until the end of the time limit for protests and appeals.

Scott Laing
 Chief Timekeeper - Scott Laing

Tom Williams
 Race Director - Tom Williams



www.computime.com.au
 COMPUTIME RACE TIMING SYSTEMS PTY LTD



2023

Round 7 : December 1 - 3



The Bend Motorsports Park



ASBK.COM.AU f t i y

SUPERBIKE MASTERS

Race 2

Date: 02/12/23
 Event: R04
 Weather: Mostly cloudy - Temp: 22.2C
 Track: Dry - Temp: 31.0C

Started at: 16:51:45
 Laps: 5
 Starters: 24
 Posted at: 17:10

PROVISIONAL LAP CHART

Name	Grid	1	2	3	4	5	Name
G. McCOY	24	52	43	43	43	43	K. WATSON
D. JOHNSON	20	43	52	52	52	24	G. McCOY
K. WATSON	43	777	777	24	24	52	R. TAYLOR
R. TAYLOR	52	36	24	777	777	777	J. MATHERS
M. CLARK	36	24	36	36	36	20	D. JOHNSON
J. MATHERS	777	49	49	20	20	36	M. CLARK
C. TURNER	49	82	20	49	49	49	C. TURNER
B. PHELAN	2	2	2	2	2	2	B. PHELAN
R. YANKO	82	20	23	23	23	23	L. FYFFE
P. BURKE	62	12	12	82	82	82	R. YANKO
S. HARLEY	75	124	76	76	76	75	S. HARLEY
P. BEVAN	151	151	151	12	75	12	R. EASTON
L. FYFFE	23	23	82	151	12	76	S. WEBSTER
C. GLOCK	778	76	107	107	107	151	P. BEVAN
R. EASTON	12	131	124	75	151	107	R. GUNN
M. JOHNSTON	124	107	75	124	124	124	M. JOHNSTON
R. GUNN	107	75	131	131	131	131	P. RIGNEY
D. DAVIS	7	289	21	21	21	289	M. POWELL
S. WEBSTER	76	21	289	289	289	21	D. ACKLAND
D. ACKLAND	21	26	26	26	27	27	L. BUDNIAK
M. POWELL	289	64	27	64	64	64	G. DAL SANTO
P. RIGNEY	131	27	64	64	64	64	P. PARLETT
G. DAL SANTO	26	11	816	816	11	11	T. CORSER
P. PARLETT	64	816	11	11	816	816	D. LARK
J. DAWSON	14						J. DAWSON
D. LARK	816						
L. BUDNIAK	27						
T. CORSER	11						

The results are provisional until the end of the time limit for protests and appeals.

Scott Laing
 Chief Timekeeper - Scott Laing

Tom Williams
 Race Director - Tom Williams



www.computime.com.au
 COMPUTIME RACE TIMING SYSTEMS PTY LTD



2023**Round 7 : December 1 - 3****The Bend Motorsports Park**
ASBK.COM.AU f t i y
SUPERBIKE MASTERS**Race 2**
 Date: 02/12/23
 Event: R04
 Weather: Mostly cloudy - Temp: 22.2C
 Track: Dry - Temp: 31.0C

 Started at: 16:51:45
 Laps: 5
 Starters: 24
 Posted at: 17:10
PROVISIONAL BEST SECTOR TIMES

Pos	Sector 1		Sector 2		Sector 3		Sector 4		Lap		Ideal	Fastest
	Name	Time	Name	Time	Name	Time	Name	Time	Name	Time		
1	G. McCOY	26.400	G. McCOY	33.949	G. McCOY	30.768	G. McCOY	30.701	G. McCOY	2:01.818	2:02.143	
2	K. WATSON	26.467	D. JOHNSON	33.977	K. WATSON	30.816	R. TAYLOR	30.780	K. WATSON	2:02.773	2:03.024	
3	R. TAYLOR	26.674	J. MATHERS	34.422	J. MATHERS	30.981	K. WATSON	30.915	R. TAYLOR	2:03.098	2:03.520	
4	D. JOHNSON	26.799	K. WATSON	34.575	R. TAYLOR	31.028	D. JOHNSON	30.949	D. JOHNSON	2:03.106	2:03.530	
5	J. MATHERS	27.103	R. TAYLOR	34.616	D. JOHNSON	31.381	M. CLARK	31.024	J. MATHERS	2:03.567	2:03.798	
6	M. CLARK	27.407	M. CLARK	35.473	M. CLARK	31.788	J. MATHERS	31.061	M. CLARK	2:05.692	2:06.289	
7	C. TURNER	27.771	C. TURNER	35.673	C. TURNER	32.097	C. TURNER	31.657	C. TURNER	2:07.198	2:07.295	
8	B. PHELAN	27.776	B. PHELAN	36.261	T. CORSER	32.167	L. FYFFE	32.220	B. PHELAN	2:09.000	2:09.026	
9	S. HARLEY	28.078	R. YANKO	36.416	R. YANKO	32.400	B. PHELAN	32.330	R. YANKO	2:09.339	2:09.477	
10	R. YANKO	28.122	T. CORSER	36.596	L. FYFFE	32.588	R. YANKO	32.401	L. FYFFE	2:10.139	2:10.282	
11	L. FYFFE	28.202	S. HARLEY	37.083	B. PHELAN	32.633	T. CORSER	32.486	T. CORSER	2:10.344	2:18.654	
12	R. GUNN	28.230	L. FYFFE	37.129	R. GUNN	33.318	S. HARLEY	32.942	S. HARLEY	2:11.431	2:12.323	
13	S. WEBSTER	28.297	P. BEVAN	38.117	S. HARLEY	33.328	S. WEBSTER	33.484	R. GUNN	2:14.208	2:14.679	
14	P. BEVAN	28.786	R. EASTON	38.166	S. WEBSTER	33.722	R. EASTON	33.617	S. WEBSTER	2:14.240	2:14.362	
15	T. CORSER	29.095	M. JOHNSTO	38.176	R. EASTON	33.909	M. JOHNSTO	33.721	P. BEVAN	2:14.736	2:15.276	
16	R. EASTON	29.307	R. GUNN	38.271	P. BEVAN	33.959	P. BEVAN	33.874	R. EASTON	2:14.999	2:15.726	
17	D. ACKLAND	29.378	S. WEBSTER	38.737	M. JOHNSTO	34.435	M. POWELL	33.986	M. JOHNSTO	2:15.845	2:16.157	
18	M. POWELL	29.492	P. RIGNEY	38.860	P. RIGNEY	34.568	P. RIGNEY	34.113	P. RIGNEY	2:17.707	2:18.498	
19	M. JOHNSTO	29.513	D. ACKLAND	39.494	M. POWELL	34.737	D. ACKLAND	34.244	M. POWELL	2:17.810	2:18.679	
20	P. RIGNEY	30.166	M. POWELL	39.595	D. ACKLAND	34.896	R. GUNN	34.389	D. ACKLAND	2:18.012	2:18.635	
21	L. BUDNIAK	30.382	G. DAL SANT	39.775	L. BUDNIAK	35.459	L. BUDNIAK	34.954	L. BUDNIAK	2:21.586	2:22.054	
22	P. PARLETT	31.564	L. BUDNIAK	40.791	G. DAL SANT	36.564	G. DAL SANT	35.976	G. DAL SANT	2:24.082	2:24.241	
23	G. DAL SANT	31.767	P. PARLETT	42.950	P. PARLETT	36.827	P. PARLETT	36.387	P. PARLETT	2:27.728	2:28.075	
24	D. LARK	34.256	D. LARK	46.297	D. LARK	40.325	D. LARK	39.108	D. LARK	2:39.986	2:39.986	

The results are provisional until the end of the time limit for protests and appeals.


 Chief Timekeeper - Scott Laing


 Race Director - Tom Williams

www.computime.com.au
COMPUTIME RACE TIMING SYSTEMS PTY LTD


2023**Round 7 : December 1 - 3****The Bend Motorsports Park**
ASBK.COM.AU f t i y

**SUPERBIKE MASTERS
PROVISIONAL PROGRESSIVE ROUND POINTS**
SUPERBIKE MASTERS - OVERALL


Pos	No	Name	Rnd 3 Race 1	Rnd 3 Race 2	Total
1	43	Keo WATSON	20	25	45
2	20	David JOHNSON	25	16	41
3	24	Garry McCOY	17	20	37
4	52	Ryan TAYLOR	18	18	36
5	777	Josh MATHERS	16	17	33
6	36	Murray CLARK	15	15	30
7	49	Corey TURNER	14	14	28
8	2	Brad PHELAN	13	13	26
9	82	Ryan YANKO	12	11	23
10	75	Steven HARLEY	10	10	20
11	12	Richard EASTON	7	9	16
12	76	Scott WEBSTER	8	8	16
13	151	Phillip BEVAN	9	7	16
14	23	Laurie FYFFE		12	12
15	62	Phillip BURKE	11		11
16	107	Roger GUNN	4	6	10
17	131	Paul RIGNEY	5	4	9
18	124	Mick JOHNSTON	3	5	8
19	7	Damion DAVIS	6		6
20	289	Mark POWELL	2	3	5
21	21	Denis ACKLAND	1	2	3
22	27	Lech BUDNIAK		1	1


SUPERBIKE MASTERS - PERIOD 5 F1

Pos	No	Name	Rnd 3 Race 1	Rnd 3 Race 2	Total
1	24	Garry McCOY	25	25	50
2	76	Scott WEBSTER	20	18	38
3	107	Roger GUNN	18	17	35
4	23	Laurie FYFFE		20	20
5	64	Paul PARLETT		16	16

SUPERBIKE MASTERS - PERIOD 5 UNLIMITED

Pos	No	Name	Rnd 3 Race 1	Rnd 3 Race 2	Total
1	2	Brad PHELAN	25	25	50
2	82	Ryan YANKO	20	20	40
3	131	Paul RIGNEY	18	18	36
4	21	Denis ACKLAND	17	17	34
5	26	Greg DAL SANTO	16	16	32


 Chief Timekeeper - Scott Laing


 Race Director - Tom Williams

www.computime.com.au
COMPUTIME RACE TIMING SYSTEMS PTY LTD


2023**Round 7 : December 1 - 3****The Bend Motorsports Park**
ASBK.COM.AU f t i y

**SUPERBIKE MASTERS
PROVISIONAL PROGRESSIVE ROUND POINTS**
SUPERBIKE MASTERS - PERIOD 6 FORMULA 750cc

Pos	No	Name	Rnd 3 Race 1	Rnd 3 Race 2	Total
1	49	Corey TURNER	25	25	50
2	12	Richard EASTON	17	20	37
3	151	Phillip BEVAN	18	18	36
4	124	Mick JOHNSTON	15	17	32
5	289	Mark POWELL	14	16	30
6	816	Darren LARK	13	14	27
7	62	Phillip BURKE	20		20
8	7	Damion DAVIS	16		16
9	11	Troy CORSER		15	15

SUPERBIKE MASTERS - PERIOD 6 FORMULA 1300cc

Pos	No	Name	Rnd 3 Race 1	Rnd 3 Race 2	Total
1	43	Keo WATSON	20	25	45
2	20	David JOHNSON	25	17	42
3	52	Ryan TAYLOR	18	20	38
4	777	Josh MATHERS	17	18	35
5	36	Murray CLARK	16	16	32
6	75	Steven HARLEY	15	15	30
7	27	Lech BUDNIAK	14	14	28
8	14	Jason DAWSON	13		13

Chief Timekeeper - Scott Laing

Race Director - Tom Williams



www.computime.com.au
COMPUTIME RACE TIMING SYSTEMS PTY LTD



2023

Round 7 : December 1 - 3

The Bend Motorsports Park



ASBK.COM.AU f t i y

 SUPERBIKE MASTERS
 PROVISIONAL PROGRESSIVE SERIES POINTS

SUPERBIKE MASTERS - OVERALL

Pos	No	Name	Rnd 1 SMSF	Rnd 2 PI	Rnd 3 Race 1	Rnd 3 Race 2	Total
1	43	Keo WATSON	75	63	20	25	183
2	36	Murray CLARK	32	57	15	15	119
3	2	Brad PHELAN	43	37	13	13	106
4	52	Ryan TAYLOR		68	18	18	104
5	20	David JOHNSON		42	25	16	83
6	76	Scott WEBSTER	15	42	8	8	73
7	49	Corey TURNER		45	14	14	73
8	63	Robert YOUNG	44	26			70
9	778	Corey GLOCK	44	19			63
10	107	Roger GUNN	35	17	4	6	62
11	75	Steven HARLEY	17	23	10	10	60
12	151	Phillip BEVAN	20	24	9	7	60
13	11a	Troy CORSER	60				60
14	29	Scott CAMPBELL		52			52
15	3	Aaron BENNETT	36	16			52
16	62	Phillip BURKE	36		11		47
17	23	Laurie FYFFE	5	26		12	43
18	12	Richard EASTON	25		7	9	41
19	50	Glenn HINDLE	10	28			38
20	24	Garry McCOY			17	20	37
21	37	Brian BOLSTER	34				34
22	777	Josh MATHERS			16	17	33
23	131	Paul RIGNEY	13	5	5	4	27
24	190	Greg AVERY	25				25
25	82	Ryan YANKO			12	11	23
26	7	Damion DAVIS	13		6		19
27	89a	Jack PASSFIELD		16			16
28	48	Paul PARLETT	16				16
29	124	Mick JOHNSTON	4		3	5	12
30	45	Edwin HAAZER		12			12
31	89	Stuart WOODBURY		11			11
32	79	Stephen KAIRL	10				10
33	9	Dean CASTLETON		9			9
34	110	Ross DOBSON	8				8
35	289	Mark POWELL		2	2	3	7
36	4	Patrick POVOLNY	5				5
37	21	Denis ACKLAND		1	1	2	4
38	90	Michael MOLONEY		3			3
39	73	Glenn CRUTCHLEY		2			2
40	164	Ian SHORT		2			2
41	64a	Andrew RELPH	2				2
42	27	Lech BUDNIAK				1	1

Chief Timekeeper - Scott Laing

Race Director - Tom Williams


 www.computime.com.au
 COMPUTIME RACE TIMING SYSTEMS PTY LTD


2023**Round 7 : December 1 - 3****The Bend Motorsports Park**
ASBK.COM.AU f t i y

**SUPERBIKE MASTERS
PROVISIONAL PROGRESSIVE SERIES POINTS**
SUPERBIKE MASTERS - PERIOD 5 F1

Pos	No	Name	Rnd 1 SMSP	Rnd 2 PI	Rnd 3 Race 1	Rnd 3 Race 2	Total
1	76	Scott WEBSTER	33	70	20	18	141
2	107	Roger GUNN	55	36	18	17	126
3	64	Paul PARLETT	48	46		16	110
4	11a	Troy CORSER	75				75
5	50	Glenn HINDLE	18	45			63
6	23	Laurie FYFFE		37		20	57
7	24	Garry McCOY			25	25	50
8	7	Damion DAVIS	47				47
9	190	Greg AVERY	40				40
10	73	Glenn CRUTCHLEY		33			33
11	8	Albert TEHENNEPE		30			30
12	164	Ian SHORT		18			18

SUPERBIKE MASTERS - PERIOD 5 UNLIMITED


Pos	No	Name	Rnd 1 SMSP	Rnd 2 PI	Rnd 3 Race 1	Rnd 3 Race 2	Total
1	2	Brad PHELAN	65	65	25	25	180
2	131	Paul RIGNEY	53	48	18	18	137
3	3	Aaron BENNETT	50	36			86
4	21	Denis ACKLAND		44	17	17	78
5	20	David JOHNSON		70			70
6	110	Ross DOBSON	53				53
7	45	Edwin HAAZER		52			52
8	82a	Russell COUTTS		41			41
9	82	Ryan YANKO			20	20	40
10	747	Allen BROMLEY		38			38
11	90	Mick MOLONEY		32			32
12	26	Greg DAL SANTO			16	16	32
13	4	Patrick POVOLNY	18				18

SUPERBIKE MASTERS - PERIOD 6 FORMULA 750cc

Pos	No	Name	Rnd 1 SMSP	Rnd 2 PI	Rnd 3 Race 1	Rnd 3 Race 2	Total
1	63	Robert YOUNG	70	53			123
2	151	Phillip BEVAN	34	50	18	18	120
3	778	Corey GLOCK	65	48			113
4	49	Corey TURNER		60	25	25	110
5	12	Richard EASTON	49		17	20	86
6	29	Scott CAMPBELL		75			75
7	62	Phillip BURKE	54		20		74
8	289	Mark POWELL		44	14	16	74
9	816	Darren LARK	11	23	13	14	61
10	124	Mick JOHNSTON	28		15	17	60
11	7	Damion DAVIS		40	16		56



 Chief Timekeeper - Scott Laing



 Race Director - Tom Williams


www.computime.com.au
COMPUTIME RACE TIMING SYSTEMS PTY LTD



2023**Round 7 : December 1 - 3****The Bend Motorsports Park**
ASBK.COM.AU f t i y

**SUPERBIKE MASTERS
PROVISIONAL PROGRESSIVE SERIES POINTS**
SUPERBIKE MASTERS - PERIOD 6 FORMULA 750cc

Pos	No	Name	Rnd 1 SMSP	Rnd 2 PI	Rnd 3 Race 1	Rnd 3 Race 2	Total
12	23	Laurie FYFFE	29	17			46
13	64a	Andrew RELPH	27				27
14	22	Karen WEBB		26			26
15	337	Gregory FARRELL	23				23
16	11	Troy CORSER				15	15
17	207	Kurt GRAINGER	12				12

SUPERBIKE MASTERS - PERIOD 6 FORMULA 1300cc

Pos	No	Name	Rnd 1 SMSP	Rnd 2 PI	Rnd 3 Race 1	Rnd 3 Race 2	Total
1	43	Keo WATSON	75	63	20	25	183
2	36	Murray CLARK	38	58	16	16	128
3	75	Steven HARLEY	35	49	15	15	114
4	52	Ryan TAYLOR		68	18	20	106
5	27	Lech BUDNIAK		44	14	14	72
6	20	David JOHNSON			25	17	42
7	37	Brian BOLSTER	40				40
8	777	Josh MATHERS			17	18	35
9	79	Stephen KAIRL	35				35
10	89	Stuart WOODBURY		32			32
11	89a	Jack PASSFIELD		17			17
12	9	Dean CASTLETON		16			16
13	14	Jason DAWSON			13		13

Chief Timekeeper - Scott Laing

Race Director - Tom Williams



www.computime.com.au
COMPUTIME RACE TIMING SYSTEMS PTY LTD



2023

Round 7 : December 1 - 3



The Bend Motorsports Park



ASBK.COM.AU f t i y



SUPERBIKE MASTERS

Race 2

Date: 02/12/23
Event: R04
Weather: Mostly cloudy - Temp: 22.2C
Track: Dry - Temp: 31.0C

Started at: 16:51:45
Laps: 5
Starters: 24
Posted at: 17:10

PROVISIONAL RACE INFORMATION

Time	Description
16:48:03	PIT EXIT OPEN / WARM UP LAP STARTED
16:49:03	PIT EXIT CLOSED
16:51:45	Event Start
16:52:44	RACE DIRECTION: START UNDER INVESTIGATION
17:02:07	Chequered Flag
17:02:10	KEO WATSON WINS 2023 SUPERBIKE MASTERS SERIES
17:04:27	Event Finish

The results are provisional until the end of the time limit for protests and appeals.

Scott Laing
.....
Chief Timekeeper - Scott Laing

Tom Williams
.....
Race Director - Tom Williams



www.computime.com.au
COMPUTIME RACE TIMING SYSTEMS PTY LTD

